



REEL BASEBALL
Real Fun!
2018
MEDIA GUIDE



ALWAYS

Waving

YOU HOME



WHATABURGER PROUD SPONSOR OF THE CORPUS CHRISTI HOOKS



CONTENTS AND CREDITS

HOOKS FRONT OFFICE	4	Top 10 Attendance Figures	123
2018 SCHEDULE	5	Hooks in the Major Leagues	124
FIELD STAFF	6	Major Leaguers Who Became Hooks	126
Omar Lopez, Manager	6	Team Firsts	127
Bill Murphy, Pitching Coach	8	Whataburger Field Firsts	128
Troy Snitker, Hitting Coach	9	2006 Postseason Box Scores & Summaries	130
Mycal Jones, Development Coach	10	2012 Postseason Box Scores & Summaries	137
John Gregorich, Athletic Trainer	11	2013 Postseason Box Scores & Summaries	140
Rachel Balkovec, Strength Coach	11	2015 Postseason Box Scores & Summaries	145
PLAYER BIOS	12	2016 Postseason Box Scores & Summaries	149
FRANCHISE HISTORY	57	THE TEXAS LEAGUE	153
FRANCHISE RECORDS	58	2018 Directory	153
HOOKS STATS & RECORDS	59	2017 Standings	154
2017 Season Stats	59	2017 Batting	155
2017 Home Stats	60	2017 Pitching	156
2017 Road Stats	61	LEAGUE OPPONENTS	157
Single Season Leaders	62	Arkansas Travelers	157
Single Season Highs	64	Frisco RoughRiders	158
Hooks Managers Records	66	Midland RockHounds	159
Club Year-by-Year Records	67	NW Arkansas Naturals	160
Career Leaders	70	San Antonio Missions	161
All-Time Highs & Lows	72	Springfield Cardinals	162
Starts by Position, 2017	74	Tulsa Drillers	163
Starts by Position, 2016	75	HOUSTON ASTROS	164
Starts by Position, 2015	76	2018 40-Man Roster	164
Starts by Position, 2014	77	2017 Season Stats	165
Starts by Position, 2013	78	Minor League Affiliates	166
Starts by Position, 2012	79	2017 Organizational Leaders	167
Starts by Position, 2011	80	MEDIA, WHATABURGER FIELD INFO	168
Starts by Position, 2010	81	Media Information	168
Starts by Position, 2009	82	Whataburger Field Ground Rules Distances	169
Starts by Position, 2008	83	Batting Practice Schedules	170
Starts by Position, 2007	84	PHOTO CREDITS	
Starts by Position, 2006	85	Alfonso Mirabal	
Starts by Position, 2005	86	Amanda Pruet	
Career Starts by Position	87	Charlie Blalock	
All-Time Roster	88	Dallas McMahon	
Opening Day Lineups	93	George Tuley	
2017 Game-by-Game Results	94	Gil Perez	
Grand Slam Home Runs	98	Houston Astros	
Multi-Home Run Games	100	Kyle Mazabob	
Unique Offensive Achievements	102	MiLB.com	
Five-RBI Games	103	Mike Janes	
Hooks Offensive Streaks	105	Neil Rosan	
20/20 Club	106	Quad Cities River Bandits	
No-Hit, Low-Hit & 1-0 Games	107	Ricky Ray	
Highest-Scoring Games	110	Rich Crimi	
Largest-Margin Games	111	Steve Nurenberg	
Walk-Off Home Runs	112		
Hooks League Leaders	113		
Hooks Postseason Honors	114		
Hooks in the Texas League All-Star Game	115		
Batters & Pitchers of the Week	122		

The Corpus Christi Hooks Official 2018 Media Guide was prepared by the Corpus Christi Hooks Media Relations Department. Statistics were generated by BAM and by the Hooks Media Relations Department. All Rights Reserved. Copyright 2018 Corpus Christi Hooks Baseball Club, Corpus Christi, Texas.





CORPUS CHRISTI HOOKS FRONT OFFICE

Phone: 361-561-HOOK (4665)

Address: Whataburger Field, 734 East Port Avenue, Corpus Christi, TX 78401

Website: cchooks.com

Houston Astros

Owner and Chairman

President of Business Operations

Senior VP of Business Operations

Senior Director of Business Operations

Jim Crane

Reid Ryan

Marcel Braithwaite

Dan O'Neill

Hooks Executive Administration

President

General Manager

Vice President of Sales & Marketing

Ken Schrom

Wes Weigle

Andy Steavens

Senior Directors

Finance

Stadium Operations

Kim Harris

Jeremy Sturgeon

Directors

Broadcasting & Media Relations

Marketing

Business Development

Premium & Membership Services

Michael Coffin

JD Davis

Maggie Freeborn

Zach Kaddatz

Groundskeeper

Account Executive

Ticket Operations Coordinator

Accounting Manager

Customer Service Manager

Special Events Coordinator

Communications Coordinator

Community Outreach Coordinator

Social Media Coordinator

Account Executive

Video Production Coordinator

Senior Service Desk Technician

Briana Santiago

Stadium Operations

Business Development Manager

Retail Operations Manager

Maintenance Coordinator

Senior Manager Premium Sales & Services

Clubhouse Manager

Andrew Batts

Amanda Boman

Ray Cervenka

Jessica Fearn

Brett Howsley

Jorden Klaevemann

Sam Levitt

Courtney Merritt

Gil Perez

Sean Phelan

Neil Rosan

Jonathan Santana

Video Production Assistant

Mike Shedd

Diana Sleep

Rudy Soliz

Michael Suarez

Kelsey Thompson

Marcus Tramp



2018 SCHEDULE

APRIL

SUN	MON	TUE	WED	THU	FRI	SAT
1	2	3	4	5 6:25	6 7:05	7 6:05
				NWA	NWA	NWA
8 2:10	9 7:30	10 11:00	11	12 7:05	13 7:05	14 7:05
ARK	ARK	ARK		NWA	NWA	NWA
15 2:05	16 7:05	17 7:05	18	19 7:05	20 7:05	21 7:05
ARK	ARK			FRI	FRI	FRI
22 4:05	23 7:05	24 7:05	25 7:05	26 7:05	27 7:05	28 7:05
FRI	MID	MID	MID	MID	FRI	FRI
29 2:05	30 7:05					
FRI	FRI					

MAY

SUN	MON	TUE	WED	THU	FRI	SAT
		1 6:30	2 11:00	3 7:00	4 7:00	5 7:00
		MID	MID	MID	MID	SAN
6 2:05	7 7:05	8 7:05	9	10 7:05	11 7:05	12 7:05
SAN	SAN	SAN		MID	MID	MID
13 7:05	14 7:05	15 7:05	16 7:05	17 7:05	18 7:05	19 7:05
MID	SAN	SAN	SAN	SAN	FRI	FRI
20 4:05	21 11:05	22 7:05	23 7:05	24 7:05	25 7:05	26 7:05
FRI	FRI	SPR	SPR	SPR	TUL	TUL
27 6:05	28	29 6:30	30 6:30	31 7:10		
TUL		SPR	SPR	SPR		

JUNE

SUN	MON	TUE	WED	THU	FRI	SAT
					1 7:05	2 7:05
					TUL	TUL
3 1:05	4	5 7:05	6 7:05	7 7:05	8 7:05	9 7:05
TUL		FRI	FRI	FRI	FRI	SAN
10 6:05	11 7:05	12 7:05	13 6:30	14 7:00	15 7:00	16 7:00
SAN	SAN	SAN	MID	MID	MID	MID
17 4:05	18 7:05	19 7:05	20 7:05	21 7:05	22 7:05	23 7:05
SAN	SAN	SAN	SAN	FRI	FRI	FRI
24 6:05	25	26	27	28 7:10	29 7:10	30 6:10
FRI		ASG		ARK	ARK	ARK

JULY

SUN	MON	TUE	WED	THU	FRI	SAT
1 4:05	2 6:05	3 6:05	4 7:05	5 7:05	6 7:05	7 7:05
NWA	NWA	NWA	ARK	ARK	ARK	NWA
8 6:05	9 7:05	10	11 6:30	12 7:00	13 7:00	14 7:00
NWA	NWA		MID	MID	MID	MID
15 6:05	16 7:05	17 7:05	18 7:05	19 7:00	20 7:00	21 7:00
FRI	FRI	FRI	FRI	MID	MID	MID
22 2:00	23 7:05	24 7:05	25 7:05	26 7:05	27 7:05	28 7:05
MID	SAN	SAN	SAN	MID	MID	MID
29 6:05	30 7:05	31 7:05				
MID	SAN	SAN				

AUGUST

SUN	MON	TUE	WED	THU	FRI	SAT
			1 7:05	2 7:05	3 7:05	4 7:05
			SAN	FRI	FRI	FRI
5 7:05	6	7 7:05	8 7:05	9 7:05	10 7:05	11 7:05
FRI		TUL	TUL	TUL	SPR	SPR
12 6:05	13	14 7:05	15 7:05	16 7:05	17 7:10	18 6:10
SPR		TUL	TUL	TUL	SPR	SPR
19 4:10	20	21 7:05	22 7:05	23 7:05	24 7:05	25 7:05
SPR		MID	MID	MID	MID	SAN
26 6:05	27 4:05	28 7:05	29 7:05	30 7:05	31 7:05	
SAN	SAN	FRI	FRI	FRI	FRI	HOME AWAY

SEPTEMBER

SUN	MON	TUE	WED	THU	FRI	SAT
						1 7:00
						SAN
2 6:05	3 2:05	4	5	6	7	8
SAN	SAN		PLAYOFFS BEGIN			




ARK.....ARKANSAS TRAVELERSMARINER
 FRI.....FRISCO ROUGHRIDERSRANGER
 MID.....MIDLAND ROCKHOUNDSATHLETIC
 NWA...NW ARKANSAS NATURALS.....ROYAL
 SAN.....SAN ANTONIO MISSIONS.....PADRE
 SPR.....SPRINGFIELD CARDINALS ..CARDINAL
 TUL.....TULSA DRILLERSDODGER

REEL Fun!



FIELD STAFF



OMAR LOPEZ MANAGER

Omar Lopez begins his first season as Corpus Christi's field chief in 2018.

Lopez, the seventh skipper in the 14-year history of the Hooks, enters his 20th campaign with the Astros organization.

Last season, Lopez, 41, guided the Advanced A Buies Creek Astros to a 74-65 record, which topped the Carolina League Southern Division. Four Astros earned all-star honors, including outfielder Myles Straw who was placed on the mid-and-postseason squads.

Following the regular year, Lopez managed the Mesa Solar Sox of the Arizona Fall League, a showcase circuit for the game's best prospects. The Solar Sox, outfitted with farmhands from the Astros, A's, Cubs, Nationals and Tigers organizations, lost to Peoria in the AFL championship game.

Lopez has won two Venezuelan Professional Baseball League championships in four years as manager of Caribes de Anzoategui. Caribes claimed the crown this winter, defeating Cardinales de Lara, 4-2, in the title series. In his first year as skipper, Lopez was named 2014-15 LVBP Manager of the Year after piloting Anzoategui to a 39-24 record and circuit title.

His other managerial stops include Class A Quad Cities (2013-14, 2016), Advanced A Lancaster (2015), Rookie Level Greeneville (2011-12), Gulf Coast League (2009-10) and Venezuelan Summer League (2007-08).

A native of Valencia, Venezuela, Lopez led Quad Cities to an 81-57 finish and a Midwest League title in 2013. Carlos Correa hit .320 with 33 doubles, nine home runs, 86 RBIs and 10 stolen bases in 117 games for the River Bandits, earning MWL Mid-and-Postseason All-Star honors.

Two years later, Lopez's Lancaster club finished 10 games over .500 at 75-65. The JetHawks earned a wildcard postseason berth but lost to High Desert in the California League Mini Series.

In 2010, he was named Astros Player Development Man of the Year for his efforts to mentor the organization's Spanish speaking prospects through their first year of professional baseball in the United States.

Lopez was the first manager of future American League MVP Jose Altuve. With the 2007 Venezuelan Summer League Astros, the 17-year-old Altuve hit .343 with 40 runs scored, 36 RBIs, and a .429 on-base average in 64 assignments. The club posted a 48-22 record, and won the VSL championship. Lopez was instrumental in sending Altuve stateside the following year.

A full-time scout from 1999-2007, he was a hitting and infield instructor in the Astros Venezuelan program before beginning his managerial career in 2007.

Lopez played three minor league seasons as an infielder with the Chicago White Sox (1996-97) and Arizona Diamondbacks (1998).

Omar and his wife, Helen, make their home in Orlando, Fla. They have two children, Omar Eduardo and Emily Gabriela.





FIELD STAFF

OMAR LOPEZ

CAREER MANAGERIAL RECORD

Year	Team	League	Affiliate	Record
2007	VSL Astros	Venezuelan Summer	Houston	48-22
2008	VSL Astros	Venezuelan Summer	Houston	37-31
2009	GCL Astros	Gulf Coast	Houston	18-38
2010	GCL Astros	Gulf Coast	Houston	20-36
2011	Greeneville	Appalachian	Houston	25-43
2012	Greeneville	Appalachian	Houston	36-32
2013	Quad Cities	Midwest	Houston	81-57
2014	Quad Cities	Midwest	Houston	70-69
2015	Lancaster	California	Houston	75-65
2016	Quad Cities	Midwest	Houston	61-78
2017	Buies Creek	Carolina	Houston	74-65
Totals	(11 seasons)			545-536





FIELD STAFF



BILL MURPHY **PITCHING COACH**

Bill Murphy is in his third season as a pitching coach in the Astros organization, and his first with the Hooks.

Murphy, 28, was posted at Tri-City of the New York-Penn League last year, working with manager Morgan Ensberg. The ValleyCats logged a 3.61 ERA, and held the opposition to a .230 batting average. Tri-City hurlers led the loop with 737 strikeouts, averaging 10.5 per nine innings. Their eight shutout wins slotted second in the circuit.

In 2016, Murphy made his professional debut as pitching coach for Greeneville. His staff ranked among Appalachian League leaders in strikeouts (605) and ERA (3.87).

Prior to joining Houston, Murphy served stints as pitching coach at Brown University, and co-manager and pitching coach for the Northwoods Collegiate League Battle Creek Bombers. He also has collegiate league coaching experience with the Rockville

Express (Cal Ripken) and Middlesex Rays (Atlantic Baseball Confederation).

In 2013, Murphy was a volunteer assistant coach at Georgetown University.

He was also a full-time coach at his alma mater, Roselle (N.J.) Catholic High School, during the 2010-11 and 2012-13 seasons.

Murphy graduated from Rutgers University in 2010 with a bachelor's degree in psychology and a minor in history. He made 25 Big East appearances through three seasons on the hill for the Scarlet Knights.

Murphy received his MBA in management from Wagner College in Staten Island, N.Y., where, in 2012, he hit .272 as a first baseman during his final year of eligibility.





FIELD STAFF



TROY SNITKER HITTING COACH

Troy Snitker comes to Corpus Christi for his third season as an instructor in the Houston system.

Snitker served as hitting coach on Omar Lopez's staff at Buies Creek last year. He worked as rehab hitting coordinator and GCL coach in 2016.

Snitker, 29, was selected by Atlanta in the 19th round of the 2011 draft out of the University of North Georgia. The former catcher played two seasons in the Braves system before being traded to Pittsburgh.

Snitker finished his playing career with the Southern Maryland Blue Crabs of the independent Atlantic League in 2013.

During his final season at North Georgia, Snitker earned Peach Belt All-Conference honors after hitting .340 with a team-best six home runs and 44 RBIs. He started behind the dish in all 54 of the school's games.

Snitker, a Certified Strength and Conditioning Specialist, owns a bachelor's degree in exercise science and a master's degree in physical education. He is also a certified TPI golf fitness instructor.

Born in Atlanta, Snitker attended Brookwood High School in Snellville, Ga.

He is the son of Atlanta Braves manager Brian Snitker.





FIELD STAFF



MYCAL JONES DEVELOPMENT COACH

2018 marks Mycal Jones' first campaign as a coach in the Astros system.

Jones, who played eight seasons as a shortstop and outfielder in the minor leagues, spent last year running his own baseball academy in Naples, Fla.

He retired in 2016 following a 90-game run with the independent Somerset Patriots of Bridgewater, N.J.

Jones, 30, attended Wolfson High School in Jacksonville, Fla. His collegiate baseball career began in 2007 at the University of North Florida, where he played in 50 games as a freshman.

In 2009, Jones transferred to Miami-Dade College. He batted .447 with 21 doubles, 13 home runs, 50 RBIs, 29 steals and a 1.330 on-base-plus-slugging percentage in 50 contests for the Sharks, prompting Atlanta to select Jones in the fourth round of the June draft.

His first assignment was in Danville, Va., with the Braves' Appalachian League affiliate. Led by manager Paul Runge, the Danville Braves went 47-21 (.691), and won the circuit title.

In 2010, Jones' competed at three levels in the Atlanta system, hitting .262 with 83 runs, 31 doubles, 15 home runs, 61 RBIs and 22 stolen bases in 129 games. The bulk of his time was spent between Class A Rome (South Atlantic League) and Advanced A Myrtle Beach (Carolina League). Jones finished the year by belting two homers and driving in five runs over a seven-game stint with Double A Mississippi.

Jones transitioned from shortstop to centerfield the following year, and registered a Mississippi-best 11 outfield assists. He would play in parts of six Southern League seasons for the Braves from 2011 to 2015.

Jones received 62 assignments with Triple A Gwinnett before becoming a free agent after the 2015 season.


The speedster posted double-digit steal totals in seven of his eight pro campaigns, racking up 174 stolen bases for a 75% success rate.

Mycal lives in Naples, Fla., with his wife, Jessica, and two-year-old daughter, Kyndal.





FIELD STAFF



JOHN GREGORICH **ATHLETIC TRAINER**

John Gregorich begins his first season with the Hooks, and his fifth campaign as an athletic trainer in the Astros organization.

Last year, Gregorich was stationed in Buies Creek, N.C., the Carolina League home of Houston's Advanced A affiliate. He worked for the Tri-City ValleyCats of the New York-Penn League from 2015 to 2016.

Gregorich also spent a year with the Greeneville Astros, earning 2014 PBATS Appalachian League Trainer of the Year honors.

Prior to joining Houston, the Chardon, Ohio, native served as a sports medicine intern for the Indians organization. Gregorich was with the Major League club in 2013 after working for Cleveland's Midwest League affiliate, the Lake County Captains, in 2012. He was also a graduate student athletic trainer for the University of Tennessee at

Chattanooga during the 2012 football season.

Gregorich earned his master's degree in athletic training at UT-Chattanooga in 2013. In 2011, he received his bachelor's degree in exercise science from Bellarmine University in Louisville, Ky.

John and his wife, Chrystal, currently live in West Palm Beach, Fla.



RACHEL BALKOVEC **STRENGTH & CONDITIONING COACH**

Rachel Balkovec joins the Hooks after operating as the Astros Latin American strength and conditioning coordinator for the past two seasons. In addition to her coordinator duties, she was a member of the GCL Astros field staff.


Prior to her time with Houston, Balkovec worked for two years as the Cardinals minor league strength and conditioning coordinator. She was also a strength coach with the White Sox during the 2013-14 offseason.

Her pro baseball career began as a minor league strength coach with St. Louis in 2012. Balkovec's next post was with Los Tigres del Licey of the Dominican Winter League, where she assisted in marketing and promotions. She then worked as a strength coach in the Arizona Fall League before serving as a volunteer assistant at Arizona State University.

Balkovec, the first female strength coach in the history of professional baseball, graduated from the University of New Mexico in 2009 with a bachelor's degree in kinesiology and exercise science. While in Albuquerque, she was a catcher for the Lobos softball team.

Balkovec earned her master's degree in sports administration from LSU. She also served as a graduate assistant strength and conditioning coach with the Tigers.





BRETT ADCOCK LHP

BORN August 28, 1995 in Bay City, MI

OPENING DAY AGE 21

HEIGHT 6'1

WEIGHT 266

BATS Left

THROWS Left

HOMETOWN Bay City, MI

COLLEGE Michigan

ACQUIRED Selected in the 4th round of the June 2016 draft

Career Highlights: 2018 – Entered season as Astros No. 28 prospect, according to MLB.com.

2017 – Went 5-4 with 3.93 ERA in 25 games (18 starts) between Quad Cities and Buies Creek. Ranked 5th in Astros system with 117 strikeouts, while walking just 39 batters (3 strikeouts per walk). Held left-handed hitters to .215 BAA (79 AB) and right-handed hitters to .235 BAA (324 AB). Averaged 14 strikeouts per-9 innings with Quad Cities and 8.5 strikeouts per-9 innings with Buies Creek. Went at least 4 innings in each Quad Cities appearance and never allowed more than 1 earned run. Finished time in Midwest League with career-high 6 innings and 11 K (1 ER, 4 H) in victory on May 4 vs. Fort Wayne. Ranked 2nd in strikeouts among Midwest League pitchers when promoted to Buies Creek. Made Carolina League debut on May 11 vs. Salem and struggled over 3 1/3 innings (7 ER, 9 H, 2 HR). Held 7.79 ERA (17 1/3 IP) in 4 appearances (3 starts) during May. Bounced back with stellar June (1.80 ERA, 20 IP) over 5 appearances (4 starts). Began month with 6 innings of 1-run ball (4 H) on June 5 vs. Myrtle Beach. Held 3.04 ERA (23 2/3 IP) during July and 5.64 ERA (22 1/3 IP) in August. Threw 6 scoreless frames (4 H) on August 30 vs. Myrtle Beach. Excelled on the road with Buies Creek, recording 2.05 ERA (30 2/3 IP) as compared to 6.24 ERA (53 1/3 IP) at home.


2016 – Made professional debut on June 20 at Brooklyn, going 1 2/3 IP while allowing a run. Went 2 2/3 scoreless innings on June 24 vs. Vermont. Placed on disabled list July 2 and missed remainder of campaign.

Career Notes: Averaging 9.9 strikeouts per-9 innings.

College Notes: Recorded a 3.14 ERA in 53 appearances (48 starts) in 3-year career at Michigan. Had 290 strikeouts in 258 1/3 innings pitched. All-Big Ten 2nd team selection in junior season. Struck out 100 batters in 2016, which ranks 5th all-time at Michigan for a single season. Ranks 5th all-time among Wolverine pitchers with a career 256 strikeouts. Led Bay City Western High School to first state championship in 2013, going 12-0 with 0.54 ERA in senior season.

YEAR	CLUB	W-L	ERA	G	GS	CG	SO	SV	IP	H	R	ER	BB	K
2016	Tri-City (A)	0-0	6.23	3	3	0	0	0	4.1	3	3	3	2	6
2017	Quad Cities (A)	1-0	1.14	5	4	0	0	0	23.2	15	4	3	7	37
	Buies Creek (A)	4-4	4.71	20	14	0	0	1	84.0	78	48	44	32	80
	Career Totals	5-4	4.02	28	21	0	0	1	112.0	96	55	50	41	123





JORGE ALCALA RHP

BORN July 28, 1995 in Bajos de Haina, DR

OPENING DAY AGE 22

HEIGHT 6'3

WEIGHT 197

BATS Right

THROWS Right

HOMETOWN Haina, DR

ACQUIRED Signed as non-drafted free agent in December 2014

Career Highlights: 2018 – Entered season ranked as No. 7 prospect in Houston's system, according to MLB.com. "Best Fastball" among Astros minor league pitchers, according to *Baseball America's* Best Tools survey.


2017 – Went 7-6 with a 3.05 ERA in 109 1/3 innings between Quad Cities and Buies Creek. Held opposing hitters to a combined .188 batting average against, with left-handed hitters batting .161 (149 AB) and righties batting .205 (229 AB). Recorded 3rd best ERA in Astros system and ranked 2nd in WHIP (1.06). In 3 starts to open season with Quad Cities, allowed 4 earned runs (15 2/3 IP, 8 H, 16 K). Finished Midwest League tenure on May 12 at Dayton, tossing 6 2/3 innings (1 ER, 2 H, 7 K). Made Buies Creek debut on May 19 at Down East (6 IP, 1 ER, 3 H, 6 K, 3 BB). Best month came in July, going 2-0 with a 1.85 ERA in 5 games (4 starts): 24 1/3 IP, 5 ER, 11 H, 21 K, 6 BB. Struggled in August, going 0-3 with a 7.13 ERA (17 2/3 IP, 23 H, 12 K, 8 BB). Finished campaign on September 2 vs. Down East, hurling a career-high 7 scoreless innings (2 H, 4 K). Had 8th-lowest ERA in Carolina League from time of promotion through end of season.

2016 – Went 3-3 with a 2.41 ERA in 56 innings between GCL Astros, Tri-City, and Greenville. Made stateside debut and started campaign with 3 scoreless GCL outings (13 IP, 8 H, 21 K). Made Greenville debut on July 24 vs. Bristol, tossing a scoreless inning. Had a pair of starts with 5 scoreless innings (August 8 at Pulaski, August 19 at Danville). Struggled with Tri-City, allowing a .345 batting average against.

Career Notes: Holds a career 1.14 WHIP and .205 batting average against.

YEAR	CLUB	W-L	ERA	G	GS	CG	SO	SV	IP	H	R	ER	BB	K
2015	DSL Astros (R)	2-0	3.06	12	2	0	0	1	32.1	27	14	11	19	20
2016	GCL Astros (R)	1-1	1.21	6	3	0	0	1	22.1	14	3	3	6	35
	Greenville (R)	2-1	1.80	6	4	0	0	0	20.0	12	5	4	8	20
	Tri-City (A)	0-1	5.27	3	3	0	0	0	13.2	20	15	8	4	15
2017	Quad Cities (A)	2-0	2.03	6	4	0	0	0	31.0	16	7	7	12	35
	Buies Creek (A)	5-6	3.45	16	14	1	1	0	78.1	55	33	30	33	60
Career Totals		12-9	2.87	49	30	1	1	2	197.2	144	77	63	82	185





YORDAN ALVAREZ 1B/OF

BORN June 27, 1997 in Las Tunas, Cuba

OPENING DAY AGE 20

HEIGHT 6'5

WEIGHT 226

BATS Left

THROWS Left

HOMETOWN Las Tunas, Cuba

ACQUIRED Via trade from Los Angeles (NL) in exchange for RHP Josh Fields on August 1, 2016

Career Highlights: 2018 – Entered season ranked as Astros 4th-best prospect, according to MLB.com. Named “Best Power Hitter” and “Best Athlete” in Astros system, according to *Baseball America*.


2017 – Started year in extended spring training. Hit .304 with 12 home runs and 69 RBI in 90 games between Quad Cities and Buies Creek. Ranked 4th among Astros farmhands in batting average. Held a 1.125 OPS with Quad Cities. Named a Midwest League Midseason All-Star. Played in SiriusXM Futures Game, going 1-1 with an RBI. Hit .360 with runners in scoring position (100 AB). During time in Midwest League from May 15-June 18, led circuit in homers and RBI. Hit .377 in May (53 AB, 2 HR, 9 RBI) and .345 in June (58 AB, 7 HR, 24 RBI). Had stretch of 5 consecutive multi-hit games from June 2-7, going 10-for-18 with 3 home runs. Lone multi-homer game came on June 7 at Wisconsin in consecutive at-bats during the 3rd and 5th innings. Made Buies Creek debut on June 23 at Winston-Salem, belting a solo homer in a 3-0 win. From time of promotion to Carolina League, ranked 6th among circuit leaders in RBI during span until end of season. With Buies Creek, hit .364 vs. left-handed pitching (66 AB, 1 HR, 12 RBI) and .241 against right-handers (158 AB, 2 HR, 24 RBI). August was finest month in Carolina League, hitting .303 (109 AB) with 2 home runs and 20 RBI. In total, played 41 games in left field and 22 games at first base. Did not commit error at first base and committed just 1 error in outfield.

2016 – Made DSL Astros debut on August 4. Collected 3 multi-hit games.

Career Notes: Originally signed by Dodgers as a non-drafted free agent on June 15, 2016.

YEAR	CLUB	AVG	G	AB	R	H	2B	3B	HR	RBI	BB	K	SB
2016	DSL Astros (R)	.341	16	44	7	15	2	1	1	4	12	7	2
2017	Quad Cities (A)	.360	32	111	26	40	6	0	9	33	23	36	2
	Buies Creek (A)	.277	58	224	19	62	11	3	3	36	19	41	6
	Career Totals	.309	106	379	52	117	19	4	13	73	54	84	10





BRANDON BAILEY RHP

BORN October 19, 1994 in Westminster, CO

OPENING DAY AGE 23

HEIGHT 5'10

WEIGHT 175

BATS Right

THROWS Right

HOMETOWN Westminster, CO

COLLEGE Gonzaga

ACQUIRED Via trade with Oakland for OF Ramon Laureano on Nov. 20, 2017

Career Highlights: 2018 – Entered season as No. 30 prospect in Houston’s system, according to MLB.com.

2017 – Went 3-2 with a 3.26 ERA in 24 games (17 starts) with Beloit and Stockton. Registered 120 strikeouts, which ranked in the top-10 among Oakland minor leaguers. Averaged 11.9 strikeouts per-9 innings. Held left-handed hitters to a .149 BAA (141 AB) and righties to a .249 BAA (189 AB). Held opposing hitters to .199 BAA in Midwest League. In first 11 outings (7 starts) with Beloit, recorded 3 or 4 innings pitched. Had terrific May, throwing 18 innings with a 0.50 ERA. Had 3 consecutive 5-inning outings from June 8-18, allowing 6 runs and striking out 17 batters. Made Stockton debut on July 2 at Visalia, allowing 4 earned runs and 6 hits over 4 1/3 innings. In first 5 California League assignments (2 starts), held 6.05 ERA (19 1/3 IP, 20 H). Went 5 scoreless innings (6 K) on July 17 at Rancho Cucamonga. Bounced back in August by allowing 3 earned runs (8 H) over 4 starts (14 2/3 IP). Finished campaign with 5 scoreless innings on August 31 vs. Visalia (1 H, 7 K).

2016 – Went 3-1 with a 2.93 ERA in 12 games (7 starts). Struck out 46 batters and allowed 10 walks over 43 innings pitched. Made Vermont debut with start on July 14 vs. Williamsport, allowing a run over 1 2/3 innings. Held 2.01 ERA over 5 games (2 starts) in August (22 1/3 IP, 13 H, 25 K, 6 BB). Tossed 5 innings on 4 occasions.

Career Notes: Averages 11.1 strikeouts per-9 innings.

College Notes: Earned 1st Team All-WCC honors in junior season, going 10-3 with a 2.42 ERA and 125 strikeouts, the 3rd-highest single-season strikeout total in program history. Earned win at NCAA Regionals against Arizona State on June 3, 2016.

YEAR	CLUB	W-L	ERA	G	GS	CG	SO	SV	IP	H	R	ER	BB	K
2016	AZL Athletics (R)	0-0	1.80	2	2	0	0	0	5.0	7	1	1	1	4
	Vermont (R)	3-1	3.08	10	5	0	0	0	38.0	26	14	13	9	42
2017	Beloit (A)	1-1	2.68	15	11	0	0	0	57.0	40	17	17	21	73
	Stockton (A)	2-1	4.24	9	6	0	0	1	34.0	28	16	16	10	47
Career Totals		6-3	3.16	36	24	0	0	1	134.0	101	48	47	41	166





CARMEN BENEDETTI OF

BORN October 29, 1994 in Ann Arbor, MI

OPENING DAY AGE 23

HEIGHT 6'2

WEIGHT 203

BATS Left

THROWS Left

HOMETOWN Grosse Pointe Farms, MI

COLLEGE Michigan

ACQUIRED Selected in the 12th round of the June 2016 draft

Career Highlights: 2017 – Hit .316 with 5 home runs, 41 RBIs. Led all Astros minor leaguers with a .421 on-base percentage in 92 games between Quad Cities and Buies Creek, which was also 3rd in all of minor league baseball. Ranked 5th in walks (60) among Houston farmhands and 3rd in batting average (.316). Hit .343 (70 AB) against left-handed pitchers and .308 (253 AB) against righties. Excelled with runners in scoring position, batting .376 in 77 at-bats between both levels. Posted a .446 on-base percentage with Quad Cities. Started campaign with 7-for-32 stretch over 10 games. Batted .291 in May (55 AB) with 13 runs scored. Recorded a hit in 9 of 12 contests from May 13-May 30, batting .368 in 38 at-bats during that span. Had career-high 5 hits on July 3 at Burlington. Went 4-for-5 with 4 RBIs and 2 runs scored on July 6 vs. Kane County. In final 16 Midwest league games, batted .387 (62 AB) with 13 runs scored, 1 home run, and 5 RBIs. Made Buies Creek debut on August 3 vs. Carolina. Had back-to-back games with 2 hits on August 6 at Carolina and August 8 at Salem. Belted lone Carolina League home run with a solo blast on August 11 vs. Down East. Went 3-for-5 with 2 RBIs on August 16 at Lynchburg. Finished campaign with a hit in 5 of final 6 contests.


2016 – Started pro career with 11-game hit streak from June 17-June 29, batting .409 during the span. Belted 1st pro home run on June 27 at Lowell. Went 3-for-4 with 3 runs scored on July 15 vs. Connecticut. Also had 3-hit games on July 24 vs. Vermont and August 28 vs. Lowell. Batted .311 (119 AB) against right-handed pitchers and .304 (46 AB) against lefties. Hit .313 (48 AB) with runners in scoring position.

Career Notes: Holds a career .403 on-base percentage. Has starts in right field (81), left field (22), and 1st base (1). Recorded a .986 fielding percentage with 3 errors committed in 2 minor league seasons.

College Notes: 2-way player at Michigan. Batted .344 (13 HR, 175 RBI, .433 OBP) in 3 seasons while also holding a 2.05 ERA in 52 appearances (7 saves). All-Big Ten 2nd-Team honors as a junior in 2016. Earned 1st-Team All-Big Ten honors in 2015. Member of Big Ten All-Freshman team in 2014.

YEAR	CLUB	AVG	G	AB	R	H	2B	3B	HR	RBI	BB	K	SB
2016	Tri-City (A)	.309	41	165	22	51	6	0	1	19	15	39	0
2017	Quad Cities (A)	.332	69	241	49	80	20	0	4	32	51	47	1
	Buies Creek (A)	.268	23	82	9	22	7	1	1	9	9	21	1
	Career Totals	.314	133	488	80	153	33	1	6	60	75	107	2





RYNE BIRK IF

BORN November 11, 1994 in Parkersburg, WV

OPENING DAY AGE 23

HEIGHT 5'9

WEIGHT 191

BATS Left

THROWS Left

HOMETOWN Katy, TX

COLLEGE Texas A&M

ACQUIRED Selected in the 13th round of the June 2016 draft

Career Highlights: 2017 – Hit .266 with 15 home runs, 71 RBIs, 17 doubles, 5 triples, 60 runs, and 6 stolen bases between Buies Creek and Corpus Christi. Started 105 games at second base (.968 fielding percentage), committing 12 errors in 380 total chances. Started 7 games at third base, committing 0 errors in 18 total chances. Maintained a 14-game hit streak from June 28 to July 13 with Buies Creek (.383 AVG, .415 OBP), the 4th-longest hitting streak in the circuit during 2017. Batted .351 in 23 2nd-half contests in Carolina League. Promoted to Corpus Christi on July 19, picking up a hit and run scored in his debut at Frisco. Belted his 1st homer at AA on July 25 vs. San Antonio. Batted .292 with 6 home runs and 19 RBIs in 22 games during August, including his 1st pro grand slam on August 18 at Springfield.


2016 – Hit .293 with 4 home runs, 31 RBIs, 30 runs, and 5 stolen bases between Tri-City and Quad Cities. Began pro career with a 3-game hit streak (5-10, RBI) from June 23-25. Hit first pro home run on July 3 at Hudson Valley. Had a particularly hot stretch from July 3-11, putting together a 7-game hit streak (14-27, 2 HR, 9 RBI). Made debut with Quad Cities on August 3, going 1-4 with an RBI at Peoria. Went 3-6 with a career-high 5 RBIs on August 5 at Peoria. Recorded a hit in 5 of 7 Midwest League games.

Career Notes: Has a .973 fielding percentage and just 14 errors in 146 games started at second base.

College Notes: Hit .296 with 123 runs, 30 doubles, 8 triples, 19 home runs, 98 RBI, and 15 stolen bases over 3 seasons with Texas A&M. Earned 1st-team All-SEC honors as a junior in 2016. Before time as an Aggie, was a 4-time All-Greater Houston honoree at Seven Lakes High School.

YEAR	CLUB	AVG	G	AB	R	H	2B	3B	HR	RBI	BB	K	SB
2016	Tri-City (A)	.287	36	136	26	39	9	0	4	23	20	12	5
	Quad Cities (A)	.323	7	31	4	10	4	1	0	8	1	4	0
2017	Buies Creek (A)	.274	81	314	47	86	15	5	8	47	29	62	5
	Corpus Christi (AA)	.246	37	126	13	31	2	0	7	24	7	22	1
Career Totals		.273	161	607	90	166	30	6	19	102	57	100	11





AKEEM BOSTICK RHP

BORN May 4, 1995 in Florence, SC

OPENING DAY AGE 22

HEIGHT 6'6

WEIGHT 215

BATS Right

THROWS Right

HOMETOWN Florence, SC

ACQUIRED Via trade from Texas for C Carlos Corporan on January 21, 2015

Career Highlights: 2017 – Went 8-7 in 22 games (16 starts) between Buies Creek and Corpus Christi. Recorded 74 strikeouts and 26 walks in 99 2/3 total innings. Fared better against left-handed hitters (.236 BA, 144 AB) than against right-handed hitters (.298 BA, 245 AB). Earned Buies Creek's Opening Day start on April 6 vs. Winston-Salem, allowing just 2 hits over 5 scoreless innings. Began campaign with a trio of scoreless outings (14 2/3 IP, 5 H). Made AA debut with Corpus Christi on April 29 vs. Frisco, tossing 5 innings and allowing just a pair of solo homers. Threw 6 scoreless innings on May 21 at Frisco, allowing just 3 hits. Put together a string of 5 solid appearances (3 starts) from June 16-July 12, tossing 22 1/3 innings while striking out 15 batters and allowing just 5 walks. Posted a 3.68 ERA (29 1/3 innings) before the Texas League All-Star break as compared to a 5.12 ERA (51 IP) after the break. Allowed 6 runs twice in second half of season on July 24 vs. San Antonio (4 1/3 IP) and August 20 at Springfield (2 1/3 IP). Dominated in Corpus Christi's regular season finale with potential playoff implications on September 4 vs. San Antonio, twirling a season-high 7 2/3 scoreless innings with a season-high 7 strikeouts in a 2-0 victory.


2016 – Earned Lancaster's Opening Day start at San Jose, spreading 1 run and 6 hits over 3 innings. Made 2 more appearances before being sidelined due to a groin injury. Returned to the JetHawks in late-June after making a pair of rehab appearances with Tri-City of the New York-Penn League. Permitted 1 hit while striking out 6 over a season-best 7 innings for the July 10 victory at Inland Empire. Surrendered just 3 earned runs over the next 3 assignments, covering 16 frames. Wrapped up this run by fanning a season-high 8 batters in 4 innings July 30 at Bakersfield. Beat Inland Empire September 2, allowing 1 unearned in 6 innings. Marked final regular-season appearance. Was the winning pitcher in the decisive Game 3 of the California League Mini-Series, scattering 4 runs and 7 hits over 6 2/3 innings. The JetHawks went on to drub Rancho Cucamonga, 21-6. Tabbed by MLB.com as Houston's No. 24 prospect entering the season.

2015 – Went 9-5 with a 4.15 ERA in 21 games (18 starts) between Quad Cities and Lancaster. Logged 1 complete game and 1 save while striking out 81 against 21 walks in 106 1/3 innings. Started the season in extended spring training. Joined Quad Cities on May 8 and hurled 5 shutout innings for the win vs. Wisconsin in debut as an Astros farmhand. Held the Midwest League to 1 earned run in 5 of next 6 appearances, closing out his Quad Cities tenure. Named the River Bandits' Pitcher of the Month for May. Went the distance June 15 vs. Great Lakes, fanning 7 while permitting 5 hits and 3 runs (1 ER). Promoted to the California League at the end of June. Was 1-2 in first 4 Lancaster appearances (3 GS) despite a 1.74 ERA and .222 opponent batting average. Rocked for 8 runs and 9 hits (1 HR) in 4 innings July 21 at San Jose. This began a 7-start stretch in which he posted a 10.92 ERA. Rebounded by winning his final 2 regular season starts, yielding 1 run each time out. Lost the decisive Game 3 of the Cal League Mini-Series vs. High Desert, allowing 5 runs (4 ER) on 3 hits and 2 walks while recording 1 out.

Career Notes: Originally selected by the Rangers in the 2nd round of the June 2013 draft out of West Florence High School in Florence, SC. Had committed to Georgia Southern University to play baseball and football (wide receiver). Was a 3-sport student athlete at West Florence, and went 10-0 with a 0.62 ERA and 96 strikeouts in 59 innings as a senior. His cousin, Brandon Bostick, is an NFL tight end.

YEAR	CLUB	W-L	ERA	G	GS	CG	SO	SV	IP	H	R	ER	BB	K
2013	AZL Rangers (R)	4-1	2.83	14	6	0	0	1	41.1	42	16	13	12	33
2014	Hickory (A)	5-6	5.17	21	20	0	0	0	92.1	98	59	53	28	64
2015	Quad Cities (A)	3-1	1.50	8	6	1	0	1	42.0	29	10	7	3	33
	Lancaster (A)	6-4	5.88	13	12	0	0	0	64.1	77	50	42	18	48
2016	Tri-City (A)	1-1	3.27	2	2	0	0	0	11.0	10	4	4	0	7
	Lancaster (A)	5-3	4.98	14	13	0	0	0	68.2	79	45	38	42	48
2017	Buies Creek (A)	2-1	1.86	4	3	0	0	0	19.1	10	4	4	6	16
	Corpus Christi (AA)	6-6	4.59	18	13	0	0	0	80.1	97	42	41	20	58
Career Totals		32-23	4.34	94	75	1	0	2	419.1	442	230	202	129	307





MATT BOWER LHP

BORN June 6, 1994 in Federal Way, WA

OPENING DAY AGE 23

HEIGHT 6'5

WEIGHT 202

BATS Right

THROWS Left

HOMETOWN Federal Way, WA

COLLEGE Washington State

ACQUIRED Selected in 23rd round of the June 2015 draft

Career Highlights: 2017 – Fared better in 7 relief appearances (25 2/3 IP, 3.51 ERA) than in 15 starts (69 IP, 6.00 ERA). Allowed most home runs on Buies Creek staff. Began campaign with start on April 8 vs. Winston-Salem, allowing 4 earned runs (2 HR, 2 BB) in 3 1/3 innings. Tossed season-high 6 scoreless innings and struck out 5 batters on April 27 at Winston-Salem, earning complete game shutout due to rain. Named Carolina League Pitcher of the Week on April 30. Struggled in May, posting 7.66 ERA in 22 1/3 innings (33 H, 6 HR, 15 K, 5 BB, .351 BAA). Allowed season-high 8 earned runs (3 HR) in 4 2/3 innings on May 26 at Frederick. Bounced back with solid June (3.60 ERA, 10 IP). Roughed up on July 7 at Down East, allowing 7 earned runs (3 HR) in 4 innings. Had good stretch from July 31-August 19, making 4 appearances (2 starts) while allowing just 3 earned runs in 19 innings (13 H, 23 K, 0 BB). Finished season by allowing 5 earned runs (8 H, 3 BB, 5 K) in 4 innings during start on August 25 at Winston-Salem.

2016 – Ranked 2nd in Astros system with 136 strikeouts between Quad Cities and Lancaster. Led system with 11.1 strikeouts per-9 innings. Combined for 6-5 record with a 5.30 ERA in 24 outings (20 starts), tossing 110 1/3 innings. Began campaign at Lancaster with 4 2/3 innings (2 ER, 8 H) on April 8 at San Jose. Sent to Quad Cities, making Midwest League debut on April 10 vs. Cedar Rapids (5 1/3 IP, 1 ER, 4 K). In first 5 outings with Quad Cities, allowed just 5 earned runs in 19 2/3 innings. Returned to Lancaster on May 14 vs. Lake Elsinore, hurling 5 scoreless frames while striking out 10 batters. Named California League Pitcher of the Week for May 9-15. Struggled in final 5 appearances with Lancaster from May 20-June 17, giving up 27 earned runs over 18 2/3 innings (37 H, 11 BB). Returned to Quad Cities in late June and bounced back, posting 3.58 ERA in July (27 2/3 IP, 39 K, 7 BB). Struck out career-high 11 batters twice during month: July 1 at Kane County (6 IP, 2 ER) and July 21 vs. Dayton (6 IP, 4 ER). Held 6.04 ERA in August (25 1/3 IP, 29 H, 29 K, 13 BB).


2015 – Went 4-1 with 3.08 ERA between Greenville and Tri-City. Made pro debut on July 22 vs. Bluefield, tossing a scoreless inning in relief. Promoted to Tri-City in late August. Went 4 innings and allowed 1 earned run on August 31 vs. Brooklyn. Finished campaign with 3 1/3 innings of two-run ball on September 5 vs. Connecticut.

Career Notes: Averaging 9.7 strikeouts per-9 innings and 3.61 strikeouts-per-walk.

College Notes: Set Washington State single-season record with 31 appearances during sophomore season in 2014, all in relief.

YEAR	CLUB	W-L	ERA	G	GS	CG	SO	SV	IP	H	R	ER	BB	K
2015	Greenville (R)	2-1	2.84	7	2	0	0	1	19.0	18	9	6	0	24
	Tri-City (R)	2-0	3.68	2	0	0	0	0	7.1	10	3	3	0	5
2016	Lancaster (A)	2-3	9.32	7	5	0	0	0	28.0	46	38	29	14	33
	Quad Cities (A)	4-2	3.94	17	15	0	0	0	82.1	81	41	36	30	103
2017	Buies Creek (A)	5-6	5.32	22	15	1	1	1	94.2	109	58	56	25	84
Career Totals		15-12	5.06	55	37	1	1	2	231.1	264	149	130	69	249





RANDY CESAR IF

BORN January 11, 1995 in Santo Domingo, DR

OPENING DAY AGE 23

HEIGHT 6'1

WEIGHT 229

BATS Right

THROWS Right

HOMETOWN Santo Domingo, DR

ACQUIRED Signed as a non-drafted free agent on July 15, 2011


Career Highlights: 2017 – Hit .297 with 7 home runs, 57 RBIs, and 23 doubles in a career-high 110 games between Quad Cities and Buies Creek. Batted .308 (65 AB) in April with 3 home runs and 13 RBIs to begin campaign. Had 7-game hit streak from May 4-May 10, collecting 10 RBIs during the stretch. Debuted with Buies Creek on May 15 at Myrtle Beach, going 2-for-4. From time of Carolina League promotion through end of season, had 5th-best batting average in circuit. Excelled against left-handed pitching with Buies Creek (.385 BA, 91 AB). Batted .258 (217 AB) against right-handers. Had 3 hits on June 4 vs. Myrtle Beach and 3 hits on June 9 at Wilmington. Belted 1st Carolina League home run with solo shot on June 14 at Potomac. Batted .305 in 59 games post All-Star break. Hit .303 (76 AB) in July. Hit .340 (100 AB) with 2 home runs and 19 RBIs in August. Went 3-for-4 with 3 runs scored on August 6 at Carolina. Put together 6-game hit streak from August 12-August 17, went 11-for-25 with 8 RBIs. Ended campaign with another 6-game hit streak from August 30-September 4, going 9-for-23 with 4 RBIs. Hit .361 (72 AB) with runners in scoring position in time with Buies Creek, including 7-for-12 with the bases loaded.

2016 – Made 1st appearance at a full-season affiliate in his 5th pro season. Hit .283 with 4 home runs and 29 RBIs between Tri-City and Quad Cities. Led New York-Penn League in batting average at time of promotion to Quad Cities. Had a .452 on-base percentage with Tri-City. Had 8-game hit streak from June 29-July 6 and another 8-game hit streak from July 11-July 18. Named NYPL Player of the Week on July 20. Made Quad Cities debut on July 21 vs. Dayton, going 3-for-5 with 3 runs scored. Had 7-game hit streak to start Midwest League tenure. Struggled in August, batting .165 (97 AB). Finished season with 3 hits and an RBI on September 5 at Burlington.

Career Notes: Has a career strikeout rate of 25%. Has played mostly at 3rd base (346 games) and also at 1st base (23 games). Holds a career fielding percentage of .907 at 3rd base.

YEAR	CLUB	AVG	G	AB	R	H	2B	3B	HR	RBI	BB	K	SB
2012	DSL Astros (R)	.213	59	202	17	43	6	0	1	16	23	37	2
2013	DSL Astros (R)	.235	63	221	29	52	9	1	1	19	29	47	2
2014	GCL Astros (R)	.272	49	184	19	50	11	0	2	12	9	42	0
	Greeneville (R)	.300	3	10	4	3	1	0	1	3	1	1	0
2015	Greeneville (R)	.236	51	182	22	43	8	0	4	30	23	49	0
2016	Tri-City (A)	.389	30	108	21	42	7	1	1	15	14	30	0
	Quad Cities (A)	.205	36	146	14	30	2	1	3	14	6	47	0
2017	Quad Cities (A)	.302	27	106	16	32	8	0	3	22	11	29	0
	Buies Creek (A)	.295	83	308	35	91	15	0	4	35	22	79	4
Career Total		.263	401	1467	177	386	67	3	20	166	138	361	8





RONNIE DAWSON OF

BORN May 19, 1995 in Grove City, OH

OPENING DAY AGE 22

HEIGHT 6'2

WEIGHT 220

BATS Left

THROWS Right

HOMETOWN Pembroke Pines, FL

COLLEGE Ohio State

ACQUIRED Selected in the 2nd round of the June 2016 draft

Career Highlights: 2018 – Enters the season as No. 15 prospect in the Astros system, according to MLB.com.

2017 – Ranked 3rd in the Astros system with hits (136), and slotted 4th in runs scored (88). Hit .278 with 14 home runs, 67 RBIs, and 18 stolen bases between Quad Cities and Buies Creek. Had 62% stolen base rate. Tied for 2nd on Quad Cities in home runs and ranked 2nd in stolen bases. Hit .299 (371 AB) against right-handed pitchers and .211 against lefties (118 AB). Hit just .213 in 46 games (178 AB) to begin season with Quad Cities. Batted .217 (230 AB) in season's 1st half. Warmed up in June (.264 BA, 87 AB, 4 HR, 10 RBI). Had sensational July, hitting .373 (102 AB) with 5 home runs, 16 RBIs, and .448 on-base percentage. Held 9-game hit streak from July 6-15, going 16-for-36 during span. Hit 2 home runs on July 7 vs. Clinton. Hit 2 home runs and recorded season-high 5 RBI on July 19 vs. Lansing. Put together career-high 15-game hit streak from July 21-August 6, batting .483 (58 AB) with a home run and 16 RBI. Made Buies Creek debut on August 22 vs. Lynchburg, collecting 2 hits. Had 7-game hit streak from August 24-31, going 10-for-31 with 4 RBIs. Played 37 games in right field, 75 games in left field, and 1 game in centerfield. Committed just 3 errors and held a .984 fielding percentage.

2016 – Fared better against right-handed pitchers (.236 BA, 178 AB) than left-handed pitchers (.197 BA, 66 AB). Went 12-for-18 in stolen-base attempts. Hit 1st pro home run on June 21 at Brooklyn. Belted 2 home runs and 5 RBIs on July 17 vs. Batavia. Had career-high 4 hits with 2 RBIs on August 24 at Auburn.


Career Notes: Has been successful in 64% (30-for-47) of his steal attempts. Has committed just 7 total errors and holds a .976 fielding percentage in time at all 3 outfield spots.

College Notes: 1st-Team All-Big Ten in 2016 and was named Big Ten Tournament Most Outstanding Player.

Personal Notes: Played baseball, basketball, and football at Licking Heights High School in Pataskala, OH.

YEAR	CLUB	AVG	G	AB	R	H	2B	3B	HR	RBI	BB	K	SB
2016	Tri-City (A)	.225	70	244	41	55	13	1	7	36	41	66	12
2017	Quad Cities (A)	.272	116	438	81	119	23	4	14	62	55	101	17
	Buies Creek (A)	.327	13	52	7	17	3	1	0	5	4	9	1
	Career Totals	.260	199	734	129	191	39	6	21	103	100	176	30





ALEX DE GOTI IF

BORN August 19, 1994 in Miami, FL

OPENING DAY AGE 23

HEIGHT 6'0

WEIGHT 192

BATS Right

THROWS Right

HOMETOWN Miami, FL

COLLEGE Barry

ACQUIRED Selected in the 15th round of the June 2016 draft

Career Highlights: 2017 – Hit .236 with 8 home runs, 32 RBIs, 18 doubles, 51 runs scored, and a .341 on-base percentage between Quad Cities, Buies Creek, and Fresno. Versatile infielder started games at 2nd base (49), shortstop (39), and 3rd base (12). Started campaign with Quad Cities by hitting .293 (75 AB) in April with 2 home runs, 4 RBIs, and 15 runs scored. Went 4-for-4 with 2 home runs on April 17 at Burlington. Cooled down in May, batting .205 (44 AB) in 13 games. Placed on disabled list on May 12 and activated on May 26. Promoted to Buies Creek on May 31, going 2-for-3 with an RBI and 3 runs scored vs. Carolina. Struggled to begin Carolina League tenure, batting .147 (68 AB) during June. Belted 1st home run at Buies Creek with a solo shot on June 27 vs. Carolina. Fared better after the All-Star break, batting .238 (193 AB) with 5 home runs and 20 RBIs. Best month with Buies Creek came in August, batting .277 (65 AB) with 4 home runs and 7 RBIs. Hit 2 home runs with 4 RBIs on August 4 vs. Carolina.

2016 – Started 1st pro season with a 4-game hit streak. Made 17 starts at 2nd base and 45 starts at shortstop. Had a pair of consecutive 2-hit games on July 8 and July 9 at West Virginia. 1st pro home run came in dramatic moment on August 5 at Aberdeen, belting a go-ahead 3-run blast in the 9th inning to propel Tri-City to a 5-4 win. Only other home run of season came on August 27 vs. Lowell. Finished campaign on high note, going 6-for-12 in final 3 contests.

College Notes: Played 3 seasons (73 games) at Long Beach State before going to Barry, a Division II program in South Florida. Hit .404 in senior season and earned D-II All-American honors.

YEAR	CLUB	AVG	G	AB	R	H	2B	3B	HR	RBI	BB	K	SB
2016	Tri-City (A)	.228	63	219	36	50	10	3	2	21	25	54	9
2017	Quad Cities (A)	.261	34	119	22	31	4	1	3	8	24	29	4
	Buies Creek (A)	.227	70	238	29	54	13	0	5	24	28	65	3
	Fresno (AAA)	.182	5	11	0	2	1	0	0	0	1	6	0
Career Totals		.233	172	587	87	137	28	4	10	53	78	154	16





BROCK DYKXHOORN RHP

BORN July 2, 1994 in Goderich, Ontario, CAN

OPENING DAY AGE 23

HEIGHT 6'8

WEIGHT 250

BATS Right

THROWS Right

HOMETOWN Delhi, Ontario, CAN

COLLEGE Central Arizona College

ACQUIRED Selected in the 6th round of the June 2014 draft



Career Highlights: 2017 – Led Corpus Christi in innings pitched and strikeouts. Fared far better in 23 1/3 innings as a reliever (9 G, 1.93 ERA) than in 16 starts (76 IP, 5.45 ERA). Also was better at home, going 3-1 with a 2.50 ERA in 11 appearances (8 starts) at Whataburger Field and 0-4 with a 7.15 ERA in 14 appearances (8 starts) on the road. After going 1-4 with a 5.47 ERA (49 1/3 IP) in the 1st half, rebounded in the 2nd half by going 2-1 with a 3.78 ERA (50 IP). Surrendered 9 homers for a rate of .81 per 9 innings. Completed 4 innings and allowed 2 runs in Double-A debut on April 10 at Northwest Arkansas while retiring 9 of the final 10 batters faced. Logged an 8.20 ERA in first 5 games (4 starts). Struck out 7 over 3 1/3 shutout innings for a win on June 8 vs. Frisco. Threw 6 2/3 innings and allowed just 2 runs on 3 hits on June 24 vs. Frisco. Tossed a season-high 7 innings for a victory on July 7 vs. Northwest Arkansas, fanning a season-high 8 batters. Dazzled out of the bullpen on July 25 vs. San Antonio, retiring 15 of 16 batters faced over 5 shutout frames. Followed that performance with a rough outing on July 31 at San Antonio, giving up a season-high 10 runs and 11 hits (3 HR) in 3 2/3 innings. Finished the season with 4 consecutive relief outings from August 18-September 1, throwing a combined 6.2 innings (3 ER, 7 H). Finished season by picking up lone save with 3 scoreless innings of relief on September 1 at Frisco.


2016 – Tied for 3rd among Astros farmhands in wins. Also, tied for 4th in the system in starts and slotted 5th in innings pitched. Owned the best winning percentage (.714) among California League Pitchers. Tied for 4th in the circuit in victories, and averaged 2.40 walks per 9 innings, which ranked 5th among CL starters. Surrendered 21 home runs, the 3rd-highest total in the league. Tabbed Lancaster Pitcher of the Month for April, going 1-0 with a 2.29 ERA in 4 assignments (3 starts). Struck out 15 and walked 3 in 19 2/3 frames, holding the loop to a .276 average and 1 home run. Hurlled a career-high 8 innings while allowing 2 runs in a June 29 triumph at High Desert. Earned Cal League Pitcher of the Week honors after striking out a season-high 8 batters over 7 shutout innings August 31 vs. Rancho Cucamonga, his final regular-season appearance. Struggled at Lancaster's hitter-friendly ballpark, yielding a 5.85 ERA and 17 home runs in 15 games. Featured a 3.72 ERA and permitted 4 home runs in 9 road assignments. Left-handed batters posted a .326-12-43 line while righties batted .255 with 9 dingers and 33 RBIs. Went 0-1 with a 6.00 ERA and .314 opponent batting average (4 HR) in 2 playoff starts.

2015 – Led Quad Cities in wins and strikeouts, and tied for 1st in starts. Also, slotted 2nd on the team in innings pitched. Excelled in April, going 2-1 with a 1.93 ERA and .206 opponent batting average in 4 games (3 GS). Matched career-high by striking out 10 batters in a 6-inning triumph June 12 opposite Lansing. Hurlled 7 scoreless frames to beat Peoria July 2. Did not allow a run in back-to-back starts July 26 and August 2, going 5 innings each time out. In the latter performance, struck out 8 of the 17 Wisconsin hitters he faced. Made only 3 appearances (2 GS) in July, but boasted a 1.84 ERA and .189 batting average against. In 10 2nd-half assignments (54 1/3 IP), struck out 38 while issuing only 8 walks. Featured a 2.92 ERA at home compared to a 5.13 mark on the road. Received a no-decision in Game 2 of the Midwest League Quarterfinals. Held Cedar Rapids to 1 unearned run on 4 hits and 2 walks while striking out 6 in 6 2/3 frames.

Career Notes: Has surrendered 40 home runs for a rate of 0.99 per 9 innings. Averaged 3.40 strikeouts per walk. Selected in the 20th round of the June 2012 draft out of St. Anne's Secondary School in Clinton, Ontario.

YEAR	CLUB	W-L	ERA	G	GS	CG	SO	SV	IP	H	R	ER	BB	K
2014	Greenville (R)	3-3	4.31	12	4	0	0	0	31.1	30	17	15	8	36
2015	Quad Cities (A)	8-5	3.88	22	18	0	0	0	109.0	100	52	47	26	94
2016	Lancaster (A)	10-4	5.02	24	21	0	0	0	123.2	142	81	69	31	91
2017	Corpus Christi (AA)	3-5	4.62	25	16	0	0	1	99.1	109	54	51	40	84
	Career Totals	24-17	4.51	83	59	0	0	1	363.1	381	204	182	105	305





DREW FERGUSON OF

BORN August 3, 1992 in Knoxville, TN

OPENING DAY AGE 25

HEIGHT 5'11

WEIGHT 185

BATS Right

THROWS Right

HOMETOWN Knoxville, TN

COLLEGE Belmont University

ACQUIRED Selected in the 19th round of the June 2015 draft

Career Highlights: 2018 – Earned a non-roster invite to Major League spring training. Entered season as Houston's No. 17 prospect, according to MLB.com.

2017 – Hit .275 with 9 home runs, 41 RBIs, 18 stolen bases, 25 doubles, and 66 runs scored between Corpus Christi and Fresno. Named a Texas League Midseason All-Star. Held a .390 on-base percentage with Corpus Christi, which ranked 2nd in circuit at time of promotion to Fresno on August 1. Put together 23-game hit streak from April 29-May 26, the 2nd-longest in Corpus Christi history and longest in Texas League season. Excelled with runners in scoring position with Corpus Christi, batting .328 (67 AB). Went 4-for-6 on April 25 vs. Midland. Belted final home run of 3-straight home run sequence in 8th inning on April 29 vs. Frisco. Hit .379 in May (87 AB) with 3 home runs and 10 RBIs, while also recording a .486 on-base percentage during the month. Named Texas League Player of the Week for May 22-May 28. Hit home runs in consecutive games played on May 22 at Frisco and May 24 vs. Springfield. Batted .253 (83 AB) with 2 home runs and 9 RBIs in June. Batted .245 (53 AB) with 1 home run and 3 RBIs in July. Called up to Fresno and made Pacific Coast League debut on August 1 with a pinch-hit appearance at Omaha. Had a 3-game hit streak from August 3-August 5. Hit .207 (87 AB) in 25 games during August. Finished well in final 4 games of campaign, going 5-for-16 with 1 home run and 5 RBIs.

2016 – Hit .315 with 84 runs, 29 doubles, 3 triples, 17 home runs and 76 RBIs in 105 games for Lancaster and Corpus Christi. Stole 30 bases in 39 attempts. Reached base safely in 45 of final 47 games. His .408 composite on-base average was 9th-best among full-season minor leaguers. Tied for 2nd in the Astros system in RBIs, and ranked 3rd in batting average. Spent the bulk of the season in the California League where he paced the circuit with a .410 on-base percentage. Also, slotted 3rd in the league in slugging (.531) and batting average. Reached base safely in final 33 Lancaster assignments. During the run, which began on July 4, batted .409 with 9 home runs, 43 RBIs and 34 runs scored. It was the longest on-base stint in the Cal League. This includes an 18-game hit string, which stretched from July 26 to his promotion to Corpus Christi. The JetHawks' August Player of the Month posted a .466-7-29 line during the streak. Plated 5 runs on a pair of doubles May 16 opposite Lake Elsinore. Was 4-for-4 with 2 runs, 2 doubles, 1 homer and 2 RBIs July 28 at Bakersfield. Authored a career-best 6 RBIs via 2 home runs August 5 against Modesto. Went 9-for-15 (.600) with 6 runs, 1 double, 3 home runs and 10 RBIs in final 4 games with Lancaster. Made Texas League debut August 20 and proceeded to record a hit in 11 of 14 Hooks games in which he had an at-bat. Enjoyed a 3-hit game and clubbed a 2-run home run August 26 vs. Midland. Scored 4 times on 3 walks and a solo homer September 3 at Wolff Stadium in San Antonio. Notched 5 hits, including 2 doubles and a triple, while plating a pair in 4 postseason games.

Career Notes: Features a .383 on-base percentage. Has manned all 3 outfield positions: 96 games in left field, 70 games in right field, and 63 games in centerfield. Has a 75% stolen base rate (59 stolen bases in 79 attempts).

College Notes: As a senior in 2015, ranked among NCAA leaders in runs (72, 4th), doubles (26, 5th), total bases (159, 5th), hits (92, 7th), slugging percentage (.685, 7th) and batting average (.397, 10th). Graduated with honors in May 2015, earning the Belmont University Presidential Scholar-Athlete of the Year Award. The 2-time All-Ohio Valley Conference selection departed Nashville as the Bruins' career leader in runs (165), doubles (57), homers (24), total bases (363) and walks (93).

YEAR	CLUB	AVG	G	AB	R	H	2B	3B	HR	RBI	BB	K	SB
2015	Tri-City (A)	.328	17	58	13	19	6	0	3	6	8	4	1
	Quad Cities (A)	.287	44	174	23	50	10	1	1	21	16	32	10
2016	Lancaster (A)	.313	90	326	70	102	25	2	14	69	45	82	28
	Corpus Christi (AA)	.327	15	52	14	17	4	1	3	7	6	13	2
2017	Corpus Christi (AA)	.292	84	312	55	91	18	0	8	32	45	77	15
	Fresno (AAA)	.223	29	103	11	23	7	0	1	9	12	21	3
Career Totals		.295	279	1025	186	302	70	4	30	144	132	229	59





JUSTIN FERRELL RHP

BORN April 21, 1994 in Wagoner, OK

OPENING DAY AGE 23

HEIGHT 6'7

WEIGHT 204

BATS Right

THROWS Right

HOMETOWN Wagoner, OK

COLLEGE Connors State College

ACQUIRED Selected in the 36th round of the June 2014 draft


Career Highlights: 2017 – Went 6-3 with 5.63 ERA in 13 games (7 starts) during 1st half while going 1-2 with 3 saves and 2.50 ERA in 15 games (1 start) during 2nd half. Struggled at start of campaign, recording 7.07 ERA in April and May (33 1/3 IP, 45 H, 33 K, 12 BB). Allowed 6 earned runs and 9 hits in 4 2/3 innings on April 13 at Winston-Salem. Best outings in first 2 months came on May 13 at Down East (5 IP, 1 R, 4 K) and May 29 at Frederick (3 1/3 IP, 0 R, 4 K). Excelled in June with a 1.59 ERA in 17 innings (11 H, 16 K, 7 BB). Had string of 6 scoreless appearances from June 14-July 9 (16 1/3 IP, 10 H, 19 K, 4 BB), including back-to-back 4 inning outings on July 3 vs. Potomac and July 9 at Down East. Held 2.93 ERA in July (15 1/3 IP, 12 H, 15 K) and 1.98 ERA in August (13 2/3 IP, 11 H, 15 K). Longest outing were 5 innings, achieved twice (April 26 at Winston-Salem, May 13 at Down East).

2016 – Gave up 6 earned runs over first 3 starts (11 1/3 IP) to begin campaign. Threw 2 scoreless innings out of bullpen on June 3 vs. Burlington. On June 8 vs. Beloit, allowed 6 earned runs and 7 hits in 2 2/3 innings. Bounced back on June 13 vs. Wisconsin, tossed 5 scoreless innings (3 H, 2 K). Followed up with 6 innings (1 ER, 5 H, 4 K) on June 19 vs. Cedar Rapids. Roughed up on June 26 at Wisconsin through 1 2/3 IP (8 ER, 6 H, 3 HR). Finished campaign with strong July, August, and September...pitching exclusively out of the bullpen: 3.18 ERA, 34 IP, 35 K, 19 BB. In 7 starts, held 7.09 ERA (26 2/3 IP) while recording 3.00 ERA (36 IP) in relief appearances.

2015 – Began year in extended spring training. Held opposition to .204 batting average against. Posted back-to-back outings of 4 scoreless innings to begin campaign in mid-June. Had a 3.48 ERA (31 IP) in July. Finished with 4 starts in August, recording a 0.70 ERA in the span (25 2/3 IP, 23 K, 9 BB). Placed on disabled list in late August.

YEAR	CLUB	W-L	ERA	G	GS	CG	SO	SV	IP	H	R	ER	BB	K
2014	GCL Astros (R)	1-3	3.67	12	5	0	0	1	34.1	33	15	14	12	39
2015	Quad Cities (A)	4-3	1.95	12	11	0	0	0	64.2	47	22	14	28	37
2016	Quad Cities (A)	5-6	4.74	22	7	0	0	2	62.2	54	35	33	34	56
2017	Buies Creek (A)	7-5	4.26	28	8	0	0	3	82.1	84	42	39	29	89
	Career Totals	17-17	3.69	74	31	0	0	6	244.0	218	114	100	103	221





RILEY FERRELL RHP

BORN October 18, 1993 in College Station, TX

OPENING DAY AGE 24

HEIGHT 6'2

WEIGHT 233

BATS Right

THROWS Right

HOMETOWN College Station, TX

COLLEGE Texas Christian

ACQUIRED Selected in the 3rd round of the June 2015 draft

Career Highlights: 2018 – Earned a non-roster invite to big league camp. Tabbed the No. 20 Astros prospect, according to MLB.com.

2017 – Went 2-2 with a 3.67 ERA in 38 appearances between Buies Creek and Corpus Christi. Set career-highs in innings pitched (54), saves (6), and strikeouts (60). Averaged 4.29 strikeouts-per-walk and 10 strikeouts per 9 innings. Began season with back-to-back saves on April 6 vs. Winston-Salem and April 10 vs. Myrtle Beach, recording 5 strikeouts in 6 batters faced. Quickly promoted to Double-A, making Corpus Christi debut on April 14 vs. Arkansas (1 IP, 0 R, 1 H). Allowed just 1 ER in first 4 appearances with Corpus Christi (7 IP, 4 H). Roughed up for 3 ER in 1 inning on April 28 vs. Frisco and again on May 7 vs. San Antonio. Tossed 2 1/3 scoreless frames on May 15 at San Antonio, striking out 3. Put together solid stretch over 13 appearances (18 IP) from June 6-July 25, posting a 2.50 ERA with 17 strikeouts and just 3 walks. Then allowed 5 runs (4 earned) in 1 2/3 innings on July 30 vs. Midland. Finished campaign with sensational stretch, not allowing a run in August and September while going 4-4 in save chances. In span of 9 appearances, tossed 12 1/3 innings and struck out 19 while allowing no walks. Saw ERA dwindle from 4.99 to 3.81 during stretch.


2016 – Did not allow a run in first 7 assignments. Final appearance was an April 30 loss at Lake Elsinore, yielding 2 runs on 3 hits in 1 1/3 innings. Missed remainder of the season after undergoing surgery to repair an aneurysm in throwing shoulder. Entered the year as Houston's No. 12 prospect per MLB.com. His slider was rated the best in the system in Baseball America's annual tools survey.

2015 – Made pro debut June 29 vs. Beloit and allowed 1 run on 2 hits in an inning. Allowed just 1 earned run the rest of the season, on July 19 against Cedar Rapids. Picked up lone save on July 29 at Beloit, tossing 2 scoreless frames with 1 walk and 2 strikeouts. Finished the campaign by going his last 6 appearances without giving up an earned run. Did not allow an earned run in 5 road outings. Right-handed batters hit .103 against him (3-for-29).

College Notes: Left TCU as its career leader in saves (32) and third in appearances (86). Horned Frogs went 64-22 in games he pitched in his career and went to the College World Series in '14 and '15. As a junior in 2015, pitched in 32 games and went 1-3 with a 2.56 ERA and 14 saves. He fanned 53 and walked 20 in 31 2/3 innings pitched, while holding opponents to a .099 batting average. Named a First Team All-American by the NCBWA, Second Team by Louisville Slugger and Perfect Game, and Third Team by ACBA. Also earned First-Team All-Big 12 honors after he led the conference and ranked 11th nationally in saves. Was on the watch list for the Golden Spikes Award and National Pitcher of the Year. Finished the regular season with a 0.68 ERA. Struggled in the postseason, posting a 9.64 ERA in 5 appearances. Took loss against Baylor May 20 in the Big 12 Tournament, walking 3 and throwing 2 wild pitches. Also lost against NC State in the NCAA Regional May 30 when he allowed 2 earned runs in the ninth inning. Made two hitless appearances at the College World Series, against LSU and Vanderbilt, tossing a combined 3 innings with 1 walk and 8 strikeouts. As a sophomore in 2014, set the school single-season record with 15 saves and went 3-1 with a 0.79 ERA in 31 appearances. He walked 14 and struck out 70 in 45 1/3 innings, averaging 13.9 K-per-9 IP. Second Team All-American by Perfect Game and Third Team by NCBWA, as well as First Team All-Big 12. Allowed a run in just 4 of 31 outings. Pitched in 23 games as a freshman in 2013 and went 0-2 with a 2.20 ERA and 3 saves. Named All-Big 12 Freshman Team.

YEAR	CLUB	W-L	ERA	G	GS	CG	SO	SV	IP	H	R	ER	BB	K
2015	Quad Cities (A)	0-0	1.08	12	0	0	0	1	16.2	10	3	2	13	17
2016	Lancaster (A)	0-1	1.80	8	0	0	0	4	10.0	9	3	2	2	14
2017	Buies Creek (A)	0-0	0.00	2	0	0	0	2	2.0	0	0	0	0	5
	Corpus Christi (AA)	2-2	3.81	36	0	0	0	4	52.0	51	24	22	14	55
	Career Totals	2-3	2.90	58	0	0	0	11	80.2	70	30	26	29	91





RALPH GARZA RHP

BORN April 6, 1994 in Edinburg, TX

OPENING DAY AGE 23

HEIGHT 6'2

WEIGHT 222

BATS Right

THROWS Right

HOMETOWN New Braunfels, TX

COLLEGE Oklahoma

ACQUIRED Selected in the 26th round of the June 2015 draft

Career Highlights: 2017 – Went 3-3 with a 4.22 ERA in 36 appearances between Buies Creek, Fresno, and Corpus Christi. Pitched 64 innings while striking out 68 and walking 36. Right-handed hitters fared better (.232 BAA, 155 AB) than left-handed hitters (.193 BAA, 83 AB). Had 2.70 ERA in April with Buies Creek (10 IP) and had a brief appearance with Corpus Christi on April 27 vs. Midland (2 IP, 0 R, 4 K). Spun season-high 3 2/3 scoreless innings with 3 strikeouts on April 9 vs. Winston-Salem. In 4 straight outings from May 11-May 27, put together 12 scoreless innings with 13 strikeouts. Had an appearance with Fresno on June 7 at Sacramento, giving up 2 earned runs in 2 frames. Went back to Carolina League and rejoined Buies Creek. 5 consecutive scoreless appearances (7 2/3 IP, 2 H, 12 K) to finish time in Carolina League. 3-3 in save chances with Buies Creek. Sent back to AA and rejoined Corpus Christi. Tossed 3 scoreless innings (4 K) on July 8 vs. Arkansas. Back-to-back appearances of 2 innings with 2 ER on August 8 vs. Tulsa and August 12 vs. Springfield. Had particularly tough consecutive outings on August 23 vs. Midland (1 IP, 4 ER, 3 H) and August 28 at San Antonio (1 IP, 3 ER, 3 H). Tossed 3 shutout innings (0 H, 4 BB) on September 1 at Frisco. With Corpus Christi, allowed 11 of 14 ER in 6th inning.


2016 – Went 6-5 with a 3.35 ERA in 40 games between Quad Cities and Lancaster over 75 1/3 innings pitched. Picked up 6 saves. 2.46 strikeout-to-walk ratio (64 K, 26 BB). Went 6-7 in save opportunities with Quad Cities. Had sensational June, tossing 14 2/3 scoreless innings in 7 appearances (15 K, 11 H, 3 BB). From June 2-July 17, put together string of 13 consecutive scoreless appearances (23 IP). Made debut with Lancaster on August 4 vs. Modesto, hurling 3 scoreless innings with a career-high 7 strikeouts. Began California League stint with 3 scoreless outings (7 1/3 IP, 9 H) before being roughed up for 6 earned runs in 2 innings on August 18 at High Desert, which began challenging stretch over 4 appearances from August 18-September 1 (8 2/3 IP, 13 ER).

2015 – Made pro debut on June 23 at Brooklyn, giving up a run in 2 innings of relief. Had 2.63 ERA in 27 1/3 innings as reliever and 7.45 ERA in 9 2/3 innings as a starter (3 starts).

College/Prep Notes: Went 12-8 with a 4.20 ERA and .262 BAA in 84 games (4 starts) over 3 seasons as a Sooner. Finished his career ranked 3rd all-time at Oklahoma in games pitched. Led team with 30 appearances as a junior in 2015. 4-year letterwinner at New Braunfels High School.

YEAR	CLUB	W-L	ERA	G	GS	CG	SO	SV	IP	H	R	ER	BB	K
2015	Tri-City (A)	1-1	3.89	14	3	0	0	0	37.0	37	16	16	10	47
2016	Quad Cities (A)	5-4	2.33	32	0	0	0	6	58.0	56	15	15	16	46
	Lancaster (A)	1-1	6.75	8	0	0	0	0	17.1	21	15	13	10	18
2017	Fresno (AAA)	0-0	9.00	1	0	0	0	0	2.0	1	2	2	2	2
	Buies Creek (A)	2-2	3.44	20	0	0	0	3	36.2	36	15	14	16	43
	Corpus Christi (AA)	1-1	4.97	15	0	0	0	0	25.1	23	14	14	18	23
Career Totals		10-9	3.78	90	3	0	0	9	176.1	174	77	74	72	179





RYAN HARTMAN LHP

BORN April 21, 1994 in Anaheim, CA

OPENING DAY AGE 23

HEIGHT 6'3

WEIGHT 223

BATS Left

THROWS Left

HOMETOWN Anaheim, CA

COLLEGE Tennessee Wesleyan College

ACQUIRED Selected in the 9th round of the June 2016 draft


Career Highlights: 2017 – Went 5-7 with a 3.64 ERA in 25 games (16 starts) between Quad Cities and Buies Creek. Tossed 108 2/3 innings with 90 strikeouts and 33 walks. 1.22 WHIP was the 5th-best among Astros minor league pitchers and ranked 4th in walks per-9 innings (2.7). Held .226 (84 AB) batting average against vs. left-handed hitters and .247 (324 AB) batting average against vs. right-handed hitters. Began campaign with Quad Cities, posting a 2.04 ERA (17 2/3 IP) in April with 15 strikeouts and 3 walks. Tossed 6 innings (1 R, 1 K, 0 BB) on April 19 at Burlington. Had a 2.37 ERA (22 IP) in May. Went 6 scoreless innings and matched a career-high 7 strikeouts on May 20 at Kane County. Made Buies Creek debut on May 31 vs. Carolina (3 2/3 IP, 6 ER, 4 BB, 1 K). Bounced back with 6 innings (2 ER, 7 K) on June 6 vs. Myrtle Beach. Picked up 4-inning save (1 ER, 5 K) on June 30 vs. Potomac in 2-1 victory. Excelled in July, recording a 1.74 ERA (20 2/3 IP, 4 ER, 15 K, 4 BB, .216 BAA). Allowed just 1 earned run during 4 straight appearances from July 6-July 24 (19 IP, 11 H, 13 K, 4 BB). Toughest month of season came in August (5.56 ERA, 22 2/3 IP, 18 K, 7 BB).

2016 – Made pro debut on June 24 vs. Vermont, tossing 2 innings in relief and allowing 1 earned run. Went 4 scoreless innings (5 H, 1 K, 0 BB) on July 5 vs. State College. Had 1.77 ERA in 20 1/3 innings during August, striking out 20 batters while issuing just 3 walks in the month with a .155 batting average against. Finished campaign with 3 consecutive 4-inning outings from August 25-September 4. In season finale on September 4 at Connecticut, went 4 scoreless innings with 3 strikeouts.

College Notes: Led all NAIA pitchers with a 0.64 ERA in 98 innings pitched during senior campaign. Registered 129 strikeouts and just 12 walks during 2016 season.

YEAR	CLUB	W-L	ERA	G	GS	CG	SO	SV	IP	H	R	ER	BB	K
2016	Tri-City (A)	2-0	2.36	14	6	0	0	0	45.2	42	13	12	7	48
2017	Quad Cities (A)	3-1	2.72	9	5	0	0	1	39.2	32	12	12	14	37
	Buies Creek (A)	2-6	4.17	16	11	0	0	1	69.0	67	35	32	19	53
	Career Totals	7-7	3.27	39	22	0	0	2	154.1	141	60	56	40	138





ANTHONY HERMELYN C

BORN November 18, 1993 in McKinney, TX

OPENING DAY AGE 24

HEIGHT 6'1

WEIGHT 223

BATS Right

THROWS Right

HOMETOWN McKinney, TX

COLLEGE Oklahoma

ACQUIRED Selected in the 4th round of the June 2015 draft

Career Highlights: 2017 – Threw out 40% of attempted base stealers (16 caught stealing in 40 attempts). Committed 0 errors in 51 starts at catcher and allowed 3 passed balls. Hit .225 (80 AB) against left-handed pitching and .250 (184 AB) against right-handed pitching. Hit .282 (78 AB) with 29 RBIs in situations with runners in scoring position. Hit .254 (36 G) in 1st half as compared to .232 (38 games) in 2nd half. Began campaign by going 8-for-21 with 4 RBIs in 6 games. Best month was April, hitting .261 (46 AB) with 4 doubles and 6 RBIs during the month. Put together 5-game hit streak from May 11-May 18, while belting 1st home run on May 15 at Myrtle Beach. Went 3-for-5 with an RBI on June 10 at Wilmington. Hit 2-run home run on July 21 at Carolina. Went 3-for-4 on July 5 at Myrtle Beach. Hit Went 9-for-26 with 4 RBIs in 6-game span from July 30-August 13. Finished season with a hit in 6 of 7 games played, including a 2-hit performance in season finale on September 4 vs. Down East.

2016 – Threw out 29% of attempted base stealers (20 caught stealing in 68 attempts). Started season by hitting .333 (45 AB) with 8 doubles, 3 RBIs, and a .464 on-base percentage during April. Collected 3 hits on April 21 at Kane County and April 28 vs. South Bend. Cooled down in May and June, hitting a combined .216 (125 AB). Hit 1st home run of campaign on June 12 at Burlington. Went 3-for-3 with 3 runs scored and an RBI on June 29 vs. Cedar Rapids. In July, collected 3 RBIs on 2 occasions (July 8 vs. Clinton, July 21 vs. Dayton). Hit just .096 (52 AB) in 16 games during August.

2015 – Threw out 35% of attempted base stealers (12 caught stealing in 34 attempts). Started 5 games at 1st base and made 0 errors. Batted .309 (55 AB) against left-handed pitching and .213 (136 AB) against right-handed pitching. Made pro debut on June 19 at Connecticut, going 1-for-4 with an RBI. Hit 1st pro home run on August 3 at Hudson Valley.

Career Notes: Has thrown out 34% of attempted base stealers (48 caught stealing in 142 attempts). Has committed 7 errors in 165 games at catcher.

College/Prep Notes: 1st-Team All-Big 12 honoree as a junior at Oklahoma in 2015, batting .321 with 6 home runs and 49 RBIs. Played in Cape Cod Baseball League for the Harwich Mariners, hitting .308 in 117 at-bats and was selected for the 2014 Cape Cod League All-Star Game

YEAR	CLUB	AVG	G	AB	R	H	2B	3B	HR	RBI	BB	K	SB
2015	Tri-City (A)	.241	57	191	25	46	4	0	2	25	26	41	3
2016	Quad Cities (A)	.205	87	297	30	61	17	1	4	33	43	95	0
2017	Buies Creek (A)	.242	74	264	23	64	15	0	3	32	38	55	0
	Career Totals	.227	218	752	78	171	36	1	9	90	107	191	3





NICK HERNANDEZ RHP

BORN December 30, 1994 in Missouri City, TX

OPENING DAY AGE 23

HEIGHT 6'2

WEIGHT 221

BATS Right

THROWS Right

HOMETOWN Missouri City, TX

COLLEGE Houston

ACQUIRED Selected in the 8th round of the June 2016 draft

Career Highlights: 2017 – Went 1-3 with a 3.38 ERA in 38 appearances between Buies Creek and Corpus Christi. Tossed 58 2/3 innings while striking out 70 batters and issuing 26 walks. Registered a .170 batting average against. Tied for the most saves (10) in Houston's system. Went 9-for-9 in save opportunities with Buies Creek. Earned Carolina League Midseason All-Star honors. With Buies Creek, held left-handed hitters to .156 batting average (45 AB) and right-handed hitters to .157 batting average (70 AB). Began campaign with 3 straight scoreless outings (4 2/3 IP, 1 H, 7 K), including a 3-inning save on April 8 vs. Winston-Salem in season debut. Had sensational May and June in 15 total appearances, throwing 20 innings without allowing a run (6 H, 30 K, 5 BB). Held opposing hitters to a .092 batting average during May and June. Went season-high 4 innings with career-high 7 strikeouts (0 R, 0 H) on June 27 vs. Carolina. Made Corpus Christi debut on July 8 vs. Arkansas, tossing 2 scoreless frames. Went 2 2/3 scoreless innings in following appearance on July 14 at Midland. Allowed 5 runs (2 ER) in lone inning on July 23 at Midland. Went 3 innings (2 ER, 1 H, 5 K) on August 11 vs. Springfield. Roughed up on August 16 at Tulsa (1 2/3 IP, 5 ER, 2 BB). Bounced back with solid outing on August 19 at Springfield (3 1/3 IP, 2 ER, 1 K, 2 BB). Finished campaign with 3 consecutive scoreless outings from August 28-September 3 (4 2/3 IP, 0 H, 6 K, 1 BB).

2016 – Went 1-2 with a 1.73 ERA in 19 appearances between Tri-City and Quad Cities. Tossed 26 innings with 30 strikeouts and 9 walks. Picked up 6 saves in 8 chances with Tri-City. Had 2 consecutive scoreless appearances to begin pro career (3 1/3 IP, 2 H, 3 K, 2 BB). Went season-high 3 innings (1 ER, 1 H, 4 K, 0 BB) on June 29 vs. Williamsport. Posted a 1.29 ERA (7 IP) in 7 appearances during July. Midwest League debut came on August 20 vs. Kane County, tossing 2 scoreless innings (1 H, 1 K, 1 BB). Finished campaign with 1 2/3 scoreless frames (1 H, 2 K, 0 BB) on September 4 at Burlington.

Career Notes: Averaging 10.6 strikeouts per-9 innings in minor league career.

College Notes: American Athletic Conference 1st-Team honors in 2016 with the Cougars, finishing season at 3-0 with a 1.40 ERA in a team-high 29 appearances.

YEAR	CLUB	W-L	ERA	G	GS	CG	SO	SV	IP	H	R	ER	BB	K
2016	Tri-City (A)	1-1	1.86	15	0	0	0	6	19.1	17	5	4	5	23
	Quad Cities (A)	0-1	1.35	4	0	0	0	0	6.2	10	3	1	4	7
2017	Buies Creek (A)	0-1	1.59	24	0	0	0	9	34.0	18	6	6	11	48
	Corpus Christi (AA)	1-2	5.84	14	0	0	0	1	24.2	17	20	16	15	22
Career Totals		2-5	2.87	57	0	0	0	16	84.2	62	34	27	35	100





JOSHUA JAMES RHP

BORN March 8, 1993 in Hollywood, FL

OPENING DAY AGE 25

HEIGHT 6'3

WEIGHT 222

BATS Right

THROWS Right

HOMETOWN Hollywood, FL

COLLEGE Western Oklahoma State College

ACQUIRED Selected in the 34th round of the 2014 June draft

Career Highlights: 2017 – Earned Texas League Midseason All-Star honors after posting a 2.94 ERA in 13 outings (52 IP, 47 K, 21 BB, .216 BAA) before the All-Star break. Fared much better as a reliever (1.77 ERA, 35 2/3 IP) than in starting role (6.69 ERA, 40 1/3 IP). Combined for a 2.49 ERA in 36 2/3 innings during April and May. Averaged 8.5 strikeouts per-9 innings. Did not have an outing longer than 5 innings, which was accomplished on 4 separate occasions. Picked up 3 saves in 4 chances. Did not allow a home run until August 25 at San Antonio and that was the lone home run allowed in campaign. Started season with back-to-back outings of 4 scoreless innings (April 10 at Northwest Arkansas; April 15 vs. Arkansas). Allowed just 4 earned runs in 5-game stretch from April 27-May 19 (20 2/3 IP). Went 5 innings with 0 earned runs allowed on June 7 vs. Frisco. Registered a save with 3 scoreless frames on June 25 vs. Frisco. Spent 1st half of July on disabled list. On July 28 vs. Midland, spun 4 scoreless frames (2 H, 5 K, 1 BB) for a save. Struggled in final 4 outings of season, allowing 16 earned runs and 25 hits in 8 2/3 frames from August 13-September 2.

2016 – Tied for 5th in the Astros system in wins. Led Lancaster in victories and strikeouts while ranking 2nd on the club in starts and innings pitched. Averaged 9.9 strikeouts per 9 innings and 3.03 Ks per walk. Converted lone save chance April 29 at Lake Elsinore, permitting 1 walk while striking out 6 over 4 shutout innings. Delivered 5 scoreless frames and a victory in next appearance, a May 4 start at Inland Empire. Racked up 20 strikeouts and 3 walks in 13 innings over 3 assignments April 29-May 11. Named Lancaster Pitcher of the Month for May, going 2-1 with a 1.90 ERA and .198 opponent batting average. Won all 3 June decisions, registering a 2.67 ERA in 5 outings (4 starts). Punched out a career-best 11 batters in a 6-inning triumph June 14 at Rancho Cucamonga. Went 5-2 with a 3.02 ERA and .206 opponent batting average in 12 1st-half assignments. Owned 6.34 ERA and .324 batting average against in 2nd half. Pitched 5 innings of 1-run ball for a victory July 27 at Lake Elsinore. Beat Inland Empire August 9 after scattering 1 run and 7 hits over 6 innings of work. Ended the regular year by holding Rancho Cucamonga to 3 runs on 8 hits and 1 walk while striking out 7 in 5 1/3 frames. Did not fare well at Lancaster's hitter-friendly home park, going 2-2 with a 6.54 ERA. Polished off a 7-3 record and 3.72 ERA on the road. Overall, the California League batted .273 with 11 home runs. Had surrendered 2 home runs in 37 career appearances (574 at-bats) leading up to 2016.

2015 – Led Astros farmhands and ranked 5th in the Midwest League in ERA. Paced the River Bandits in innings pitched, starts (T-1st), WHIP (1.23), opponent batting average (.237) and hit batsmen (16), while ranking 2nd on the club in wins and strikeouts. Surrendered 2 home runs in 431 at-bats, producing a groundout-to-flyout ratio of 1.20. Named Quad Cities Pitcher of the Month for June, going 1-0 with a 2.14 ERA and .186 opponent batting average in 4 appearances. Went 5-2 with a 2.37 ERA in final 7 regular-season appearances (6 starts).

Career Notes: Averaging 2.55 strikeouts-per-walk and features a 1.19 GO/AO ratio.

YEAR	CLUB	W-L	ERA	G	GS	CG	SO	SV	IP	H	R	ER	BB	K
2014	Greenville (R)	1-3	2.72	13	6	0	0	0	39.2	35	13	12	15	45
2015	Quad Cities (A)	7-4	2.63	24	18	0	0	1	116.1	102	43	34	41	89
2016	Lancaster (A)	9-5	4.81	23	19	0	0	1	110.1	120	64	59	40	121
2017	Corpus Christi (AA)	4-8	4.38	21	11	0	0	3	76.0	79	48	37	32	72
	Career Totals	21-20	3.73	81	54	0	0	5	342.1	336	168	142	128	327





JACK MAYFIELD IF

BORN September 30, 1990 in Del Rio, TX

OPENING DAY AGE 27

HEIGHT 5'11

WEIGHT 191

BATS Right

THROWS Right

HOMETOWN Del Rio, TX

COLLEGE Oklahoma

ACQUIRED Signed as a non-drafted free agent on June 17, 2013

Career Highlights: 2018 – Earned non-roster invite to Major League spring training.

2017 – Hit .283 with 20 home runs, 28 doubles, 67 RBIs, and an .827 OPS in 112 games combined between Corpus Christi and Fresno. Earned Texas League Midseason All-Star honors. Made starts at 2nd base (53), 3rd base (22), and shortstop (28). Hit 32 extra-base hits with Corpus Christi. Batted .258 (66 AB) with 2 home runs and 8 RBIs in 17 games during April with Corpus Christi before promotion to Fresno. In 11 games with Fresno from April 27-May 13, batted .261 with 1 home run and 7 RBIs. Returned to Corpus Christi on May 21. Recorded a hit in 13 of 14 games from May 22-June 7. Best month with Corpus Christi came in June, batting .355 (93 AB) with 3 home runs, 7 doubles, and 14 RBIs. Collected 7 RBIs in 3-game span from June 15-June 17. Picked up a hit in 21 of 23 games during June. Went 3-for-5 on July 15 at Midland, belting 2 home runs with 6 RBIs and 3 runs scored. With Corpus Christi, batted .355 (76 AB) against left-handed pitching and .263 (194 AB) against right-handers. Sent back to Fresno in late July. Went 6-for-29 in 8 games after return to Pacific Coast League. Finest month at Triple-A came in August, hitting .304 (79 AB) with 2 home runs, 5 doubles, and 9 RBIs.

2016 – Hit 11 home runs, 12 doubles while collecting 44 RBIs in 78 games between Corpus Christi and Fresno. Led Corpus Christi with 5 July home runs despite playing in just 9 games during the month. Recorded his only multi-homer game of the year July 5, clubbing a pair vs. Tulsa. Picked up 4 RBIs in 3 separate games, 2 of which were at Fresno. First Triple-A home run was a go-ahead 3-run blast in the 9th inning of the Grizzlies' 4-1 victory June 13 at Sacramento. Began the year with a strong start, going 11-for-24 (.458) with 7 RBIs over an 8-game stretch from April 9-17. Had another hot streak July 1-6: 7-for-16 (.438) with 3 home runs and 7 RBIs. Went 2-for-4 with a home run and 4 RBIs on July 13, his final game played for the Hooks. Missed a month after being injured July 20 at The Dell Diamond. Had starts at second base (30 GM, .985 FP), shortstop (30 GM, .958), and third base (8 GM, 1.000 FP). Committed just 7 errors in 272 total chances between Fresno and Corpus Christi.

2015 – Hit .286 with 80 runs scored, 19 doubles, 4 triples, 14 home runs, 65 RBIs and 5 stolen bases in 114 games between Lancaster and Corpus Christi. Excelled in May, batting .336 with 4 doubles, 3 homers and 19 RBIs en route to California League Midseason All-Star honors. Hit safely in 13 of final 15 games with the JetHawks. Went 4-for-4 in Double-A debut July 7 at Springfield. The next night, homered in first Whataburger Field at-bat, belting a 1-2 pitch from Tulsa's Jharel Cotton over the left-field fence. Went 6-for-12 over a 3-game stretch at Arkansas and Northwest Arkansas August 13-15. Divided 2015 between second base (54 GM, .996 FP) and shortstop (57 GM, .970 FP), committing 8 errors in 487 total chances. Helped fashion 72 double plays. Also appeared twice at third base.

Career Notes: Has appeared exclusively as an infielder, logging time at 2nd base (220 games), shortstop (186 games) and 3rd base (52 games).

College Notes: Hit .263 with 33 doubles, 5 triples, 11 home runs and 85 RBIs in 172 games over 4-year career as a Sooner. Named MVP of the 2013 Kleberg Bank College Classic at Whataburger Field, going 5-for-13 with a home run, 3 RBIs and 3 stolen bases. Led the 2013 Academic All-Big 12 Baseball Team with a 4.0 grade-point average.

YEAR	CLUB	AVG	G	AB	R	H	2B	3B	HR	RBI	BB	K	SB
2013	Greeneville (R)	.255	29	94	12	24	5	0	3	11	9	19	2
	Tri-City (A)	.220	26	91	13	20	3	0	1	7	1	18	1
2014	Quad Cities (A)	.265	39	147	24	39	9	0	2	16	13	26	2
	Lancaster (A)	.293	66	246	39	72	22	2	7	39	2	50	1
2015	Lancaster (A)	.303	66	271	46	82	13	4	7	43	25	46	2
	Corpus Christi (AA)	.260	48	173	34	45	6	0	7	22	19	36	3
2016	Corpus Christi (AA)	.237	33	118	21	28	7	0	9	26	8	27	2
	Fresno (AAA)	.197	45	132	10	26	5	0	2	18	11	27	2
2017	Corpus Christi (AA)	.289	70	270	39	78	16	2	14	44	17	57	7
	Fresno (AAA)	.273	42	154	28	42	12	0	6	23	10	30	3
Career Totals		.269	464	1696	266	456	98	8	58	249	133	336	25





DEXTURE MCCALL IF

BORN January 29, 1994 in Tampa, FL

OPENING DAY AGE 24

HEIGHT 6'1

WEIGHT 231

BATS Right

THROWS Right

HOMETOWN Tampa, FL

COLLEGE Hillsborough Community College

ACQUIRED Selected in the 31st round of the June 2014 draft

Career Highlights: 2017 – Hit .236 with 10 home runs, 35 RBIs, 12 doubles, 2 triples, and 37 runs scored between Buies Creek and Corpus Christi. Made 73 starts at 1st base and held a .992 fielding percentage while committing 5 errors. Began campaign with Buies Creek by recording a hit in 5 of 6 games. Went 3-for-4 on April 19 at Myrtle Beach. Best month in Carolina League was April, batting .253 (75 AB) with 3 doubles, 1 triple, and 7 RBIs. Belted home runs on back-to-back days on May 12 and May 13 at Down East. Hit .250 (36 AB) with 2 home runs and season-high 3 RBIs during June. Picked up a hit in 8 of last 12 Carolina League games. Made debut with Corpus Christi on June 25 vs. Frisco, going 2-for-3 with a run scored and a triple. Hit a home run in 4 consecutive games from July 17-July 20. Went 3-for-3 with an RBI on July 23 at Midland. Went 3-for-4 with an RBI and 3 runs scored on August 9 vs. Tulsa. Hit .361 with 7 runs scored, 2 doubles, a home run, and 4 RBIs in 10 games from July 23-August 9. Recorded a hit in 4 of final 5 games, including a 2-hit performance on August 29 at Frisco and again on September 3 vs. San Antonio.

2016 – Best month with Quad Cities was May, hitting .301 (73 AB) with 4 doubles, 1 triple, 1 home run and 7 RBIs. Set career-high in games played, hits, RBIs, and runs scored. Hit a pair of homers on July 28 vs. Peoria. Batted .295 (95 AB) during August with 6 doubles, 1 triple, 1 home run, and 17 RBIs in August. Received Quad Cities Player of the Month honors for August.


2015 – Earned New York-Penn League Midseason All-Star accolades. Also named a New York-Penn League All-Star Game Top Star. Had a career-high 4 hits with 3 RBIs on July 17 vs. Vermont. Ended season on a 7-game hit streak from August 30-September 5, going 12-for-28 with 1 home run and 8 RBIs during the stretch. Batted .333 (60 AB) with runners in scoring position.

2014 – Began pro career with GCL Astros. Started season on 7-game hit streak from June 20-June 27. Belted 1st home run of career on August 16 against the GCL Pirates.

Career Notes: Has played exclusively at 1st base through 4-year minor league career, holding a .986 fielding percentage and committing 28 errors in 237 games.

YEAR	CLUB	AVG	G	AB	R	H	2B	3B	HR	RBI	BB	K	SB
2014	GCL Astros (R)	.258	50	178	17	46	8	2	1	29	21	40	1
2015	Tri-City (A)	.295	59	200	26	59	9	0	4	37	25	59	0
2016	Quad Cities (A)	.286	108	399	45	114	21	3	9	58	39	87	0
2017	Buies Creek (A)	.231	54	186	20	43	9	1	4	22	35	57	2
	Corpus Christi (AA)	.242	37	128	17	31	3	1	6	13	6	39	0
	Career Totals	.269	308	1091	125	293	50	7	24	159	126	282	3





ARTURO MICHELENA IF

BORN October 15, 1994 in Maracaibo, Venezuela

OPENING DAY AGE 23

HEIGHT 5'11

WEIGHT 199

BATS Right

THROWS Right

HOMETOWN Maracaibo, Venezuela

ACQUIRED Signed as a non-drafted free agent in July 2011

Career Highlights: 2017 – Hit .218 with 7 doubles, 1 triple, 1 home run, 19 RBIs, and a .278 on-base percentage in 84 games between Buies Creek and Corpus Christi. Made starts at 2nd base (16), 3rd base (56), and shortstop (7). Committed 6 errors. Had 9 extra-base hits. Started campaign on 3-game hit streak with Buies Creek from April 7-April 11. Went 3-for-5 with 2 runs scored on April 15 at Winston-Salem. Put together 5-game hit streak (7-for-23) with 5 runs scored and 2 RBIs from May 12-May 18. Collected 3 hits on May 20 at Down East. With Buies Creek, batted .143 (42 AB) against left-handed pitching and .282 (71 AB) against right-handers. Made Corpus Christi debut on May 31 at Springfield. With Corpus Christi, batted .121 (33 AB) against lefties and .233 (129 AB) against right-handers. Recorded 4 hits in 11 games to begin time with Corpus Christi. Went 3-for-25 in 9 games during June. Played 19 games in July and put together best month, hitting .262 with 3 RBIs. Picked up a hit in 6 of 8 games from June 25-July 10, going 10-for-31 with 5 runs scored and 2 RBIs in the span. Batted .182 with 1 home run and 3 RBIs in 18 games during August. 3rd career home run and lone shot of season came on August 9 vs. Tulsa, a 2-run homer against right-hander Andrew Sopko. Recorded a hit in 4 straight contests from August 18-August 25.


2016 – Began year in extended spring training and joined Quad Cities in late May. Hit .143 (49 AB) against left-handers and .240 (217 AB) against right-handed pitching. Had a pair of career-high 4-hit performances in 1st week with Quad Cities. Went 4-for-4 with 3 RBIs and 2 runs scored on May 21 at Cedar Rapids. Went 4-for-5 again with an RBI and run scored on May 27 vs. Peoria. Batted .250 (64 AB) in June with 2 doubles and 4 RBIs. Struggled after the All-Star break, hitting .190 (195 AB) in with 13 RBIs.

2015 – Hit 1st pro home run on July 27 vs. Kingsport. Went 3-for-5 with a career-high 4 RBIs and a run scored on July 28 at Bristol.

Career Notes: Has made starts at 2nd base (133), 3rd base (123), and shortstop (55). Has a career .283 on-base percentage and .283 slugging percentage. Signed by Houston at the age of 16.

YEAR	CLUB	AVG	G	AB	R	H	2B	3B	HR	RBI	BB	K	SB
2012	DSL Astros (R)	.202	34	119	12	24	2	2	0	12	5	18	5
2013	DSL Astros (R)	.226	67	257	24	58	11	4	0	28	20	37	3
2014	GCL Astros (R)	.235	45	153	11	36	5	1	1	20	20	31	5
2015	Greeneville (R)	.210	32	105	9	22	2	1	1	9	11	27	1
2016	Quad Cities (A)	.222	78	266	30	59	8	1	0	19	22	67	2
2017	Buies Creek (A)	.230	32	113	13	26	5	1	0	10	10	28	1
	Corpus Christi (AA)	.210	52	162	15	34	2	0	1	9	10	42	0
	Career Totals	.220	340	1175	114	259	35	10	3	107	98	250	17





ANTONIO NUNEZ IF

BORN January 10, 1993 in Brooklyn, NY

OPENING DAY AGE 25

HEIGHT 5'9

WEIGHT 165

BATS Right

THROWS Right

HOMETOWN Brooklyn, NY

COLLEGE Western Oklahoma State College

ACQUIRED Selected in the 18th round of the 2014 draft

Career Highlights: 2017 – Hit .280 vs. left-handers (82 AB) and .206 against righties (281 AB). Played 92 games at shortstop and committed 17 errors (.955 fielding percentage). Played 21 games at second base and committed 5 errors (.947 fielding percentage). Hit .282 (163 AB, .364 OBP) in 1st half with 2 homers and 17 RBI, but struggled in 2nd half (.175 BA, .276 OBP, 0 HR, 8 RBI) in 200 at-bats. Struggled with RISP (.191 BA, 89 AB). Hit first professional home run on April 29 vs. Frisco, belting a solo shot off LHP Shane McCain in the 8th inning. Next homer came again in Frisco on May 19, belting a go-ahead solo shot in the 10th inning against LHP Joe Filomeno to push Corpus Christi to a 2-1 victory. Hit .333 (5 R, 2 HR, 4 RBI) in 13 games from April 29-May 21. Had crucial extra-inning walk on May 26 vs. Springfield, and scored winning run on Kristian Trompiz's game-winning hit in 4-3 victory. Had another particularly hot stretch from in 11 games from June 23-July 6, hitting .324 (5 R, 2 RBI, 6 BB). Batted .190 (84 AB) in July and .127 (79 AB) in August. In final 40 games, hit just .122 (139 AB).

2016 – Hit .259 with 64 runs, 9 doubles, 2 triples, 32 RBIs and 21 steals with Quad Cities, Lancaster, and Corpus Christi. Posted a .375 OBP in 106 total games. Went 21-for-29 on stolen base attempts between the 3 teams. Excelled in RISP situations at Corpus Christi (7-for-12, 7 RBIs) and Lancaster (.314 BA, 20 RBIs). Opened the year in the Midwest League before being promoted to the JetHawks in mid-May. Went 1-for-3 with an RBI and a walk in AA debut July 27 at San Antonio. Recorded the winning hit in Game 2 of the Texas League South Division Series, sending a 9th-inning RBI single into center field, which vaulted the Hooks to a 5-4 triumph over Midland at Whataburger Field. Played mostly shortstop in 2016 (82 GM, .952 FP), committing 16 errors. Also manned third base at Lancaster and Quad Cities (22 GM, .884 FP), causing 5 errors in 43 total chances.


2015 – Boasted a .378 on-base percentage with the Valley Cats. Recorded 6 multi-hit games, including a pair of 3-hit performances. Hit significantly better against LHP (.304 BA, 46 AB) than RHP (.212 BA, 66 AB). Played both shortstop (33 GM, .957 FP, 5 E) and second base (4 GM, 1.000 FP, 0 E).

Career Notes: Owns a .348 on-base percentage and features a 63% stolen-base success rate.

College Notes: Hit .371 in his final season at Western Oklahoma State College while scoring 55 runs and stealing 35 bases in 51 games played. Before college, attended Xaverian High School in Brooklyn, NY. The high school has produced five MLB players, including 2001 All-Star infielder Rich Aurilia.

YEAR	CLUB	AVG	G	AB	R	H	2B	3B	HR	RBI	BB	K	SB
2014	Greeneville (R)	.190	52	158	25	30	6	1	0	10	36	26	2
2015	Tri-City (A)	.250	40	112	20	28	4	0	0	4	21	29	4
2016	Quad Cities (A)	.198	29	91	18	18	1	0	0	5	21	45	9
	Lancaster (A)	.273	54	176	40	48	7	2	0	20	31	45	11
	Corpus Christi (AA)	.304	23	69	6	21	1	0	0	7	10	15	1
2017	Corpus Christi (AA)	.223	114	363	34	81	7	2	2	25	45	100	8
Career Totals		.233	312	969	143	226	26	5	2	71	164	236	35





CHRIS NUNN LHP

BORN October 5, 1990 in Cordova, TN

OPENING DAY AGE 27

HEIGHT 6'5

WEIGHT 200

BATS Left

THROWS Left

HOMETOWN Memphis, TN

COLLEGE Lipscomb

ACQUIRED Selected by Houston in the Triple-A Phase of the 2017 Rule 5 Draft

Career Highlights: 2017 – Signed a minor league contract with Milwaukee in late April but did not appear in action. Signed by Evansville of independent Frontier League and made 1 start in mid-August. Signed by Chicago (NL) to minor league contract in late August. In 1st career minor league start, allowed 4 earned runs and was unable to complete the 1st inning on August 18 vs. Chattanooga. Went 5 innings and allowed 2 earned runs (4 H, 4 K, 4 BB) on August 23 at Montgomery. Pitched 5 1/3 frames while allowing 3 earned runs (4 H, 5 K, 3 BB) on August 28 at Birmingham. Completed campaign with 6 scoreless innings (2 H, 4 K, 1 BB) on September 3 vs. Jackson.

2015 – Went 4-0 with a 7.03 ERA in 47 appearances between Lake Elsinore and San Antonio. Recorded 51 strikeouts and 44 walks with a .302 batting average against in 56 1/3 innings of work. Had a 1.99 WHIP between the levels. Began campaign with San Antonio. Went 2 innings (1 ER, 2 K, 1 BB) in season debut on April 11 at Tulsa. Allowed 2 earned runs and a home run in an inning of work on April 16 vs. Tulsa. Gave up 4 earned runs and a home run in 1 inning on April 19 vs. Springfield. Allowed 1 earned run in span of 3 appearances (3 1/3 IP) from April 23-April 25. Sent down to Lake Elsinore in late April. Posted a 8.35 ERA in 19 appearances during season's 1st half, with California League hitters batting .346. Had a 5.76 ERA in 21 appearances during 2nd half. Had 2-week stint on disabled list during mid-August. Released by San Diego prior to start of 2016 season.

2014 – Held California League hitters to a .234 batting average against while setting career-high in strikeouts. Averaged 11.7 strikeouts per-9 innings. Posted a 3.75 ERA in 9 games (12 IP) during May. Best month was July, recording a 1.93 ERA in 9 games (14 IP) with 16 strikeouts and 5 walks.

2013 – Set career-high in appearances and career-low in ERA. Averaged 9.1 strikeouts per-9 innings.


2012 – Northwest League Postseason All-Star after stellar season with Eugene. Held circuit to .159 batting average against.

Career Notes: Originally selected by San Diego in the 24th round of the June 2012 draft.

Prep Notes: Was a state champion for Harding Academy (TN) in both baseball and basketball in 2008.

YEAR	CLUB	W-L	ERA	G	GS	CG	SO	SV	IP	H	R	ER	BB	K
2012	AZL Padres (R)	1-0	4.50	1	0	0	0	0	2.0	2	1	1	0	4
	Eugene (A)	3-0	0.57	24	0	0	0	3	31.1	18	2	2	19	45
2013	Fort Wayne (A)	8-2	2.77	55	0	0	0	9	65.0	62	23	20	30	66
2014	Lake Elsinore (A)	4-2	4.30	49	0	0	0	0	58.2	52	31	28	25	76
2015	San Antonio (AA)	1-0	8.64	7	0	0	0	0	8.1	9	8	8	8	8
	Lake Elsinore (A)	3-0	6.75	40	0	0	0	1	48.0	59	40	36	36	43
2017	Tennessee (AA)	0-1	4.76	4	4	0	0	0	17.0	13	9	9	10	14
Career Totals		20-5	4.06	180	4	0	0	13	230.1	215	114	104	128	256





CIONEL PEREZ LHP

BORN April 21, 1996 in Havana, Cuba

OPENING DAY AGE 21

HEIGHT 5'11

WEIGHT 170

BATS Left

THROWS Left

HOMETOWN Havana, Cuba

ACQUIRED Signed as non-drafted free agent in December 2016


Career Highlights: 2018 – Entered season as Houston’s No. 6 prospect, according to MLB.com.

2017 – Went 6-4 with a 4.13 ERA in 93 2/3 innings between Quad Cities, Buies Creek, and Corpus Christi. Opened year in extended Spring Training and began campaign with Quad Cities in late April. Held batters to a .254 batting average against in Midwest League. Roughed up for 7 earned runs in 2 2/3 innings in debut on April 27 at Clinton. Bounced back with 5 2/3 scoreless frames on May 5 vs. Lake County. On May 22 vs. Peoria, tossed 7 no-hit innings while striking out a career-high 10 batters. Best month with Quad Cities was June, posting a 2.33 ERA (19 1/3 IP, 19 K, 4 BB). Promoted to Buies Creek on July 11. In 4 outings to begin Carolina League tenure, allowed 4 earned runs in 21 1/3 innings with 15 strikeouts and 2 walks. Made Corpus Christi debut in a start on August 16 at Tulsa and lasted 2/3 innings (1 ER, 3 BB). Finished campaign with 5 2/3 scoreless innings on September 3 vs. San Antonio, allowing 3 hits and striking out 4 batters.

Career Notes: Before being signed by the Astros, played 2 seasons with Matanzas in Cuba’s Serie Nacional. Posted 2.06 ERA with 76 strikeouts (6th in league) and 32 walks over 87 1/3 innings during 2014-15 season.

YEAR	CLUB	W-L	ERA	G	GS	CG	SO	SV	IP	H	R	ER	BB	K
2017	Quad Cities (A)	4-3	4.39	12	9	0	0	2	55.1	52	30	27	17	55
	Buies Creek (A)	2-1	2.84	5	4	0	0	0	25.1	27	10	8	5	18
	Corpus Christi (AA)	0-0	5.54	4	3	0	0	0	13.0	15	8	8	5	10
	Career Totals	6-4	4.13	21	16	0	0	2	93.2	94	48	43	27	83





HECTOR PEREZ RHP

BORN June 6, 1996 in Santo Domingo Oeste, DR

OPENING DAY AGE 21

HEIGHT 6'3

WEIGHT 199

BATS Right

THROWS Right

HOMETOWN Santo Domingo Oeste, DR

ACQUIRED Signed as non-drafted free agent in July 2014

Career Highlights: 2018 – Entered season as Houston’s No. 11 prospect, according to MLB.com.

2017 – Went 7-6 with a 3.44 ERA in 25 games (17 starts) between Quad Cities and Buies Creek. Struck out 128 batters and walked 78 in 107 1/3 innings. Registered a .207 batting average against. Ranked 3rd among Astros minor league pitchers in strikeouts and 1st in strikeouts per-9 innings (10.7). Left-handed hitters batted .231 (134 AB) while right-handed hitters batted .206 (242 AB). Had a 1.45 WHIP. Started campaign on April 6 vs. Wisconsin, throwing 3 2/3 scoreless frames (1 H, 8 K, 3 BB). Allowed 5 earned runs in final 3 appearances (14 1/3 IP) with Quad Cities. Made Buies Creek debut on April 29 vs. Wilmington, tossing 3 scoreless innings (1 H, 6 K, 2 BB). Named Houston’s Minor League Pitcher of the Month for May, going 3-2 with a 2.96 ERA in 5 starts (24 1/3 innings) while recording 32 strikeouts and 8 walks. Went 6 scoreless innings (5 H, 7 K, 0 BB) on May 16 at Myrtle Beach and 6 2/3 scoreless innings with a season-high 9 strikeouts (1 H, 0 BB) on May 28 at Frederick. Had 4.76 ERA (17 IP) in June. Picked up save on June 26 vs. Carolina, throwing 4 innings (1 ER, 2 H, 5 K, 3 BB). Had stellar July, posting 2.20 ERA (28 2/3 IP) with 33 strikeouts and 21 walks. Started August by hurling 6 scoreless innings (3 H, 6 K, 2 BB) on August 6 at Carolina. Struggled to finish campaign, allowing 12 earned runs, 11 hits, and 2 home runs in final 4 outings (10 1/3 IP).

2016 – Went 4-1 with a 3.15 ERA in 14 games (10 starts) between Tri-City and Quad Cities. Struck out 80 batters and walked 34 in 60 innings pitched. Named New York-Penn League Pitcher of the Week for June 27-July 3 for throwing 10 1/3 scoreless innings (3 H, 10 K, 2 BB) in 2 outings. Named Tri-City Pitcher of the Month for July after posting a 2.12 ERA (17 IP) with 22 strikeouts and 6 walks. Longest outing with Tri-City came on July 3 at Hudson Valley, tossing 5 2/3 scoreless innings (2 H, 6 K, 1 BB). Promoted to Quad Cities in late July. Allowed 4 earned in a pair of starts (9 2/3 IP) to begin Midwest League campaign. Went 2-1 with a 5.40 ERA in 4 starts during August, with 29 strikeouts and 11 walks in 18 1/3 innings. Finished season on September 1 vs. Kane County, going 3 1/3 innings while allowing 1 earned run (1 H, 5 K, 6 BB).

2015 – Held hitters to a .185 batting average in Dominican Summer League before promotion to GCL Astros in mid-July. Named GCL Astros Pitcher of the Month for August after tossing 12 2/3 scoreless innings in 5 appearances (1 start). Finished campaign with Greenville, throwing 2 scoreless innings out of the bullpen on August 28 at Burlington in lone Appalachian League appearance.

Career Notes: Averaging 1.91 strikeouts-per-walk in 3-year minor league career. Has registered a .198 batting average against. Holds a 1.30 WHIP.

YEAR	CLUB	W-L	ERA	G	GS	CG	SO	SV	IP	H	R	ER	BB	K
2015	DSL Astros (R)	1-0	2.12	7	7	0	0	0	29.2	20	10	7	6	32
	GCL Astros (R)	1-0	1.16	9	3	0	0	1	23.1	10	5	3	16	16
	Greenville (R)	0-0	0.00	1	0	0	0	0	2.0	0	0	0	1	2
2016	Tri-City (A)	2-0	1.57	7	3	0	0	0	28.2	19	5	5	12	36
	Quad Cities (A)	2-1	4.60	7	7	0	0	0	31.1	28	20	16	22	44
2017	Quad Cities (A)	1-1	2.50	4	3	0	0	0	18.0	9	5	5	11	24
	Buies Creek (A)	6-5	3.63	21	14	0	0	2	89.1	69	49	36	67	104
Career Totals		13-7	2.91	56	37	0	0	3	222.1	155	94	72	135	258





ERASMO PINALES RHP

BORN November 25, 1994 in La Vega, DR

OPENING DAY AGE 23

HEIGHT 5'11

WEIGHT 223

BATS Right

THROWS Right

HOMETOWN La Vega, DR

ACQUIRED Signed as a non-drafted free agent in May 2013

Career Highlights: 2017 – Went 4-3 with a 3.39 ERA and 6 saves in 33 appearances between Quad Cities and Buies Creek. Recorded 63 strikeouts, 26 walks, and held hitters to a .198 batting average against in 61 innings. Posted a 1.13 WHIP. Held right-handed hitters to a .193 batting average against (150 AB) and left-handed hitters to .209 batting average against (67 AB). Began season with Quad Cities, posting a 2.38 ERA in 5 appearances (11 1/3 IP, 3 ER, 9 K, 4 BB). Picked up a 1st career save on April 19 at Burlington, tossing 3 innings (1 ER, 2 H, 1 K, 1 BB). Allowed 3 earned runs in span of 8 appearances from April 26-May 27 (12 2/3 IP, 7 H, 14 K, 7 BB). Allowed 4 earned runs in 1/3 of an inning on June 1 at Cedar Rapids (5 H, 2 BB). Bounced back with 4 consecutive scoreless appearances from June 4-June 15 (7 2/3 IP, 2 H, 9 K, 2 BB). Did not allow a run in 7 of final 8 appearances with Quad Cities, including 3 straight saves (6 IP, 0 ER) to finish time in Midwest League. Made Buies Creek debut with a scoreless frame and 2 strikeouts on July 7 at Down East. Had a 3.24 ERA in 4 appearances (8 1/3 IP, 9 K, 4 BB) during July with Buies Creek. Posted a 3.97 ERA in 7 appearances in August, tossing 11 1/3 innings while giving up 8 hits and striking out 16 batters. Went 3 2/3 innings (1 ER) and struck out a season-high 7 batters on August 30 vs. Myrtle Beach. Finished campaign on September 4 vs. Down East, hurling 3 1/3 innings and allowing 1 earned run.


2016 – Held New York-Penn League to a .210 batting average against. Allowed 5 earned runs in 3 appearances to open campaign (7 1/3 IP, 8 H, 9 K, 7 BB). In July, posted a 2.49 ERA in 5 games (3 starts) through 21 2/3 innings while striking out 17 and issuing 8 walks. Went season-high 5 innings (1 ER, 3 H, 2 K, 3 BB) on July 6 vs. State College. Went 4 1/3 scoreless frames (2 H, 2 K, 4 BB) on July 29 at Connecticut. Had back-to-back scoreless appearances on August 22 vs. Hudson Valley (2 IP, 3 H) and August 26 vs. Lowell (3 IP, 0 H). Held right-handed hitters to .190 batting average against (63 AB).

2015 – Was named Greeneville Pitcher of the Month for July, posting a 1.85 ERA in 6 games (4 starts). Struck out 26 batters and issued 6 walks in 24 1/3 innings during the month. Did not allow a home run. Held hitters to .188 batting average against (32 2/3 IP).

Career Notes: Has a career 1.09 WHIP and .197 batting average against.

YEAR	CLUB	W-L	ERA	G	GS	CG	SO	SV	IP	H	R	ER	BB	K
2013	DSL Astros (R)	0-0	13.50	1	0	0	0	0	0.2	1	1	1	2	0
2014	DSL Astros (R)	3-1	1.95	12	12	0	0	0	60.0	40	16	13	14	47
	DSL Astros (R)	0-0	3.09	3	2	0	0	0	11.2	10	7	4	4	16
2015	Greeneville (R)	1-0	1.93	9	5	0	0	0	32.2	22	9	7	10	33
2016	Tri-City (A)	2-3	3.38	12	4	0	0	0	37.1	29	15	14	21	38
2017	Quad Cities (A)	3-1	3.32	21	0	0	0	6	38.0	28	16	14	17	36
	Buies Creek (A)	1-2	3.52	12	0	0	0	0	23.0	15	9	9	9	27
	Career Totals	10-7	2.74	70	23	0	0	6	203.1	145	73	62	77	197





YOANYS QUIALA RHP

BORN January 15, 1994 in Mayari, Cuba

OPENING DAY AGE 24

HEIGHT 6'3

WEIGHT 235

BATS Right

THROWS Right

HOMETOWN Mayari, Cuba

ACQUIRED Signed as a non-drafted free agent in June 2015

Career Highlights: 2017 – Went 9-5 with a 2.57 ERA in 24 games (14 starts) between Buires Creek and Corpus Christi. Struck out 92 and walked 24 batters in 108 2/3 innings while recording a .247 batting average against. Ranked 2nd among Houston's minor league pitchers in ERA, 4th in wins, 4th in WHIP (1.19), and 3rd in strikeouts-per-walk (3.83). Earned Carolina League Midseason All-Star honors while holding to circuit to .190 batting average against. Went 3-1 with a 2.70 ERA in opening 6 games (3 starts) of season, holding opponents to a .218 batting average in 26 2/3 innings pitched. Tossed 6 scoreless innings (4 H, 5 K, 3 BB) on April 15 at Winston-Salem. Went 6 1/3 innings and allowed 1 earned run (2 H, 6 K, 5 BB) on June 2 vs. Carolina. Struck out 6 batters in 8 shutout innings for a victory on June 13 at Potomac. Finished time in Carolina League with a 1.04 ERA and .135 batting average against in final 5 games (3 starts). Made Corpus Christi debut on June 19 vs. San Antonio, securing a win with 6 innings of 2-run ball (4 H, 8 K, 1 BB, 1 HR). Consecutive scoreless outings on June 25 vs. Frisco (3 IP, 2 H) and July 2 at Arkansas (4 1/3 IP, 3 H). Had a 4.91 ERA (22 IP) in July. Allowed season-high 7 runs (4 earned runs) and 11 hits in 4 1/3 innings on July 14 at Midland. Went 1-3 with a 6.11 ERA and .424 batting average against in 5 games (3 starts) from July 8-July 31. Yielded 2 earned runs (12 IP) in next 3 outings from August 6-August 22. Posted a 0.93 ERA in August through 19 1/3 innings. Dazzled in final outing of campaign, tossing 7 scoreless innings for a win on August 31 at Frisco (4 H, 3 K, 1 BB). Recorded .302 batting average against and 1.51 WHIP in Texas League.

2016 – Spent 1st season stateside with Quad Cities. Midwest League hit .289 with 10 home runs. Left-handed hitters batted .303 with 7 home runs while right-handed hitters batted .274 with 3 home runs. Featured a 3.56 ERA in 9 games (7 starts) in June and July. Went 7 innings and allowed 2 runs (6 H, 2 K, 0 BB) on June 4 vs. Burlington. Had consecutive 7-inning outings on June 30 vs. Cedar Rapids (3 ER, 6 H, 2 K, 2 BB) and July 6 vs. Beloit (1 ER, 4 H, 5 K, 1 BB). On July 27 vs. Peoria, allowed 2 runs in 8 innings pitched (4 K, 0 BB). Posted 8.17 ERA (25 1/3 IP) in August.

2015 – Made Astros system debut in Dominican Summer League. Allowed 1 run in final 5 outings (24 IP).

Career Notes: Averaging 3.32 strikeouts-per-walk. Holds a 1.24 WHIP.

YEAR	CLUB	W-L	ERA	G	GS	CG	SO	SV	IP	H	R	ER	BB	K
2015	DSL Astros (R)	2-0	1.54	9	4	0	0	0	35.0	26	6	6	9	34
2016	Quad Cities (A)	2-12	5.10	19	16	0	0	0	97.0	112	64	55	23	60
2017	Buires Creek (A)	5-1	2.31	12	7	0	0	0	58.1	40	17	15	13	59
	Corpus Christi (AA)	4-4	2.86	12	7	0	0	0	50.1	65	26	16	11	33
Career Totals		13-17	3.44	52	34	0	0	0	240.2	243	113	92	56	186





LORENZO QUINTANA C

BORN March 1, 1989 - Pinar Del Rio, Cuba

OPENING DAY AGE 29

HEIGHT 5'10

WEIGHT 198

BATS Right

THROWS Right


HOMETOWN Pinar Del Rio, Cuba

ACQUIRED Signed by the Astros as a non-drafted free agent on Oct. 5, 2017

Career Highlights: Batted .310 with 62 doubles, 9 triples, 35 home runs, and 204 RBIs in 422 games over parts of 7 seasons with Pinar Del Rio of the Cuban National Series. Logged a .377 on-base clip while working 126 free passes against 202 strikeouts. Committed 24 errors in 1,746 chances behind the plate for a .986 fielding percentage. Threw out 30% of runners attempting to steal. Final Cuban campaign was 2014-15 when he played in 35 games.

YEAR	CLUB	AVG	G	AB	R	H	2B	3B	HR	RBI	BB	K	SB
<i>2018 will be his first professional season stateside</i>													





JAMIE RITCHIE C

BORN April 9, 1993 in South Hadley, MA

OPENING DAY AGE 24

HEIGHT 6'2

WEIGHT 205

BATS Right

THROWS Right

HOMETOWN Buford, GA

COLLEGE Belmont University

ACQUIRED Selected in the 13th round of the June 2014 draft

Career Highlights: 2018 – Received non-roster invite to Major League spring training.

2017 – Hit .324 against left-handed pitching and .228 against righties. Held .382 on-base percentage, ranking 5th in Texas League. Made 54 starts at catcher and 3 at first base. Hit .275 in April with a home run and 4 RBI (40 AB). Went 3-3 with a double and 2 runs scored on April 28 vs. Frisco. Struggled in May and hit .200 (40 AB) and an RBI. Recorded first cycle in Corpus Christi history on August 6 at Frisco, tying career-high with 4 hits and laced bases-loaded triple in 8th inning to complete feat. Highlighted season-best month of August, hitting .346 with 2 home runs and 10 RBI (52 AB). Threw out 24% of runners attempting to steal (50 attempts), while committing 9 errors and allowing 3 passed balls at catcher.

2016 – Set career-highs in home runs, RBIs, doubles, and runs. Held a .389 on-base percentage, the 4th-best among qualified California League hitters. Logged .462 OBP during June (10 games) and a .418 OBP in July (23 games). Led the JetHawks in walks, drawing at least 2 in 10 assignments. Boasted a pair of 7-game hitting streaks. Excelled in season's second half, batting .306 with 5 homers and 34 RBIs in 53 games. Belted a grand slam May 16 vs. Lake Elsinore. Finished the night by going 4-for-5 with 3 runs scored and 6 RBIs. Had first career multi-homer game June 25, slugging a pair of dingers vs. Lake Elsinore. Worked behind the plate in 64 games and threw out 34% of runners attempting to steal, while committing 3 errors and 7 passed balls. Charged with 3 errors for a .988 fielding percentage in 33 games at first base.

2015 – Hit .281 with 21 doubles, 4 triples, 5 home runs and 35 RBIs in 111 games between Quad Cities and Lancaster. Worked 95 walks against 81 strikeouts for a .426 on-base percentage. Led the Class A ranks in free passes while ranking 2nd in OBP. Walk total and OBP finished 4th and 6th, respectively, in Minor League Baseball. A Midwest League Midseason All-Star, finished tied for the circuit lead with 70 walks, despite competing in only 72 MWL games. Hit .448 with a .590 OBP in first 9 contests of the season. Tabbed as the River Bandits' Player of the Month for April, batting .344 with 1 home run and 7 RBIs. Coaxed 14 walks against 19 strikeouts and mustered a .467 OBP for the month. Reached base safely in 26 consecutive games April 25 – May 28, the longest on-base streak by a Quad Cities player in 2015. Notched 2 hits in 2 at-bats and worked a season-high 4 walks June 16 at Clinton. At the time of his July 15 promotion to Lancaster, paced the Midwest League with a .428 OBP. Reached in all but 3 of his JetHawks assignments. Went 3-for-9 with 3 runs, 2 doubles and 6 RBIs during the postseason. For the season, logged 67 games behind the plate, committing 3 errors and 7 passed balls while throwing out 22% of runners attempting to steal. Also appeared in 31 games at first base.

2014 – A New York-Penn League All-Star, led the loop with a .455 on-base percentage while placing 5th in walks. Hit safely in 13 consecutive games July 2 – July 30, batting .488 with 15 RBIs and a .531 OBP. Reached in 32 straight contests June 14 – August 12, the longest on-base streak in the circuit. Batted .364 vs. right-handers while hitting at a .219 clip opposite southpaws.

Career Notes: Owns a .410 on-base percentage. Has logged 215 assignments at catcher and 69 at first base.

College Notes: As a sophomore for the Bruins, hit .302 with 13 doubles, 6 home runs and a team-best 38 RBIs. Named to the 2014 Johnny Bench Award List.

YEAR	CLUB	AVG	G	AB	R	H	2B	3B	HR	RBI	BB	K	SB
2014	Tri-City (R)	.331	47	142	19	47	12	2	1	24	29	26	5
2015	Quad Cities (A)	.266	72	259	46	69	10	2	4	27	70	54	7
2015	Lancaster (A)	.308	39	133	26	41	11	2	1	8	25	27	3
2016	Lancaster (A)	.276	99	344	62	95	20	0	7	57	58	83	3
2017	Corpus Christi (AA)	.256	76	242	27	62	8	1	3	20	45	44	3
	Career Totals	.280	333	1120	180	314	61	7	16	136	227	234	21





ANIBAL SIERRA IF

BORN February 15, 1994 in Santiago de Cuba, Cuba

OPENING DAY AGE 24

HEIGHT 6'1

WEIGHT 182

BATS Right

THROWS Right

HOMETOWN Santiago de Cuba, Cuba

ACQUIRED Signed as non-drafted free agent in July 2016


Career Highlights: 2017 – Hit .201 with 6 home runs, 34 RBIs, 11 doubles, 3 triples, and a .271 on-base percentage between Quad Cities and Buies Creek in 1st stateside campaign. Struck out in 33% of at-bats, fanning 127 times in 389 total at-bats. Had fielding percentage of .933 with 106 starts at shortstop and 7 starts at 3rd base. Had fast start to begin season with Quad Cities, putting together a 5-game hit streak (6-for-17, 2 RBI). Made Buies Creek debut in mid-April. Hit .205 in 39 at-bats in Carolina League during April and .170 in 88 at-bats during May. Belted 1st home run of season on May 7 at Myrtle Beach. Went 2-for-5 with 2 runs scored on May 29 at Frederick. Went 2-for-3 with a double on June 2 vs. Carolina. Went 3-for-3 with 2 runs scored and an RBI on June 26 vs. Carolina. Best offensive month came in July, batting .240 (75 AB) with 1 home run and 10 RBI. Hit 2-run home run and collected career-high 5 RBIs on July 20 at Carolina. Had back-to-back games with 2 hits on July 30 at Down East and July 31 at Wilmington. Struggled in August, batting .151 (73 AB) with 1 home run and 5 RBIs. Went 0-for-24 from August 13-August 24. Hit 3-run home run on August 27 at Winston-Salem. Belted solo home run on September 3 vs. Down East.

2016 – Played for DSL Astros from July 25-August 23. Posted .465 on-base percentage.

Career Notes: Played for Avispas de Santiago in Cuba's Serie Nacional from 2012-2014. 1 of 9 Cuban players signed by Houston from 2015-2016, including former Hooks RHP Rogelio Armenteros and OF Alejandro Garcia.

YEAR	CLUB	AVG	G	AB	R	H	2B	3B	HR	RBI	BB	K	SB
2016	DSL Astros (R)	.316	23	79	17	25	5	2	2	11	18	20	3
2017	Quad Cities (A)	.250	9	32	2	8	1	0	0	3	3	9	2
	Buies Creek (A)	.196	104	357	39	70	10	3	6	31	26	118	2
	Career Totals	.220	136	468	58	103	16	5	8	45	47	147	7





CARLOS SIERRA RHP

BORN October 18, 1994 in Sancti Spiritus, Cuba

OPENING DAY AGE 23

HEIGHT 6'3

WEIGHT 208

BATS Right

THROWS Right

HOMETOWN Sancti Spiritus, Cuba

ACQUIRED Signed as a non-drafted free agent in January 2016


Career Highlights: 2017 – Went 3-2 with a 2.83 ERA in 29 appearances between Quad Cities and Buies Creek. Struck out 60 hitters and walked 24 in 57 1/3 innings, holding opposition to .186 batting average against. Had a 1.10 WHIP. Left-handed hitters batted .162 (68 AB) and right-handed hitters batted .197 (142 AB). Went 2 scoreless innings on April 11 at Peoria (1 H, 3 K, 1 BB). In final 2 outings in Midwest League, tossed 5 2/3 innings and allowed 1 earned run (3 H, 5 K, 2 BB). Made Carolina League debut in late April. In 5 outings to begin Buies Creek tenure, pitched 10 1/3 innings while allowing 2 earned runs (7 H, 12 K, 4 BB). Allowed 3 earned runs in back-to-back outings on May 11 vs. Salem (1 1/3 IP) and May 14 at Down East (1/3 IP). Put together 4 scoreless appearances from May 22-June 5 (10 IP, 3 H, 10 K, 1 BB). Missed more than a month of campaign with injury, placed on disabled list on June 22. Returned with a strong July, tossing 7 1/3 innings while allowing 1 earned (4 H, 5 K, 3 BB). Recorded a save on July 25 vs. Winston-Salem, going 2 2/3 scoreless innings (1 H, 3 K, 1 BB). Registered a 3.09 ERA in 7 appearances during August (11 2/3 IP, 8 H, 14 K, 6 BB).

2016 – Went 1-2 with a 4.54 ERA in 15 games (1 start) between Tri-City and Quad Cities. Tossed 37 2/3 innings while striking out 41 batters and walking 16. Began pro career with stellar outing, throwing 6 scoreless innings in relief (1 H, 5 K, 2 BB) on June 20 at Brooklyn. Allowed 10 earned runs in 4 2/3 innings during next 3 outings. Strung together 3 straight scoreless appearances from July 26-August 5 (8 IP, 1 H, 9 K, 1 BB). Made Quad Cities debut on August 22 at Cedar Rapids, tossing 3 scoreless innings (1 H, 5 K, 3 BB). Ended campaign with 3 scoreless frames (2 H, 4 K, 2 BB) on September 2 vs. Kane County.

Career Notes: Has a career .197 batting average against and 1.13 WHIP.

YEAR	CLUB	W-L	ERA	G	GS	CG	SO	SV	IP	H	R	ER	BB	K
2016	Tri-City (A)	1-2	5.53	12	1	0	0	1	27.2	22	17	17	10	25
	Quad Cities (A)	0-0	1.80	3	0	0	0	0	10.0	6	3	2	6	16
2017	Quad Cities (A)	0-1	1.93	4	0	0	0	1	9.1	5	2	2	3	11
	Buies Creek (A)	3-1	3.00	25	0	0	0	1	48.0	34	19	16	21	49
Career Totals		4-4	3.51	44	1	0	0	3	95.0	67	41	37	40	101





CY SNEED RHP

BORN October 1, 1992 in Elko, NV

OPENING DAY AGE 25

HEIGHT 6'4

WEIGHT 215

BATS Right

THROWS Right

HOMETOWN Filer, ID

COLLEGE Dallas Baptist University

ACQUIRED Via trade from Milwaukee for IF Jonathan Villar on Nov. 19, 2015

Career Highlights: 2017 – Went 10-6 with a 4.26 ERA in 26 games (18 starts) between Corpus Christi and Fresno. Ranked 3rd among Houston's minor league pitchers in wins. Allowed 142 hits in 114 2/3 innings while striking out 95 batters and walking 40. Registered a .302 batting average against. Yielded 2 earned runs or less in 6 of 8 appearances to begin campaign. Went 3 scoreless innings (3 H, 2 K, 1 BB) in season opener on April 6 at Arkansas. Went 5 1/3 scoreless frames with season-high 9 strikeouts on May 14 vs. Midland. Won 3 straight decisions from June 15-June 25, authoring a 3.46 ERA in that span. Picked up lone save of campaign on July 15 at Midland, tossing 4 innings while allowing 2 earned runs (5 H, 5 K, 1 BB). Went season-high 7 innings in consecutive starts on July 27 vs. Midland (2 ER, 5 H, 8 K, 0 BB) and spun 7 scoreless frames (6 H, 1 K, 2 BB) on August 3 at Frisco. Made Fresno debut on August 15 vs. Las Vegas, allowing 5 earned runs in 5 innings. Best outing in Pacific Coast League was August 21 at Reno (7 IP, 2 ER, 6 K, 1 BB). Allowed 15 earned runs in final 2 outings (5 2/3 IP, 16 H, 2 HR).

2016 - Set career high marks in starts, innings, and strikeouts. Ranked 11th among Texas League qualified pitchers in ERA and slotted 7th in strikeouts. Went 2-1 with a 2.08 ERA in final 7 GS of the regular season (32 K, 5 BB, 43 1/3 IP). Blanked Northwest Arkansas on the road August 18 with a career-best 7.0 IP. Fanned 5 batters and retired 18 of final 19 batters he faced. Went 2-0 with 2.86 ERA and .237 BAA in 8 appearances (6 GS) May 12-June 23, striking out 40 hitters and walking just 9 over 34 2/3 IP. Set a career-high with 10 strikeouts over 4 shutout innings June 23 at Frisco, picking up his lone save in the process. Got off to a hot start to season by boasting a 1.15 ERA and .228 BAA in first 4 games (2 GS). Allowed just 4 HR in his first 15 outings of the year. Pitched at least 5 innings in 14 of 21 starts while working into the 6th in 9 starts. Had 6 "quality starts" of at least 6 complete innings and 3 earned runs or less allowed. Made 5 starts in August and posted a 2-1 record with a 2.27 ERA. Surrendered just 1 earned run in 14 innings out of the bullpen. Ended the regular year by hurling 5 shutout innings on Labor Day at San Antonio's Wolff Stadium. Started Game 4 of the Texas League South Division Series at Security Bank Ballpark, allowing 3 runs on 5 hits and 2 walks in 4 innings. Midland clinched the set with a 5-2 victory.

Career Notes: Allowed 16 home runs in 2017 and 12 home runs in 2016, compared to a total of 8 dingers over first 2 campaigns. Is averaging 3.13 strikeouts-per-walk. Picked by the Brewers in the 3rd round of the 2014 draft. Originally selected by Texas in the 35th round of the 2011 draft out of Twin Falls High School in Twin Falls, ID.

College Notes: Was a fixture in the Patriots starting rotation since freshman year in 2012. Went 20-12 with a 4.22 ERA in 49 starts over a 3-year tenure at DBU. Over final three Patriots starts, including performances in the Missouri Valley Conference Tournament and the Fort Worth Regional, he tossed 22 1/3 innings and allowed just 2 earned runs.

Personal Notes: Older brother Zeb, was selected by the Kansas City Royals in the 11th round of the 2012 draft and father Robert was drafted by the New York Mets in 1986.

YEAR	CLUB	W-L	ERA	G	GS	CG	SO	SV	IP	H	R	ER	BB	K
2014	Helena (R)	0-2	5.92	11	6	0	0	1	38.0	50	31	25	14	31
2015	Wisconsin (A)	3-7	2.68	15	13	0	0	1	77.1	70	33	23	17	67
	Brevard County (A)	3-4	2.47	11	11	1	0	0	62.0	59	23	17	11	55
2016	Corpus Christi (AA)	6-5	4.04	25	21	0	0	1	118	119	55	53	33	112
2017	Corpus Christi (AA)	9-5	5.01	22	14	0	0	1	97.0	117	61	54	33	81
	Fresno (AAA)	1-1	11.21	4	4	0	0	0	17.2	25	22	22	7	14
	Career Totals	22-24	4.26	88	69	1	0	4	410.0	440	225	194	115	360





MYLES STRAW OF

BORN October 17, 1994 in Garden Grove, CA

OPENING DAY AGE 23

HEIGHT 5'10

WEIGHT 179

BATS Right

THROWS Right

HOMETOWN Bradenton, FL

COLLEGE St. Johns River State College

ACQUIRED Selected in the 12th round of the June 2015 draft

Career Highlights: 2018 – Earned non-roster invite to Major League spring training. Ranked as the No. 21 prospect in Houston's system, according to MLB.com. "Fastest Baserunner" and "Best Outfield Arm" among Astros minor leaguers, according to *Baseball America*.

2017 – Batted .290 with 17 doubles, 7 triples, 1 home run, 44 RBIs, and 38 stolen bases between Buies Creek and Corpus Christi. Ranked 1st in Houston's system in stolen bases (38) while slotting 2nd in runs scored (90), hits (140), walks (94), and on-base percentage (.405). Named a Carolina League Midseason and Postseason All-Star. Made starts in right field (30), centerfield (83), and left field (9). With Buies Creek, hit .313 (147 AB) against left-handed pitching and .286 (290 AB) against right-handers. Hit .291 (79 AB) with 12 RBIs during April. Started campaign by going 2-for-3 with 2 doubles and 3 RBIs on April 6 vs. Winston-Salem. Had 6-game hit streak from April 17-April 22 (11-for-25) with 6 RBIs. Batted .297 (91 AB) with 4 doubles, 2 triples, and 3 RBIs, and a .434 on-base percentage in May. Best month was June, hitting .375 (96 AB) with 4 doubles, 3 triples, 9 RBIs, and a .479 on-base percentage. Reached base in 27 consecutive contests from May 9-June 3, which tied for the 4th-longest on-base streak in the circuit. Was named Carolina League Player of the Month for June. Went 4-for-5 with 2 runs scored on June 4 vs. Myrtle Beach. Had a hit in 10 of 11 games from June 6-June 22, batting .454 (44 AB) during the stretch. Had back-to-back 3-hit performances on June 26 and June 27 vs. Carolina. Batted .282 in July (110 AB) with a home run, 4 doubles, 1 triple, and 12 RBIs. Lone home run of the campaign came on July 5 at Myrtle Beach. Struggled in August with Buies Creek, hitting .197 (61 AB) with 2 doubles and 5 RBIs. Promoted to Corpus Christi in late August. At time of promotion, led Carolina League in on-base percentage (.412), hits, stolen bases, runs scored, and walks. Also ranked 2nd in batting average and tied for 3rd in triples. Went 0-for-4 in Corpus Christi debut on August 22 vs. Midland. Had consecutive 2-hit games in doubleheader on September 3 vs. San Antonio. Made 11 starts in centerfield and 2 starts in left field during Texas League tenure. Did not record an extra-base hit with Corpus Christi.


2016 – Hit .358 with 18 doubles, 6 triples, 1 home run, 27 RBIs, and 21 stolen bases in 87 games between Quad Cities and Lancaster. Led the minors in batting average in 346 total at-bats. Had a .423 on-base percentage between the levels. Named Quad Cities Player of the Month for June and July. Batted .326 (86 AB) with 5 doubles, 4 triples, and 6 RBIs in June. Hit .423 (110 AB) with 7 doubles, 1 triple, and 6 RBIs in July. Held a .478 on-base percentage in July. Had a career-high 5-hit game on July 1 at Kane County. Had 12-game hit streak from July 13-July 25. With Quad Cities, batted .449 (49 AB) against left-handed pitching and .357 (221 AB) against righties. Promoted to Lancaster in mid-August, going 12-for-26 in opening 6 California League contests. Hit .339 (59 AB) in 15 games during August with Lancaster.

2015 – Started pro career with 5-game hit streak in Appalachian League. Batted .400 (30 AB) against left-handed pitchers and .246 (179 AB) against right-handers. Had 4 games with 3 hits. Went 22-for-31 in stolen base attempts. Held a .355 on-base percentage.

Career Notes: Holds a career .401 on-base percentage. Successful in 73% of stolen base attempts (81 steals in 111 attempts).

YEAR	CLUB	AVG	G	AB	R	H	2B	3B	HR	RBI	BB	K	SB
2015	Greenville (R)	.268	58	209	47	56	10	3	0	13	29	51	22
2016	Quad Cities (A)	.374	68	270	40	101	14	6	0	22	29	58	17
	Lancaster (A)	.303	19	76	21	23	4	0	1	5	11	17	4
2017	Buies Creek (A)	.295	114	437	81	129	17	7	1	41	87	70	36
	Corpus Christi (AA)	.239	13	46	9	11	0	0	0	3	7	9	2
Career Totals		.308	272	1038	198	320	45	16	2	84	163	205	81





GARRETT STUBBS C

BORN May 26, 1993 in San Diego, CA
OPENING DAY AGE 24
HEIGHT 5'10" **WEIGHT** 167
BATS Left **THROWS** Right
HOMETOWN Del Mar, CA
COLLEGE University of Southern California
ACQUIRED Selected in 8th round of the June 2015 draft

Career Highlights: 2018 – Earned non-roster invite to Major League spring training. Ranked as No. 24 Astros prospect, according to MLB.com.

2017 – Hit .232 with 18 doubles, 4 home runs, 37 RBIs, and a .328 on-base percentage between Corpus Christi and Fresno. Posted a caught stealing percentage of 39.5% (15 caught stealing in 38 attempts) with Corpus Christi, which ranked 3rd in the Texas League. Named a Texas League Midseason All-Star. Struggled against left-handed pitching with Corpus Christi, batting .167 (54 AB). Hit .341 with 3 home runs and 6 RBIs in 11 games in April, despite a 2-week stint on the disabled list mid-month. Belted 3 home runs in 2 games on April 29 and 30 vs. Frisco. Hit .458 with 3 doubles, 3 home runs, and 5 RBIs from April 26-May 2. Batted .215 (65 AB) in June and .211 (71 AB) in July. Hit 2 doubles and a home run on July 4 at Arkansas, which were 1st extra-base hits since late May. Went 8-for-18 with a home run and 3 RBIs in 4 games from June 24-July 4. Picked up 4 hits on July 10 vs. Arkansas, including 2 doubles and 3 RBIs. Promoted to Fresno in early August. Collected 1st hit with Fresno with a 2-RBI single on August 7 vs. El Paso. Had 7 hits in 4-game span from August 10-August 14. Went 3-for-4 with 3 RBIs on August 21 at Reno.

2016 – Named one of Houston's Organizational All-Stars by MiLB.com. The California League Midseason All-Star hit at a .304 clip, which slotted 5th among Houston farmhands. Totaled 10 homers, 54 RBIs, 58 runs scored, 15 stolen bases, and held a .391 on-base percentage between Lancaster and Corpus Christi. Named JetHawks Player of the Month during May, hitting .316 with 5 homers, 3 doubles and 10 RBIs in 21 games. Had the longest on-base streak in Cal League (32 GM) from April 16-June 7, and a 16-game hit streak from April 16-May 19. Featured a pair of 4-RBI performances and logged a 5-RBI night June 5 vs. Modesto. Made his AA debut on July 5 vs. Tulsa and recorded an RBI single in first at-bat. Had 15 multi-hit games with Corpus Christi, including a pair of 4-hit performances. Reached base safely in 27 of 31 Texas League contests. Slugged his first homer at AA level on July 8 at Springfield. Received Corpus Christi's Player of the Month award for July, batting .327 with 1 homer, 3 doubles, 7 RBIs, and a .413 on-base percentage in 14 contests. Recorded an 8-game hit streak with the Hooks from August 10-27 while hitting .433 (13-30) with 2 dingers and 5 RBIs during that span. Batted .327 in 61 AB against LHP and .298 in 265 AB against RHP between both levels. Started 66 games behind the plate. Threw out more than 50% of baserunners attempting to steal (27 CS in 53 attempts) while committing just two errors. Put together impressive stretch in 4 postseason games with Corpus Christi, going 7-for-17 (.412) with 2 RBIs and 2 runs scored. Played in 20 games for the Glendale Desert Dogs of the Arizona Fall League.

2015 – Hit .263 with 5 doubles and 7 RBIs in 36 games between Tri-City and Quad Cities. Also worked 21 walks against 5 strikeouts. Made professional baseball debut on June 20 at Connecticut and went 2-for-4 with a run scored. Made 34 starts at catcher between both levels and did not commit an error. Excelled at throwing out base runners, registering a 55% CS rate in 27 attempts. Finished the season with Quad Cities on a high-note, going 9-for-24 (.375) with 4 RBIs during final 7 games of the year.

Career Notes: Owns a .361 on-base percentage, and has been caught only 3 times in 32 stolen-base attempts. Has thrown out 44% of runners attempting to steal.

College Notes: Won the Johnny Bench Award as college baseball's top catcher in 2015, along with Pacific-12 Conference defensive player of the year. Batted .346 with 20 steals in senior season after hitting just .240 combined in his first three seasons at Southern California.

YEAR	CLUB	AVG	G	AB	R	H	2B	3B	HR	RBI	BB	K	SB
2015	Tri-City (A)	.235	11	34	5	8	0	0	0	2	7	3	2
	Quad Cities (A)	.274	25	84	15	23	5	0	0	5	14	2	1
2016	Lancaster (A)	.291	55	206	35	60	13	0	6	38	29	37	10
	Corpus Christi (AA)	.325	31	120	23	39	9	1	4	16	14	11	5
2017	Corpus Christi (AA)	.232	75	263	36	62	13	0	4	25	32	44	8
	Fresno (AAA)	.221	23	77	11	17	5	0	0	12	11	15	3
Career Totals		.267	220	784	125	209	45	1	14	98	107	112	29





SEAN STUTZMAN LHP

BORN July 8, 1993 in Rolling Meadows, IL

OPENING DAY AGE 24

HEIGHT 5'9

WEIGHT 181

BATS Left

THROWS Left

HOMETOWN Rolling Meadows, IL

COLLEGE Dallas Baptist University

ACQUIRED Signed as non-drafted free agent in June 2016

Career Highlights: 2017 – Went 3-2 with a 2.28 ERA in 33 appearances between Fresno, Buies Creek, and Corpus Christi. Recorded 72 strikeouts, 23 walks, and a .201 batting average against in 67 innings. Had a 1.07 WHIP. Began campaign with Corpus Christi, throwing 2 scoreless innings (1 H, 5 K) on April 13 vs. Arkansas. Went 3 innings (1 ER, 3 H, 3 K) on April 17 vs. Northwest Arkansas. Joined Fresno on April 21 vs. Las Vegas, tossing 2 scoreless innings (1 H, 1 K, 1 BB). Went 3 1/3 innings (1 ER, 4 H, 1 K, 1 BB) on April 30 at Reno. Finished time in Pacific Coast League with 2 1/3 innings (2 ER, 4 H, 1 K, 1 BB) on May 6 at Colorado Springs. Returned to Corpus Christi in mid-May. Posted a 1.13 ERA (8 IP) in 4 Texas League outings during the month. Struggled in June (5.73 ERA, 11 IP, 10 K, 6 BB). Allowed season-high 3 earned runs in an inning of work on June 4 at Tulsa. Sent down to Buies Creek in late June. Went 3 1/3 scoreless innings (3 H, 3 K, 1 BB) in Carolina League debut on June 27 vs. Carolina. Gave up just 3 earned runs in span of 13 appearances (23 2/3 IP) from July 12-August 31. Posted a 1.42 ERA in 6 appearances (12 2/3 IP) during July. Went 3 scoreless innings (2 H, 5 K, 0 BB) on July 17 vs. Myrtle Beach. Tossed career-high 4 scoreless innings (0 H, 2 K, 0 BB) on August 1 at Wilmington, earning a save. On August 13 vs. Down East, pitched 3 1/3 scoreless innings (1 H, 5 K, 0 BB). Returned to Corpus Christi for final appearance of campaign on September 3 vs. San Antonio, going 1 2/3 innings while allowing 1 earned run and 2 hits.

2016 – Began pro career with 4 consecutive scoreless appearances (6 IP, 0 H, 7 K, 1 BB). Went 3 innings for a victory on July 5 vs. State College (3 IP, 0 H, 4 K, 0 BB). Posted a 4.15 ERA in 7 appearances (8 2/3 IP) in July. On August 1 vs. Lowell, tossed 3 innings while allowing 1 earned run (2 H, 3 K, 2 BB). Roughed up in consecutive outings on August 11 at Lowell (1 1/3 IP, 4 ER, 6 H) and August 19 vs. Aberdeen (1 2/3 IP, 4 ER, 4 H). Tossed career-high 4 innings on August 28 vs. Lowell (1 ER, 2 H, 3 K, 0 BB).

Career Notes: Holds a career 1.13 WHIP.

College Notes: Spent 2 seasons at Des Moines Area Community College before going to Division-I Dallas Baptist.

YEAR	CLUB	W-L	ERA	G	GS	CG	SO	SV	IP	H	R	ER	BB	K
2016	Tri-City (A)	2-2	5.40	15	0	0	0	2	23.1	20	16	14	10	21
2017	Fresno (AAA)	0-0	3.12	4	0	0	0	0	8.2	10	3	3	5	3
	Buies Creek (A)	2-1	1.10	16	0	0	0	3	32.2	16	7	4	9	39
	Corpus Christi (AA)	1-1	3.51	13	0	0	0	0	25.2	23	10	10	9	30
	Career Totals	5-4	3.09	48	0	0	0	5	90.1	69	36	31	33	93





NICK TANIELU IF

BORN September 4, 1992 in Huntsville, AL

OPENING DAY AGE 25

HEIGHT 5'11

WEIGHT 215

BATS Right

THROWS Right

HOMETOWN Federal Way, WA

COLLEGE Washington State University

ACQUIRED Selected in the 14th round of the June 2014 draft

Career Highlights: 2017 – Underwent ACL surgery in late 2016 and missed majority of season. Made rehab appearances in 2 games with GCL Astros in late August, going 2-5 with a double and RBI. Played in 2 games with Mesa Solar Sox of the Arizona Fall League, going 0-5 with a pair of strikeouts.

2016 – Hit .285 with 58 runs, 24 doubles, 3 triples, 11 home runs and 76 RBIs in 130 games between Lancaster and Corpus Christi. Tied for 2nd in the Astros system in RBIs, and slotted 8th in batting average. Named JetHawks Player of the Month for April, batting .301 with 6 doubles, 1 triple, 2 homers, and 11 RBIs in 19 games. With Lancaster, maintained a .435 average and 1.076 OPS in 15 May contests. At the time of his promotion to Corpus Christi, led the California League with a .372 batting average. Made AA debut at Midland on May 20 and hit a game-tying 2-run homer in Corpus Christi's 4-3 victory. Plated 4 runs on a double and a 3-run poke June 13 vs. San Antonio. Put together a season-best 8-game hit streak from July 7-July 16. Had a 7-game hit surge July 19-25: .333 (2 HR, 3 RBI). Registered 22 multi-hit games with Corpus Christi and 10 games with at least a pair of RBIs. Best month at AA level was July (.287-2-11). Went 7-for-18 (.389) with 2 doubles, 1 long ball and 2 RBIs in the Texas League South Division Series. With Lancaster, batted .345 vs. LHP (29 AB) and .380 vs. RHP (108 AB). Hit .276 vs. LHP (87 AB) and .246 vs. RHP (284 AB) with Corpus Christi. Committed 11 errors in 44 games played a third base between Lancaster and Corpus Christi. Batted .352 with 5 doubles, 1 homer and 5 RBIs in 14 assignments for the Glendale Desert Dogs of the Arizona Fall League.

2015 – A Midseason and Postseason Midwest League All-Star, tied for 4th in the league in batting average and slotted 5th in RBIs. Led Quad Cities in average, hits, doubles, RBIs, total bases (182), on-base percentage (.354) and slugging percentage (.434). Also ranked among the club's top 5 in at-bats (2nd), games (3rd), home runs (T-3rd), triples (5th) and walks (5th). Hit safely in 13 of 17 games May 2 – May 20, batting .400 with 15 runs, 6 doubles, 1 triple, 15 RBIs and a .437 OBP. Posted a pair of 4 RBI games (June 7 at South Bend & July 28 at Beloit). Named River Bandits Player of the Month for July, batting .340 with 11 doubles, 2 homers and 24 RBIs. Slugged .510 and reached base at a .378 clip. Cracked a base hit in 31 of final 36 regular-season contests. Featured a .326 average, 11 doubles, 2 triples, 4 home runs, 33 RBIs and a .908 OPS during this period. Performed better on the road (.328-4-34) than at home (.289-2-36), and all 6 home runs were off right-handers.


2014 – Batting average ranked 4th in the Houston system and tied for 4th in the New York-Penn League. A NYPL All-Star, paced the Valley Cats in average, hits, RBIs and total bases (99), while placing 2nd on the club in games, at-bats and doubles. Batted .325 in first 42 games, featuring 14 extra-base hits and 33 RBIs. Posted a .272-1-7 line in the remaining 21 games. Featured 4 RBIs on 2 occasions (July 1 at Vermont & July 24 vs. Staten Island). Also carved out a season-high 4 hits July 1, making the most out of 2 doubles and a 3-run homer. Batted .314 with all 3 dingers against right-handed pitching.

Career Notes: Has played in 179 games at third base, 104 at second and 12 at first.

College Notes: As a redshirt sophomore, started 53 of 54 games for Washington State in 2014 and hit a team-best .340, slotting 6th in the Pac-12. Also tied for 3rd in the conference with 16 doubles and tied for 5th with 70 hits. Career .364 batting average is 3rd all-time by a Cougar.

YEAR	CLUB	AVG	G	AB	R	H	2B	3B	HR	RBI	BB	K	SB
2014	Tri-City (A)	.300	62	233	29	70	16	2	3	40	16	48	2
2015	Quad Cities (A)	.308	110	419	55	129	27	4	6	70	30	65	2
2016	Lancaster (A)	.372	35	137	23	51	2	2	4	29	7	22	5
	Corpus Christi (AA)	.253	95	371	35	94	15	1	7	47	22	60	1
2017	GCL Astros (R)	.400	2	5	0	2	1	0	0	1	0	0	0
	Career Totals	.297	304	1165	142	346	68	9	20	187	75	195	10





ANDREW THOME RHP

BORN January 13, 1993 in St. Cloud, MN

OPENING DAY AGE 25

HEIGHT 6'3

WEIGHT 215

BATS Right

THROWS Right

HOMETOWN St. Cloud, MN

COLLEGE University of North Dakota

ACQUIRED Signed as non-drafted free agent in June 2015

Career Highlights: 2017 – Went 4-5 with a 4.10 ERA and 8 saves in 40 appearances between Buies Creek, Corpus Christi, and Fresno. Ranked 3rd in Astros system with 8 saves. Tossed 59 1/3 innings combined while collecting 46 strikeouts and 22 walks. Began season with 3 scoreless outings for Buies Creek (5 1/3 IP, 4 H, 4 K), including a save on April 7 vs. Winston-Salem. Roughed up in final Carolina League outing on April 18 at Myrtle Beach, allowing 6 runs (4 earned) in 1 inning. Made AA debut on April 23 at Frisco, twirling 2 scoreless frames. In 13 appearances with Corpus Christi during April and May, allowed just 6 earned runs in 18 2/3 innings. Recorded a 2.53 ERA in 8 appearances (10 2/3 IP) during June, including 3 saves in 4 chances. Called up to Fresno in early July, making 3 appearances from July 7-July 18 (3 1/3 IP, 2 ER, 4 H). Returned to Corpus Christi for 5 appearances from July 23-August 8 (9 IP, 2 ER, 5 H). Led Corpus Christi with 7 saves between the 2 stints at AA. Returned to Fresno on August 13 at Albuquerque, giving up a season-high 5 earned runs (4 BB, 2 H) in a single frame. Finished season with pair of scoreless appearances on September 3-4 at Salt Lake (2 2/3 IP, 2 H).


2016 – Pitched to a combined 3.11 ERA with Quad Cities and Lancaster. Went 4 for 5 in save chances with Quad Cities and recorded his first career save on April 13 at Peoria (1 2/3 IP, 0 R). In April, made 7 appearances while holding a 1.10 ERA over 16 1/3 innings. Made 5 appearances in May (2.92 ERA, 12 1/3 IP) while going at least 2 innings or more in 4 of those appearances. Made debut with Lancaster on May 27 vs. High Desert, going 2 scoreless innings in relief. Did not allow a run through 7 1/3 innings (3 appearances) to begin time with the JetHawks. Struggled in June (11 2/3 IP, 10.03 ERA) but bounced back in July (14 IP, 3.21 ERA). Transitioned to closer role in late July and would go on to record 5 saves in 6 California League chances. Was named Lancaster Pitcher of the Month for August (13 1/3 IP, 1.35 ERA, 2 SV). Held a post All-Star break ERA of 2.43 with Lancaster.

2015 – Made professional debut on July 6 at Kingsville with a scoreless inning in relief. Named Appalachian League Pitcher of the Week for August 24-30, striking out 7 over 9 combined shutout frames in victories against Elizabethton and Princeton. Surrendered just 1 earned run in 21 August innings, rendering a 2-1 record and 0.43 ERA. Charged with 1 ER in 7 relief assignments, covering 16 innings. Posted a 1.20 ERA in 4 starts.

College Notes: 4-year member of starting rotation at North Dakota and led the program to its first Western Athletic Conference Tournament in his senior season. Finished career at North Dakota as the program record holder for innings (333 1/3) and shutouts (4). Also ranked second in wins (18) and complete games (17) while ranked third all-time in strikeouts (220).

YEAR	CLUB	W-L	ERA	G	GS	CG	SO	SV	IP	H	R	ER	BB	K
2015	Greenville (R)	2-1	0.87	11	4	0	0	0	31	31	7	3	1	19
	Quad Cities (A)	0-0	0.00	1	0	0	0	0	4	3	1	0	1	2
2016	Quad Cities (A)	2-1	1.88	12	0	0	0	4	28.2	23	8	6	4	16
	Lancaster (A)	1-1	3.86	26	0	0	0	5	46.2	53	23	20	18	36
2017	Buies Creek (A)	0-1	5.68	4	0	0	0	1	6.1	8	6	4	2	6
	Corpus Christi (AA)	4-4	2.85	28	0	0	0	7	41.0	36	15	13	13	33
	Fresno (AAA)	0-0	7.50	8	0	0	0	0	12.0	17	11	10	7	7
Career Totals		9-8	2.97	90	4	0	0	17	169.2	171	71	56	46	119





RYAN THOMPSON RHP

BORN June 26, 1992 in Turner, OR

OPENING DAY AGE 25

HEIGHT 6'6

WEIGHT 220

BATS Right

THROWS Right

HOMETOWN Turner, OR

COLLEGE Campbell University (NC)

ACQUIRED Selected in the 23rd round of the 2014 June draft

Career Highlights: 2017 – Went 2-4 with a 4.05 ERA and 6 saves in 37 games between Corpus Christi and Fresno. Struck out 61 and walked 13 batters in 66 2/3 innings pitched, averaging 4.69 strikeouts per free pass. Ranked 2nd on Corpus Christi in saves and held 1.18 WHIP. Began season with Corpus Christi, hurling a pair of scoreless frames and recoding a save on Opening Day (April 6) at Arkansas. Went a season-high 3 2/3 innings on April 17 vs. Northwest Arkansas, allowing 3 earned runs and striking out 4. Assigned to Fresno on April 20. In first 3 appearances at AAA, went 5 innings combined while allowing 6 earned runs and 10 hits. Placed on 7-day disabled list on April 29. Returned to action on May 15 vs. Nashville, tossing a scoreless inning. Sent back to Corpus Christi on May 17, throwing 1 2/3 innings (0 R, 2 H) at San Antonio. Reassigned to Fresno for rest of May. Struggled on May 22 vs. Memphis, giving up a career-high 7 earned runs (7 H, 1 HR) in just 1 inning. Returned to Corpus Christi on May 30 and was excellent at AA for remainder of season. Recorded 2.25 ERA (16 IP) in June, 2.84 ERA (15 2/3 IP) in July, and 2.86 ERA (15 2/3 IP) in August. Made 2 solid appearances in crucial final series vs. San Antonio on September 2 (3 IP, 0 R) and September 4 (1 1/3 IP, 0 R). With Corpus Christi, was better against right-handed hitters (.226 BAA, 159 AB, 0 HR) than left-handed hitters (.319 BAA, 72 AB, 3 HR). Pair of homers allowed with Fresno came against right-handed hitters.

2016 – Went 5-2 with a 3.35 ERA and 5 saves in 43 games between Lancaster and Corpus Christi. Recorded 65 strikeouts and walked 19 batters in 75 1/3 innings pitched, averaging 3.42 Ks per free pass. Opened the year with Lancaster where 3 of his first 4 outings were of the scoreless variety. Ended JetHawks tenure by going 2-0 with a 0.73 ERA in final 7 appearances. Yielded just a solo home run while striking out 18 against 7 hits in 12 1/3 innings during this stretch. Made AA debut on June 21 at San Antonio, throwing 2 scoreless frames in a 5-1 victory. Went on to hold the lowest ERA of any Corpus Christi pitcher with at least 40 IP. Did not allow a single homer with the Hooks, and permitted earned runs in 5 of his 23 Texas League appearances. Blanked the opposition in 14 of his final 17 assignments (4 R in 30 2/3 IP). Pitched scoreless ball in final 3 regular-season games (6.0 IP). Picked up first save at AA level on July 7 at Springfield (1 IP, 0 ER). Whitewashed Midland over a season-high 4 innings July 17 at Security Bank Ballpark. Held left-handed hitters to a .209 batting average (43 AB) while righties batted at a .225 clip (102 AB). Made 2 postseason appearances in TLDS, surrendering 1 run on 5 hits in 4 total innings.

2015 – Went 5-2 with a 3.00 ERA and 7 saves in 43 games between Quad Cities and Lancaster. Struck out 60 and walked 17 in 63 innings, yielding a WHIP of 1.08.


2014 – A Midseason New York-Penn League All-Star, tied for 3rd in the league in saves. Also ranked 5th in the loop in games finished (15). Led the Valley Cats in appearances. Penned 2 scoreless appearances during the playoffs as Tri-City lost to State College in the NYPL Finals.

Career Notes: Holding the opposition to a .253 average while featuring a 3.53 strikeout-to-walk ratio.

College Notes: In 2014, the senior right-hander went 7-2 with a 1.33 ERA and 17 saves, striking out 87 over 88 innings en route to Third-Team Louisville Slugger All-America honors. Named the 2013 Big South Pitcher of the Year after leading the nation with a 0.88 ERA. Effort made him the first Camel to earn All-America accolades in multiple campaigns.

YEAR	CLUB	W-L	ERA	G	GS	CG	SO	SV	IP	H	R	ER	BB	K
2014	Tri-City (A)	2-1	2.96	23	0	0	0	12	24.1	22	9	8	9	19
2015	Quad Cities (A)	4-2	2.65	38	0	0	0	5	54.1	43	18	16	15	55
	Lancaster (A)	1-0	5.19	5	0	0	0	2	8.2	8	5	5	2	5
2016	Lancaster (A)	2-1	5.09	20	0	0	0	2	35.1	41	21	20	9	42
	Corpus Christi (AA)	3-1	1.80	23	0	0	0	3	40.0	32	9	8	10	23
2017	Fresno (AAA)	0-1	15.26	6	0	0	0	0	7.2	18	13	13	2	6
	Corpus Christi (AA)	2-3	2.59	31	0	0	0	6	59.0	59	24	17	11	55
	Career Totals	14-9	3.41	146	0	0	0	30	229.1	223	99	87	58	205





KYLE TUCKER OF

BORN January 17, 1997 in Tampa, FL

OPENING DAY AGE 21

HEIGHT 6'4

BATS Left

HOMETOWN Tampa, FL

ACQUIRED Selected in the 1st round (5th overall pick) of the 2015 June Draft

WEIGHT 194

THROWS Right

2018 – Entered season as 2nd-best prospect in Astros organization and the No. 16 prospect in Minor League Baseball, according to MLB.com. Earned non-roster invite to Major League spring training. Labeled the “Best Pure Hitter” in Houston’s system, according to *Baseball America*.

2017 – Named the Astros 2017 Minor League Player of the Year after a standout season between Buies Creek and Corpus Christi. Hit .274 with 25 home runs, 90 RBIs, 33 doubles, 5 triples, and 21 stolen bases in 120 games. Was 1 of just 10 minor league players to reach the 20-homer/20-steal plateau. Started in right field at the 2017 SiriusXM Futures Game, going 1-for-3 with an RBI. Ranked 3rd in Houston’s system in home runs, 3rd in RBIs, 1st in extra-base hits (63), 5th in slugging percentage (.528), 2nd in doubles, and 2nd in total bases (245). Played games in right field (37), left field (19), and centerfield (54). Committed 3 errors and held .986 fielding percentage. Began campaign with Buies Creek, and was the 5th-youngest position player in the Carolina League. Hit .301 during April with 3 home runs and 23 RBIs. Went 4-for-5 with a career-high 7 RBIs on April 15 at Winston-Salem, including a 3-run home run. Had 6-game hit streak from April 20-April 26 (7-for-23) with 7 RBIs. Was named Astros Minor League Player of the Month for April. Reached base in 27 consecutive games from April 20-May 20, the 3rd-longest streak in the Carolina League. At time of promotion to Corpus Christi, ranked 2nd in RBIs and 5th in home runs among circuit leaders. Debuted with Corpus Christi on May 30 at Springfield, becoming the 2nd-youngest position player in the Texas League. Hit 1st home run at AA on May 31 at Springfield, a solo home run in the 8th inning. Put together an 11-game hit streak to begin time with Corpus Christi from May 30-June 10, batting .277 (47 AB) during the stretch. Recorded a hit in 34 of 39 games to begin Corpus Christi tenure. Went 2-for-4 with a home run and 3 RBIs on June 20 vs. San Antonio. Registered a 14-game hit streak from June 29-July 27, batting .396 with 3 home runs and 9 RBIs in that span. Struggled in August, batting .196 with 5 home runs, 14 RBIs, and a .269 on-base percentage during the month. Recorded a hit in 15 of final 18 games. Had memorable moment in the nightcap of a doubleheader on August 28 at San Antonio, belting a go-ahead 3-run homer in the 7th inning to propel Corpus Christi to a 12-11 win. Went 9-for-28 with 2 home runs and 10 RBIs in 5 games during September. Played for Mesa Solar Sox in Arizona Fall League and was named an AFL Rising Star, batting .214 with 6 doubles and 9 RBIs in 22 AFL games.

2016 – Hit .285 with 25 doubles, 7 triples, 9 home runs and 69 RBIs and 32 stolen bases in 117 games between Quad Cities and Lancaster. Ranked 9th in the Astros system in batting average, and slotted 5th in stolen bases. Began the year with the River Bandits and was among the 10 youngest players to compete in the Midwest League. The MWL Midseason All-Star boasted the 3rd-most steals in the circuit, despite departing for the California League on August 17. Named the Quad Cities Player of the Month for May, hitting .316 with 7 doubles, 3 triples, 20 RBIs, and 16 stolen bases (most in Midwest League during May) in 26 games. Raised season average from .247 to .326 during a torrid stretch from May 3-May 19, batting .439 (25-for-57) with 11 RBIs. Hit safely in 12 of his 14 June assignments. Struggled in July, hitting .200 with 1 home run and 9 RBIs. Named MWL Player of the Week for August 1-7 after posting a .414-3-6 line. Had accounted for 3 home runs on the season leading up to this surge. Went 2-for-4 in California League debut August 18 at High Desert. Notched 4 hits (3 doubles) and plated 3 runs in 5 at-bats August 31 vs. Rancho Cucamonga. Finished the year on a 5-game hit streak, going 9-for-18 with 2 home runs and 7 RBIs. Was 3.4 years younger than the average Cal League player. Went 5-for-25 with 1 double, 1 home run and 2 RBIs in 5 postseason games. Spent time at every outfield position: LF (21 G, 0 E), CF (64 G, 1 E) and RF (20 G, 2 E). Boasted a .986 FP and recorded 12 assists in 105 games played in the outfield.

Career Notes: Has been successful in 74% (71-for-96) of his steal attempts. Has played games at all 3 outfield spots: left field (40), centerfield (123), and right field (100).

Personal & Prep Notes: Older brother is Braves outfielder and Corpus Christi alum Preston Tucker. Graduated from H.B. Plant High School in Tampa, FL, the alma mater of Hall of Fame third baseman Wade Boggs. Named 2015 Gatorade Florida Baseball Player of the Year, batting .484 with 10 home runs and 27 RBIs as a senior at Plant High.

YEAR	CLUB	AVG	G	AB	R	H	2B	3B	HR	RBI	BB	K	SB
2015	GCL Astros (R)	.208	33	120	19	25	3	2	2	13	9	14	4
	Greenville (R)	.286	30	112	11	32	9	0	1	20	7	15	14
2016	Quad Cities (A)	.276	101	373	43	103	19	5	6	56	40	75	31
	Lancaster (A)	.339	16	59	13	20	6	2	3	13	10	6	1
2017	Buies Creek (A)	.288	48	177	31	51	12	4	9	43	24	45	13
	Corpus Christi (AA)	.265	72	287	39	76	21	1	16	47	22	64	8
Career Totals		.272	300	1128	156	307	70	14	37	192	112	219	71





FRAMBER VALDEZ LHP

BORN November 19, 1993 in Palenque, DR

OPENING DAY AGE 24

HEIGHT 5'11


WEIGHT 216

BATS Left

THROWS Left

HOMETOWN San Cristobal, DR

ACQUIRED Signed by the Astros as a non-drafted free agent in March 2015



Career Highlights: 2018 – Received non-roster invite to Major League spring training. Entered season ranked the No. 16 Astros prospect, according to MLB.com.

2017 – Went 7-8 with a 4.16 ERA in 25 appearances (18 starts) between Buies Creek and Corpus Christi. Threw 110 1/3 innings combined with 126 strikeouts and 52 walks. Ranked 4th among Astros farmhands in strikeouts. Averaged 2.42 strikeouts per walk and 10.3 strikeouts per 9 innings. Opened year at Buies Creek, going 0-3 with a 3.43 ERA in 10 games (7 starts): 53 K, 23 BB, 44 2/3 IP, .179 BAA. Owned a 2.18 ERA in first 6 games (3 starts). Made AA debut with Corpus Christi on June 9 vs. Frisco, tossing 6 innings and giving 2 runs. Returned to Buies Creek for remainder of June. Finished time in Carolina League with start on June 28 vs. Carolina, setting career-highs in innings pitched and strikeouts (8 IP, 11 K) in a 2-1 victory. Rejoined Corpus Christi for July 4 start at Arkansas: 6 IP, 1 R, 2 H, 9 K, 3 BB. Worked 6 innings of 2-run ball for victory on July 26 vs. San Antonio, striking out 7. Held a 7.00 ERA in August (4 GS, 18 IP, 27 H, 14 ER, 2 HR). Lasted just 1/3 innings in start on September 1 at Frisco, allowing 3 earned runs on 3 hits. Finished season with scoreless inning out of bullpen on September 3 vs. San Antonio. Made 6 starts for Mesa Solar Sox in Arizona Fall League (1-1, 3.20 ERA, 19 2/3 IP, 24 H, 14 K, 8 BB).


2016 – Pitched to a combined 3.19 ERA (73 1/3 IP) between Greeneville, Tri-City, Quad Cities, and Lancaster. Sinker prompted a 3.6 groundout-to-flyout ratio. Went back and forth between Greeneville and Tri-City during June and July. Made 2 starts with Greeneville on June 26 at Bristol (4 2/3 IP, 2 ER) and July 2 vs. Kingsport (6 IP, 0 ER). In 4 outings (2 starts) during July with Tri-City, posted a 2.37 ERA (19 IP). Named Appalachian League Pitcher of the Week for June 27-July 3. Made debut with Quad Cities on July 30 at Beloit (5 IP, 1 ER). In 5 starts during August, threw 30 1/3 IP while registering a 3.26 ERA. Promoted to Lancaster for 1 start on September 5 vs. Inland Empire and allowed 3 ER through 5 2/3 innings. Held left-handed hitters to a combined .243 BAA (78 AB).

2015 – Picked up 3 multi-inning saves with DSL Astros (1 1/3 IP, 2 IP, 4 IP).

Career Notes: Averaging 9.8 strikeouts per 9 innings & 2.62 Ks per walk.

YEAR	CLUB	W-L	ERA	G	GS	CG	SO	SV	IP	H	R	ER	BB	K
2015	DSL Astros (R)	4-1	3.68	16	0	0	0	3	36.2	36	19	15	17	36
2016	Greeneville (R)	1-0	1.69	2	2	0	0	0	10.2	7	2	2	3	15
	Tri-City (A)	2-1	3.74	5	2	0	0	0	21.2	22	10	9	7	28
	Quad Cities (A)	1-3	3.06	6	6	1	0	0	35.1	31	15	12	11	35
	Lancaster (A)	0-1	4.76	1	1	0	0	0	5.2	8	5	3	2	1
	Buies Creek (A)	2-3	2.79	13	9	0	0	1	61.1	41	24	19	29	73
2017	Corpus Christi (AA)	5-5	5.88	12	9	0	0	0	49.0	60	33	32	23	53
Career Totals		15-14	3.76	55	29	1	0	4	220.1	205	108	92	92	241





FORREST WHITLEY RHP

BORN September 15, 1997 in San Antonio, TX

OPENING DAY AGE 20

HEIGHT 6'7

WEIGHT 207

BATS Right

THROWS Right

HOMETOWN San Antonio, TX

ACQUIRED Selected in the 1st round (5th overall pick) of the June 2016 draft

Career Highlights: 2018 – Entered season as Houston's best overall prospect and the 9th-best prospect in Minor League Baseball, according to MLB.com. Has the "Best Slider" and "Best Changeup" among Astros minor league pitchers, according to *Baseball America*.

2017 – Named the Astros Minor League Pitcher of the Year after going 5-4 with a 2.83 ERA in 23 games (18 starts) between Quad Cities, Buies Creek, and Corpus Christi. Ranked 2nd among Houston's minor league pitchers in strikeouts (143) in 92 1/3 innings. Walked just 34 batters. Had a 1.21 WHIP. Averaged 13.9 strikeouts per-9 innings and 4.21 strikeouts-per-walk. Started campaign with Quad Cities, going 5 scoreless frames (1 H, 6 K, 2 BB) in season debut on April 11 at Peoria. Went 5 scoreless innings again (1 H, 6 K, 1 BB) on May 18 at Kane County. Best month in Midwest League came in June, posting a 1.74 ERA in 5 games (4 starts) while throwing 20 2/3 innings with 31 strikeouts and 12 walks. Went 4 2/3 scoreless innings with 7 strikeouts on June 11 at Beloit. Tossed 3 2/3 scoreless innings in relief with 8 strikeouts on June 16 at Beloit. Finished time with Quad Cities after 5 1/3 scoreless innings (4 H, 6 K, 4 BB) on June 28 at Wisconsin. Made Buies Creek debut on July 3 vs. Potomac, going 5 no-hit innings (9 K, 1 BB). On July 15 vs. Frederick, struck out 10 batters and gave up 3 hits in 5 2/3 innings while throwing a season-high 98 pitches. Promoted to Corpus Christi in mid-August. Made Texas League debut on August 17 at Tulsa, registering a career-high 11 strikeouts and allowing 2 hits in 6 scoreless innings. Went 2 scoreless frames (4 K, 3 BB) out of the bullpen on August 25 at San Antonio. Allowed 3 earned runs in final 2 outings (6 2/3 IP, 6 H, 11 K, 1 BB) to finish campaign.


2016 – Started with GCL Astros in late July before being called up to Greeneville. Made Appalachian League debut on August 12 vs. Johnson City, tossing 2 2/3 innings and allowing 0 earned runs (5 H, 3 K). Went 3 innings (1 ER, 2 H, 3 K, 0 BB) on August 18 at Danville. Finished season with 3 innings (1 ER, 1 H, 6 K, 1 BB) on August 28 vs. Elizabethton.

Career Notes: In 2017, became only the 5th high school 1st round pick to pitch in Double-A during 1st full pro season in this century. The previous 4 pitchers were Chad Billingsley, Zack Greinke, Clayton Kershaw, and Dylan Bundy. Holding hitters to a .234 batting average against in minor league career. Averaging 13.7 strikeouts per-9 innings.

Personal Notes: Went to Alamo Heights High School in San Antonio, leading the program to a Class 5A semifinal victory over College Station. Posted a 9-1 record with a 0.31 ERA during senior season, striking out 126 batters in 68 innings. Played on the USA Baseball 18U National Team. Named to the Rawlings-Perfect Game 1st Team All-America and Texas All-Region 1st Team.

YEAR	CLUB	W-L	ERA	G	GS	CG	SO	SV	IP	H	R	ER	BB	K
2016	GCL Astros (R)	1-1	7.36	4	2	0	0	0	7.1	8	6	6	3	13
	Greeneville (R)	0-1	3.18	4	4	0	0	0	11.1	11	6	4	3	13
2017	Quad Cities (A)	2-3	2.91	12	10	0	0	0	46.1	42	16	15	21	67
	Buies Creek (A)	3-1	3.16	7	6	0	0	0	31.1	28	11	11	9	50
	Corpus Christi (AA)	0-0	1.84	4	2	0	0	0	14.2	8	3	3	4	26
Career Totals		6-6	3.16	31	24	0	0	0	111.0	97	42	39	40	169





ALEX WINKELMAN LHP

BORN February 8, 1994 in Crystal City, MO

OPENING DAY AGE 24

HEIGHT 6'2

WEIGHT 192

BATS Left

THROWS Left

HOMETOWN Crystal City, MO

COLLEGE Southeast Missouri

ACQUIRED Selected in the 21st round of the June 2015 draft

Career Highlights: 2017 – Went 4-7 with a 3.21 ERA in 103 2/3 innings between Buies Creek and Corpus Christi. Allowed 107 hits, 35 walks, and struck out 110 batters in 26 appearances (15 starts). Ranked 3rd among Houston minor league pitchers in ERA and 5th in strikeouts per-9 innings (9.5). Also ranked 5th in strikeouts-per-walk (3.14). Began season with 3 straight scoreless outings (14 1/3 IP, 4 H, 21 K, 1 BB). Registered a career-high 10 strikeouts in 6 scoreless innings on April 18 at Myrtle Beach. Named Carolina League Pitcher of the Week on April 23. Went 2/3 IP and allowed 5 ER (6 H) on April 26 at Winston-Salem. Finished time at Buies Creek with 4 consecutive outings without allowing an earned run from May 1-May 17 (17 1/3 IP, 12 H, 25 K, 4 BB). Made Corpus Christi debut on May 24 vs. Springfield, allowing 1 earned run and 10 hits in 6 innings. Struggled during June, posting a 6.43 ERA in 14 innings (10 ER, 21 H, .323 BAA). Rebounded in July with a 3.07 ERA in 29 1/3 innings (10 ER, 28 H, 21 K, 10 BB). Made longest no-hit bid in Corpus Christi franchise history on July 19 vs. Frisco, tossing 8 2/3 no-hit frames (6 K, 2 BB) until Andy Ibanez hit a single to break up the effort. Named Texas League Pitcher of the Week on July 23. In August, posted a 5.51 ERA in 5 appearances (2 GS, 16 1/3 IP, 19 K, 9 BB). Finished campaign with 3 straight scoreless relief outings from August 28-September 2 (7 1/3 IP, 6 H, 8 K, 3 BB). Went 3 2/3 scoreless frames (3 H, 4 K, 2 BB) in final outing on September 2 vs. San Antonio.


2016 – Went 6-7 with a 5.45 ERA in 26 games (9 starts) between Quad Cities, GCL Astros, Tri-City and Lancaster. Threw 76 innings while posting 77 strikeouts and 41 walks. Roughed up in season debut on April 7 at Cedar Rapids, allowing 6 earned runs in 2 1/3 innings. Bounced back on April 12 at Peoria, tossing 5 scoreless innings (2 H, 3 K, 2 BB). Went 5 scoreless innings (6 H, 3 K, 1 BB) on April 24 at Kane County. On May 15 at Beloit, threw season-high 6 scoreless innings (1 H, 7 K, 1 BB). Promoted to Lancaster in late May. Allowed 6 earned runs over 3 innings during Lancaster debut on May 26 vs. Stockton. Placed on 7-day disabled list on June 1. Made 2 rehab appearances with GCL Astros on July 2 and July 8 (7 IP, 0 R, 4 H, 9 K, 1 BB). Made another rehab appearance on July 13 with Tri-City, tossing 4 innings (3 ER, 6 H, 5 K, 0 BB). Returned to Lancaster on with start on July 22 vs. High Desert, going 2 2/3 IP and allowing 6 earned runs with 6 walks. Appeared exclusively out of bullpen for rest of campaign. Had 3 consecutive scoreless appearances from August 12-August 19 (4 1/3 IP, 3 H, 5 K, 1 BB). Allowed 4 earned runs in 2 innings on August 25 vs. High Desert. Made longest outing after injury with 3 1/3 innings (2 ER, 3 H, 8 K, 1 BB) to finish season on September 4 vs. Inland Empire.

2015 – Began pro career with Greeneville, making debut on June 23 at Bristol (2 IP, 0 ER, 3 K, 1 BB). Promoted to Tri-City in July. Posted a 1.72 ERA in 4 appearances (2 starts) with Tri-City during July. Named Tri-City Pitcher of the Month for July (15 2/3 IP, 3 ER, 11 H, 19 K, 2 BB). Named a New York-Penn League Midseason All-Star.

College Notes: Helped Southeast Missouri to consecutive Ohio Valley Conference regular-season titles in 2014 and 2015.

YEAR	CLUB	W-L	ERA	G	GS	CG	SO	SV	IP	H	R	ER	BB	K
2015	Greeneville (R)	2-1	4.35	4	1	0	0	0	10.1	12	6	5	5	14
	Tri-City (A)	5-1	3.83	11	7	0	0	0	42.1	43	20	18	8	45
2016	Quad Cities (A)	5-1	3.72	8	5	0	0	0	36.1	31	16	15	15	37
	GCL Astros (R)	0-0	0.00	2	1	0	0	0	7.0	4	0	0	1	9
	Tri-City (A)	0-1	6.75	1	1	0	0	0	4.0	6	3	3	0	5
	Lancaster (A)	1-5	8.79	15	2	0	0	0	28.2	40	32	28	25	26
2017	Buies Creek (A)	2-0	1.39	8	5	0	0	0	32.1	22	7	5	6	46
	Corpus Christi (AA)	2-7	4.04	18	10	0	0	0	71.1	85	54	32	29	64
Career Totals		17-16	4.11	67	32	0	0	0	232.1	243	138	106	89	246





STEPHEN WRENN OF

BORN October 7, 1994 in Marietta GA

OPENING DAY AGE 23

HEIGHT 6'1

WEIGHT 184

BATS Right

THROWS Right

HOMETOWN Marietta GA

COLLEGE Georgia

ACQUIRED Selected in the 6th round of the June 2016 draft

Career Highlights: 2017 – Hit .258 with 7 home runs, 36 RBIs, and 18 stolen bases between Quad Cities and Buies Creek. Had 17 doubles and 6 triples. Versatile outfielder made starts in left field (13), centerfield (45), and right field (57), committing just 1 error in 286 total chances. Had a .997 fielding percentage. Batted .266 (334 AB) against right-handed pitchers and .235 (132 AB) against right-handers. Excelled when leading off an inning, batting .349 (109 AB). Hit .282 in April (3 HR, 7 RBIs) and .292 in May (4 RBIs) with Quad Cities. Made Buies Creek debut on May 31 vs. Carolina (1-for-5, SB). Went 3-for-4 with 2 RBI on June 4 vs. Myrtle Beach. Hit .182 (88 AB) in June. Belted 1st home run for Buies Creek on June 27 vs. Carolina. Hit home runs in consecutive games on July 3 vs. Potomac and July 4 at Myrtle Beach (4 RBIs). Best month in Carolina League came in August, hitting .337 (98 AB) with 19 runs scored. Went 4-for-5 on August 18 at Down East. Had 3 straight multi-hit games from August 27-August 30 (7-for-12).

2016 – Hit .260 with 12 home runs and 39 RBIs between Tri-City and Quad Cities. Had 15 doubles, 5 triples, and 15 stolen bases. Made pro debut on June 17 vs. Connecticut, going 2-for-4 with a home run and 4 runs scored. Hit .327 (55 AB) in first 13 games (6 HR, 11 RBI, 16 R). Made Midwest League debut on July 27 vs. Peoria, going 2-for-4. Had 4-game hit streak to start tenure at Quad Cities (6-for-17). Put together 9-game hit streak from August 7-August 17, including a 3-for-4 night on August 13 at Peoria.

Career Notes: Holds a career .991 fielding percentage in 188 games, committing just 4 errors. Has played games in centerfield (90), right field (62), and left field (38). Has a 77% stolen base percentage (43 attempts).

College Notes: 3-year starter at Georgia, posting a .292 career batting average. Stole 56 bases and held a fielding percentage of .994 in SEC career.

YEAR	CLUB	AVG	G	AB	R	H	2B	3B	HR	RBI	BB	K	SB
2016	Tri-City (A)	.282	36	149	30	42	8	2	9	27	18	40	8
	Quad Cities (A)	.236	35	140	16	33	7	3	3	12	7	38	7
2017	Quad Cities (A)	.288	42	160	29	46	10	2	3	11	18	46	8
	Buies Creek (A)	.242	83	306	36	74	7	4	4	25	32	66	10
Career Totals		.258	196	755	111	195	32	11	19	75	75	190	33





FRANCHISE HISTORY



1968-1973 Memphis Blues (Mets) Memphis, Tennessee
1974 Victoria Toros (Mets) Victoria, Texas
1975-1990 Jackson Mets (Mets) Jackson, Mississippi
1991-1999 Jackson Generals (Astros) Jackson, Mississippi
2000-2004 Round Rock Express (Astros) Round Rock, Texas
2005-present Corpus Christi Hooks (Astros) Corpus Christi, Texas

From Blues to Hooks – A Brief History

2018 marks the 14th season of Hooks Baseball and the club's fifth under the ownership of the Houston Astros. Following a 45-year hiatus, professional Texas League baseball returned to the Sparkling City in 2005 thanks to a series of events involving numerous groups and organizations. The Hooks, however, are not the same franchise as the one that called Corpus Christi home back in 1958 and 1959. The current franchise was born during the tumultuous decade of the 1960s, in a city well outside the state of Texas.

The history of the Hooks' franchise dates all the way back to 1968, when it got its start in the Texas League as the Memphis Blues. That club won the league crown twice, in 1969 and 1973. In 1974, the franchise moved to Victoria, Texas, where it captured the league title in its lone season as the Toros. The following year, 1975, the club found itself in Jackson, Mississippi, where it remained for the next 25 seasons, first as the Mets (1975-1990) then as the Generals (1991-1999). The franchise enjoyed tremendous success on the field during that quarter-century, qualifying for the playoffs 13 times and winning the TL championship on five occasions (1981, 1984, 1985, 1993 and 1996). During one incredible stretch (1980-1987), Jackson dominated the league, making it to eight consecutive postseasons.

Hall of Famer Nolan Ryan and his group stepped in following the 1998 season and acquired the franchise, moving it from Jackson to Round Rock in time for the 2000 season. True to the winning history of the franchise, the Round Rock Express, led by the likes of Morgan Ensberg and Roy Oswalt, powered their way to the Texas League title in that first season at Dell Diamond. The Express, which shattered league attendance records throughout their five-year run, also qualified for postseason play in four of those five seasons.

The move of the franchise from Round Rock to Corpus Christi following the 2004 season was made possible when the owners of the Express, Ryan-Sanders Baseball, acquired the Triple-A franchise in Edmonton, Alberta, Canada and announced their intention to move the club to Round Rock. That paved the way for the Double-A franchise to relocate to the Texas Gulf Coast.

Led by outfielders Hunter Pence and Josh Anderson, the Hooks defeated Wichita three games to one to capture the league title in 2006. That marked the 10th championship in franchise history, which after the 2017 campaign spans 50 seasons.

The sale of the Hooks from Ryan-Sanders Baseball to the Astros was completed in October 2013. With a new stadium lease agreement in place, the franchise has guaranteed its presence in Corpus Christi thru 2034.

In 13 seasons, the Hooks have graduated 101 players to the major leagues and have had another 55 players with big-league experience wear the Corpus Christi uniform. In all, a total of 436 men have played for the Hooks.





FRANCHISE RECORDS

YEAR	TEAM	RECORD	PCT	FINISH
1968	Blues	67-69	.493	Fifth
1969	Blues	66-65	.504	Fourth: won Western Division; League Champions
1970	Blues	69-67	.507	Third: won Western Division
1971	Blues	69-70	.496	Second: Dixie Association - Central
1972	Blues	75-64	.540	Third
1973	Blues	77-61	.558	First: won Eastern Division; League Champions
1974	Toros	79-57	.581	First: won Eastern Division; League Champions
1975	Mets	65-65	.500	Second
1976	Mets	69-66	.511	Second
1977	Mets	62-68	.477	Fourth
1978	Mets	76-58	.567	Second: won Eastern Division
1979	Mets	70-65	.519	Third
1980	Mets	74-62	.544	Third
1981	Mets	68-66	.507	Second: won Eastern Division; League Champions
1982	Mets	68-65	.511	Second
1983	Mets	69-67	.507	Third: won Eastern Division
1984	Mets	83-53	.610	Second: won Eastern Division; League Champions
1985	Mets	73-63	.537	Second: won Eastern Division; League Champions
1986	Mets	72-63	.533	Third: won Eastern Division
1987	Mets	70-66	.515	Third: won Eastern Division
1988	Mets	61-75	.449	Fourth
1989	Mets	61-74	.452	Fourth
1990	Mets	73-62	.541	First: won Eastern Division
1991	Generals	70-66	.515	Second
1992	Generals	61-74	.452	Third
1993	Generals	73-62	.541	First: won Eastern Division; League Champions
1994	Generals	74-61	.548	First: won Eastern Division
1995	Generals	62-73	.459	Third
1996	Generals	70-70	.500	Third: won Eastern Division; League Champions
1997	Generals	66-73	.475	Third
1998	Generals	70-70	.500	Third
1999	Generals	68-72	.486	Third
2000	Express	83-57	.593	First: won Western Division; League Champions
2001	Express	86-54	.614	First: won Western Division
2002	Express	75-65	.536	Fourth: won Western Division
2003	Express	46-94	.329	Fourth
2004	Express	86-54	.614	First: won Western Division
2005	Hooks	64-76	.457	Third
2006	Hooks	76-63	.547	Second: won South Division; League Champions
2007	Hooks	67-73	.479	Fourth
2008	Hooks	55-85	.393	Fourth
2009	Hooks	61-79	.436	Fourth
2010	Hooks	63-77	.450	Fourth
2011	Hooks	50-90	.357	Fourth
2012	Hooks	81-59	.579	First
2013	Hooks	83-57	.593	First
2014	Hooks	67-73	.479	Fourth
2015	Hooks	89-51	.636	First
2016	Hooks	85-55	.607	First
2017	Hooks	67-71	.486	Third



MEDIA GUIDE 2018



2017 TEAM AND INDIVIDUAL STATS

BATTERS	AVG	G	AB	R	H	2B	3B	HR	RBI	BB	SO	SB	OBP	SLG	E
Bernal, Ihan	.000	1	1	0	0	0	0	0	0	0	1	0	.000	.000	
Birk, Ryne	.246	37	126	13	31	2	0	7	24	7	22	1	.286	.429	5
Boyd, Bobby	.186	26	86	8	16	3	1	2	7	7	24	3	.253	.314	3
Canelon, Carlos	.208	8	24	4	5	0	0	1	1	3	8	0	.296	.333	1
Correa, Carlos	.300	2	10	2	3	1	0	0	1	0	1	0	.300	.400	1
Davis, J.D.	.279	87	351	49	98	18	0	21	60	31	90	5	.340	.510	13
De La Cruz, Bryan	.179	10	28	4	5	2	0	1	5	2	7	0	.250	.357	1
Ferguson, Drew	.292	84	312	55	91	18	0	8	32	45	77	15	.390	.426	1
Garcia, Alejandro	.202	42	163	13	33	7	2	3	16	4	29	2	.244	.325	0
Gattis, Evan	.000	2	5	1	0	0	0	0	0	2	2	0	.286	.000	0
Hyde, Mott	.207	26	82	12	17	1	0	2	6	12	32	5	.330	.293	3
Johnson, Spencer	.158	5	19	1	3	0	0	0	1	0	8	0	.158	.158	0
Laureano, Ramon	.227	123	463	65	105	21	6	11	55	40	110	24	.298	.369	4
Marisnick, Jake	.429	2	7	2	3	1	0	1	2	0	2	0	.429	1.000	0
Martin, Jason	.273	79	300	38	82	24	3	11	37	19	82	7	.319	.483	1
Mayfield, Jack	.289	70	270	39	78	16	2	14	44	17	57	7	.330	.519	11
McCall, Dextere	.242	37	128	17	31	3	1	6	13	6	39	0	.276	.422	2
Michelena, Arturo	.210	52	162	15	34	2	0	1	9	10	42	0	.263	.241	5
Muniz, Bryan	.203	32	118	11	24	5	0	1	6	4	30	0	.236	.271	2
Noel, Rico	.185	7	27	1	5	0	0	1	3	3	10	2	.267	.296	0
Nunez, Antonio	.223	114	363	34	81	7	2	2	25	45	100	8	.316	.270	22
Ritchie, Jamie	.256	76	242	27	62	8	1	3	20	45	44	3	.382	.335	9
Sanchez-Galan, Ozziel		1	0	1	0	0	0	0	0	0	0	0			0
Singleton, Jon	.205	117	385	55	79	20	0	18	62	107	132	3	.376	.397	9
Stassi, Max	.444	3	9	5	4	1	0	2	4	3	3	0	.615	1.222	0
Straw, Myles	.239	13	46	9	11	0	0	0	3	7	9	2	.340	.239	0
Stubbs, Garrett	.236	75	263	36	62	13	0	4	25	32	44	8	.324	.331	3
Trompiz, Kristian	.222	17	54	3	12	0	0	0	4	2	13	2	.250	.222	6
Tucker, Kyle	.265	72	287	39	76	21	1	16	47	22	64	8	.325	.512	1
Walsh, Colin	.146	12	41	5	6	2	0	1	4	10	14	0	.327	.268	4
Wolfe, Tyler	.152	12	33	5	5	1	0	2	6	1	12	0	.200	.364	0
Woodward, Trent	.259	44	143	17	37	6	0	4	20	21	41	0	.365	.385	3
Team Total	.242	138	4548	586	1099	203	19	143	542	507	1149	105	.324	.389	125

PITCHERS	W-L	ERA	G	GS	CG	SHO	SV	IP	H	R	ER	HR	BB	SO
Armenteros, Rogelio	2-3	1.93	14	10	0	0	1	65.1	49	15	14	3	19	74
Bostick, Akeem	6-6	4.59	18	13	0	0	0	80.1	97	42	41	7	20	58
Comer, Kevin	0-0	0.00	2	0	0	0	1	3.0	1	0	0	0	0	5
Deemes, Ryan	0-0	7.71	1	0	0	0	0	2.1	3	2	2	1	0	3
Deetz, Dean	4-2	1.82	8	6	0	0	0	39.2	27	8	8	3	9	42
Dorris, Jacob	1-2	3.99	23	0	0	0	3	38.1	38	21	17	5	15	47
Dykxhoorn, Brock	3-5	4.62	25	16	0	0	1	99.1	109	54	51	9	40	84
Emanuel, Kent	5-5	4.60	16	11	0	0	0	74.1	95	42	38	7	17	63
Feliz, Michael	0-0	0.00	1	0	0	0	0	1.0	0	0	0	0	1	1
Ferrell, Riley	2-2	3.81	36	0	0	0	4	52.0	51	24	22	2	14	55
Freeman, Michael	2-0	3.15	14	0	0	0	1	20.0	21	9	7	1	16	14
Garza, Ralph	1-1	4.97	15	0	0	0	0	25.1	23	14	14	4	18	23
Harris, Will	0-0	0.00	1	0	0	0	0	1.0	0	0	0	0	0	1
Hernandez, Nick	1-2	5.84	14	0	0	0	1	24.2	17	20	16	7	15	22
Hill, Kevin	1-0	0.00	2	0	0	0	0	5.1	3	0	0	0	3	2
Hiraldo, Carlos	0-0	3.68	3	0	0	0	0	7.1	10	3	3	1	5	5
James, Josh	4-8	4.38	21	11	0	0	3	76.0	79	48	37	1	32	72
Keuchel, Dallas	0-0	0.00	1	1	0	0	0	3.0	2	0	0	0	1	3
McCullers Jr., Lance	1-0	3.60	1	1	0	0	0	5.0	5	2	2	0	1	2
McHugh, Collin	0-0	3.60	4	4	0	0	0	15.0	18	10	6	1	4	11
Minnis, Albert	0-0	0.00	3	0	0	0	0	2.2	2	1	0	0	0	1
Morton, Charlie	0-0	0.00	1	1	0	0	0	4.1	1	2	0	0	2	5
Perez, Cionel	0-0	5.54	4	3	0	0	0	13.0	15	8	8	1	5	10
Perez, Franklin	2-1	3.09	7	6	0	0	1	32.0	33	13	11	2	11	25
Peterson, Eric	1-2	12.15	8	0	0	0	0	13.1	29	19	18	3	4	9
Quiala, Yoanys	4-4	2.86	12	7	0	0	0	50.1	65	26	16	3	11	33
Ramirez, Yohan	0-0	1.93	1	1	0	0	0	4.2	3	1	1	1	1	8
Sipp, Tony	0-0	0.00	1	1	0	0	0	1.0	0	0	0	0	1	2
Smith, Kyle	2-1	2.33	12	8	0	0	2	54.0	44	19	14	1	15	46
Sneed, Cy	9-5	5.01	22	14	0	0	1	97.0	117	61	54	12	33	81
Stutzman, Sean	1-1	3.51	13	0	0	0	0	25.2	23	10	10	4	9	30
Thome, Andrew	4-4	2.85	28	0	0	0	7	41.0	36	15	13	3	13	33
Thompson, Ryan	2-3	2.59	31	0	0	0	6	59.0	59	24	17	3	11	55
Thornton, Trent	1-2	6.06	4	3	0	0	0	16.1	25	14	11	2	0	13
Valdez, Framber	5-5	5.88	12	9	0	0	0	49.0	60	33	32	4	23	53
Waller, Andrew	1-0	6.28	9	0	0	0	1	14.1	23	12	10	1	2	14
Whitley, Forrest	0-0	1.84	4	2	0	0	0	14.2	8	3	3	1	4	26
Winkelman, Alex	2-7	4.04	18	10	0	0	0	71.1	85	54	32	6	29	64
Team Total	67-71	3.95	138	138	0	9	33	1202.0	1276	629	527	99	404	1095



MEDIA GUIDE 2018



2017 HOME STATS

BATTERS	AVG	G	AB	R	H	2B	3B	HR	RBI	BB	SO	SB	OBP	SLG	E
Birk, Ryne	.172	18	58	4	10	1	0	1	6	4	13	0	.241	.226	3
Boyd, Bobby	.212	16	52	6	11	3	1	1	2	4	13	2	.365	.281	3
Canelon, Carlos	.143	5	14	1	2	0	0	1	1	2	5	0	.357	.250	0
Davis, J.D.	.268	45	179	23	48	8	0	9	27	19	44	1	.464	.340	5
De La Cruz, Bryan	.059	6	17	1	1	1	0	0	3	1	5	0	.118	.111	0
Ferguson, Drew	.321	44	165	29	53	12	0	5	18	21	29	7	.485	.407	0
Garcia, Alejandro	.212	22	85	6	18	3	2	1	7	2	17	0	.329	.256	0
Gattis, Evan	.000	2	5	1	0	0	0	0	0	2	2	0	.000	.286	0
Hyde, Mott	.239	14	46	6	11	1	0	1	4	6	14	4	.326	.352	2
Laureano, Ramon	.247	61	227	35	56	10	3	7	29	24	60	14	.410	.327	1
Marisnick, Jake	.429	2	7	2	3	1	0	1	2	0	2	0	1.000	.429	0
Martin, Jason	.255	39	145	21	37	9	1	6	17	7	45	4	.455	.294	0
Mayfield, Jack	.269	33	130	19	35	11	1	7	15	7	31	4	.531	.304	4
McCall, Dexture	.288	18	59	10	17	2	1	4	8	1	17	0	.559	.300	2
Michelena, Arturo	.202	27	84	8	17	0	0	1	7	6	26	0	.238	.253	1
Muniz, Bryan	.179	18	67	7	12	4	0	1	3	1	15	0	.284	.203	2
Noel, Rico	.286	4	14	1	4	0	0	1	1	2	5	0	.500	.375	0
Nunez, Antonio	.220	54	164	18	36	2	0	1	10	26	38	4	.250	.328	11
Ritchie, Jamie	.242	38	124	14	30	1	0	1	10	20	23	2	.274	.362	4
Sanchez-Galan, Ozziel		1	0	1	0	0	0	0	0	0	0	0			0
Singleton, Jon	.209	57	187	27	39	10	0	10	34	51	62	1	.422	.380	4
Straw, Myles	.273	6	22	2	6	0	0	0	2	3	2	1	.273	.360	0
Stubbs, Garrett	.254	39	130	17	33	8	0	3	18	22	23	5	.385	.372	1
Trompiz, Kristian	.231	9	26	1	6	0	0	0	3	1	5	1	.231	.259	2
Tucker, Kyle	.238	32	126	20	30	8	0	10	31	9	28	2	.540	.293	1
Walsh, Colin	.217	6	23	4	5	1	0	1	3	3	5	0	.391	.308	3
Wolfe, Tyler	.182	9	22	4	4	1	0	2	6	1	9	0	.500	.250	0
Woodward, Trent	.254	20	63	7	16	2	0	2	8	10	19	0	.381	.373	0
Team Total	.241	69	2241	295	540	99	9	77	275	255	557	52	.396	.325	54

PITCHERS	W-L	ERA	G	GS	CG	SHO	SV	IP	H	R	ER	HR	BB	SO
Armenteros, Rogelio	2-1	1.73	8	5	0	0	0	36.1	30	7	7	2	10	41
Bostick, Akeem	3-4	4.37	9	9	0	0	0	45.1	52	22	22	6	10	37
Deemes, Ryan	0-0	7.71	1	0	0	0	0	2.1	3	2	2	1	0	3
Deetz, Dean	2-2	1.95	6	4	0	0	0	27.2	21	6	6	2	6	30
Dorris, Jacob	1-0	6.06	11	0	0	0	1	16.1	21	11	11	3	4	24
Dykxhoorn, Brock	3-1	2.50	11	8	0	0	0	54.0	46	18	15	3	15	52
Emanuel, Kent	4-2	3.12	9	5	0	0	0	43.1	50	18	15	2	12	36
Feliz, Michael	0-0	0.00	1	0	0	0	0	1.0	0	0	0	0	1	1
Ferrell, Riley	2-1	4.26	23	0	0	0	0	31.2	29	17	15	0	10	33
Freeman, Michael	1-0	2.61	8	0	0	0	1	10.1	11	3	3	0	9	4
Garza, Ralph	0-1	5.93	8	0	0	0	0	13.2	14	9	9	1	11	12
Harris, Will	0-0	0.00	1	0	0	0	0	1.0	0	0	0	0	0	1
Hernandez, Nick	0-1	5.79	6	0	0	0	0	9.1	5	7	6	2	8	12
Hill, Kevin	0-0	0.00	1	0	0	0	0	2.2	2	0	0	0	2	1
Hiraldo, Carlos	0-0	9.00	1	0	0	0	0	2.0	1	2	2	1	3	0
James, Josh	1-4	2.59	11	6	0	0	3	41.2	28	17	12	0	18	43
Keuchel, Dallas	0-0	0.00	1	1	0	0	0	3.0	2	0	0	0	1	3
McHugh, Collin	0-0	1.29	3	3	0	0	0	14.0	11	6	2	1	3	11
Minnis, Albert	0-0	0.00	1	0	0	0	0	0.2	1	1	0	0	0	1
Perez, Cionel	0-0	0.00	1	1	0	0	0	5.2	3	0	0	0	1	4
Perez, Franklin	1-0	2.08	3	2	0	0	1	13.0	11	3	3	0	5	12
Peterson, Eric	0-2	14.21	4	0	0	0	0	6.1	13	10	10	3	3	3
Quijala, Yoanys	2-2	3.98	5	4	0	0	0	20.1	27	12	9	3	4	12
Ramirez, Yohan	0-0	1.93	1	1	0	0	0	4.2	3	1	1	1	1	8
Sipp, Tony	0-0	0.00	1	1	0	0	0	1.0	0	0	0	0	1	2
Smith, Kyle	0-1	3.60	6	3	0	0	2	25.0	25	11	10	1	6	22
Sneed, Cy	5-1	4.65	11	6	0	0	0	50.1	51	28	26	7	15	50
Stutzman, Sean	1-0	2.40	7	0	0	0	0	15.0	13	4	4	2	3	21
Thome, Andrew	3-2	3.32	13	0	0	0	2	19.0	15	8	7	3	7	12
Thompson, Ryan	1-1	1.67	15	0	0	0	3	27.0	22	7	5	1	4	27
Thornton, Trent	1-1	6.75	2	1	0	0	0	8.0	14	8	6	1	0	4
Valdez, Framber	3-2	4.05	6	4	0	0	0	26.2	26	12	12	3	12	25
Walter, Andrew	1-0	1.50	4	0	0	0	0	6.0	7	1	1	0	1	6
Whitley, Forrest	0-0	4.15	1	1	0	0	0	4.1	2	2	2	1	0	6
Winkelman, Alex	1-2	2.06	8	4	0	0	0	39.1	39	19	9	4	12	38
Team Total	38-31	3.32	69	69	0	7	13	628.0	598	272	232	54	198	597



MEDIA GUIDE 2018



2017 ROAD STATS

BATTERS	AVG	G	AB	R	H	2B	3B	HR	RBI	BB	SO	SB	OBP	SLG	E
Bernal, Ihan	.000	1	1	0	0	0	0	0	0	0	1	0	.000	.000	
Birk, Ryne	.309	19	68	9	21	1	0	6	18	3	9	1	.588	.338	2
Boyd, Bobby	.147	10	34	2	5	0	0	1	5	3	11	1	.235	.211	0
Canelon, Carlos	.300	3	10	3	3	0	0	0	0	1	3	0	.300	.364	1
Correa, Carlos	.300	2	10	2	3	1	0	0	1	0	1	0	.400	.300	1
Davis, J.D.	.291	42	172	26	50	10	0	12	33	12	46	4	.558	.340	8
De La Cruz, Bryan	.364	4	11	3	4	1	0	1	2	1	2	0	.727	.429	1
Ferguson, Drew	.259	40	147	26	38	6	0	3	14	24	48	8	.361	.370	1
Garcia, Alejandro	.192	20	78	7	15	4	0	2	9	2	12	2	.321	.232	0
Hyde, Mott	.167	12	36	6	6	0	0	1	2	6	18	1	.250	.302	1
Johnson, Spencer	.158	5	19	1	3	0	0	0	1	0	8	0	.158	.158	0
Laureano, Ramon	.208	62	236	30	49	11	3	4	26	16	50	10	.331	.270	3
Martin, Jason	.290	40	155	17	45	15	2	5	20	12	37	3	.510	.341	1
Mayfield, Jack	.307	37	140	20	43	5	1	7	29	10	26	3	.507	.353	7
McCall, Dexture	.203	19	69	7	14	1	0	2	5	5	22	0	.304	.257	0
Michelena, Arturo	.218	25	78	7	17	2	0	0	2	4	16	0	.244	.274	4
Muniz, Bryan	.235	14	51	4	12	1	0	0	3	3	15	0	.255	.278	0
Noel, Rico	.077	3	13	0	1	0	0	0	2	1	5	2	.077	.143	0
Nunez, Antonio	.226	60	199	16	45	5	2	1	15	19	62	4	.286	.305	11
Ritchie, Jamie	.271	38	118	13	32	7	1	2	10	25	21	1	.398	.403	5
Singleton, Jon	.202	60	198	28	40	10	0	8	28	56	70	2	.374	.372	5
Stassi, Max	.444	3	9	5	4	1	0	2	4	3	3	0	1.222	.615	0
Straw, Myles	.208	7	24	7	5	0	0	0	1	4	7	1	.208	.321	0
Stubbs, Garrett	.218	36	133	19	29	5	0	1	7	10	21	3	.278	.273	2
Trompiz, Kristian	.214	8	28	2	6	0	0	0	1	1	8	1	.214	.241	4
Tucker, Kyle	.286	40	161	19	46	13	1	6	16	13	36	6	.491	.350	0
Walsh, Colin	.056	6	18	1	1	1	0	0	1	7	9	0	.111	.346	1
Wolfe, Tyler	.091	3	11	1	1	0	0	0	0	0	3	0	.091	.091	0
Woodward, Trent	.263	24	80	10	21	4	0	2	12	11	22	0	.388	.359	3
Team Total	.242	69	2307	291	559	104	10	66	267	252	592	53	.382	.322	71

PITCHERS	W-L	ERA	G	GS	CG	SHO	SV	IP	H	R	ER	HR	BB	SO
Armenteros, Rogelio	0-2	2.17	6	5	0	0	1	29.0	19	8	7	1	9	33
Bostick, Akeem	3-2	4.89	9	4	0	0	0	35.0	45	20	19	1	10	21
Comer, Kevin	0-0	0.00	2	0	0	0	1	3.0	1	0	0	0	0	5
Deetz, Dean	2-0	1.50	2	2	0	0	0	12.0	6	2	2	1	3	12
Dorris, Jacob	0-2	2.45	12	0	0	0	2	22.0	17	10	6	2	11	23
Dykhooon, Brock	0-4	7.15	14	8	0	0	1	45.1	63	36	36	6	25	32
Emanuel, Kent	1-3	6.68	7	6	0	0	0	31.0	45	24	23	5	5	27
Ferrell, Riley	0-1	3.10	13	0	0	0	4	20.1	22	7	7	2	4	22
Freeman, Michael	1-0	3.72	6	0	0	0	0	9.2	10	6	4	1	7	10
Garza, Ralph	1-0	3.86	7	0	0	0	0	11.2	9	5	5	3	7	11
Hernandez, Nick	1-1	5.87	8	0	0	0	1	15.1	12	13	10	5	7	10
Hill, Kevin	1-0	0.00	1	0	0	0	0	2.2	1	0	0	0	1	1
Hiraldo, Carlos	0-0	1.69	2	0	0	0	0	5.1	9	1	1	0	2	5
James, Josh	3-4	6.55	10	5	0	0	0	34.1	51	31	25	1	14	29
McCullers Jr., Lance	1-0	3.60	1	1	0	0	0	5.0	5	2	2	0	1	2
McHugh, Collin	0-0	36.00	1	1	0	0	0	1.0	7	4	4	0	1	0
Minnis, Albert	0-0	0.00	2	0	0	0	0	2.0	1	0	0	0	0	0
Morton, Charlie	0-0	0.00	1	1	0	0	0	4.1	1	2	0	0	2	5
Perez, Cionel	0-0	9.82	3	2	0	0	0	7.1	12	8	8	1	4	6
Perez, Franklin	1-1	3.79	4	4	0	0	0	19.0	22	10	8	2	6	13
Peterson, Eric	1-0	10.29	4	0	0	0	0	7.0	16	9	8	0	1	6
Quiala, Yoanys	2-2	2.10	7	3	0	0	0	30.0	38	14	7	0	7	21
Smith, Kyle	2-0	1.24	6	5	0	0	0	29.0	19	8	4	0	9	24
Sneed, Cy	4-4	5.40	11	8	0	0	1	46.2	66	33	28	5	18	31
Stutzman, Sean	0-1	5.06	6	0	0	0	0	10.2	10	6	6	2	6	9
Thome, Andrew	1-2	2.45	15	0	0	0	5	22.0	21	7	6	0	6	21
Thompson, Ryan	1-2	3.38	16	0	0	0	3	32.0	37	17	12	2	7	28
Thornton, Trent	0-1	5.40	2	2	0	0	0	8.1	11	6	5	1	0	9
Valdez, Framber	2-3	8.06	6	5	0	0	0	22.1	34	21	20	1	11	28
Walter, Andrew	0-0	9.72	5	0	0	0	1	8.1	16	11	9	1	1	8
Whitley, Forrest	0-0	0.87	3	1	0	0	0	10.1	6	1	1	0	4	20
Winkelman, Alex	1-5	6.47	10	6	0	0	0	32.0	46	35	23	2	17	26
Team Total	29-40	4.63	69	69	0	2	20	574.0	678	357	295	45	206	498





SINGLE SEASON LEADERS - BATTING

BATTING AVERAGE

2017...J.D. Davis - .279
 2016...J.D. Davis - .268
 2015...Jon Kemmer - .327
 2014...Andrew Aplin - .267
 2013...Erik Castro - .258
 2012...Jake Goebbert - .304
 2011...J.D. Martinez - .329
 2010...J.B. Shuck - .298
 2009...Drew Locke - .338
 2008...Drew Sutton - .317
 2007...Todd Self - .294
 2006...Ben Zobrist - .327
 2005...Josh Anderson - .282

GAMES

2017...Ramon Laureano - 123
 2016...J.D. Davis - 126
 2015...Conrad Gregor - 127
 2014...Delino DeShields, Jr. - 114
 2013...Jonathan Meyer - 129
 2012...Jon Singleton - 131
 2011...T.J. Steele - 118
 2010...Jon Gaston - 132
 2009...Drew Locke - 129
 2008...Drew Sutton - 133
 2007...Ray Sadler - 138
 2006...Hunter Pence - 136
 2005...Mark Saccomanno - 134

AT-BATS

2017...Ramon Laureano - 463
 2016...J.D. Davis - 485
 2015...Teoscar Hernandez - 470
 2014...Delino DeShields, Jr. - 411
 2013...Jonathan Meyer - 484
 2012...Jon Singleton - 461
 2011...Jon Gaston - 415
 T.J. Steele - 415
 2010...Jon Gaston - 461
 2009...Drew Locke - 503
 2008...Drew Sutton - 520
 2007...Ray Sadler - 491
 2006...Josh Anderson - 561
 2005...Josh Anderson - 524

RUNS

2017...Ramon Laureano - 65
 2016...J.D. Davis - 61
 2015...Teoscar Hernandez - 92
 2014...Delino DeShields, Jr. - 75
 2013...Domingo Santana - 72
 2012...Jon Singleton - 94
 2011...Jimmy Paredes - 69
 2010...Koby Clemens - 75
 2009...Drew Locke - 81
 2008...Drew Sutton - 102
 2007...Drew Sutton - 81
 2006...Hunter Pence - 97
 2005...Josh Anderson - 67
 Charlton Jimerson - 67

HITS

2017...Ramon Laureano - 105
 2016...J.D. Davis - 130
 2015...Jon Kemmer - 119
 2014...Delino DeShields, Jr. - 97
 2013...Jonathan Meyer - 126
 2012...Jon Singleton - 131
 2011...J.D. Martinez - 107
 2010...J.B. Shuck - 116
 2009...Drew Locke - 170
 2008...Drew Sutton - 165
 2007...Drew Sutton - 129
 2006...Josh Anderson - 173
 2005...Josh Anderson - 148

DOUBLES

2017...Jason Martin - 24
 2016...J.D. Davis - 34
 2015...Conrad Gregor - 29
 2014...Nolan Fontana - 21
 2013...Erik Castro - 28
 2012...Jon Singleton - 27
 2011...J.D. Martinez - 25
 2010...Koby Clemens - 22
 2009...Drew Locke - 31
 2008...Drew Sutton - 39
 2007...Drew Sutton - 28
 2006...Jorge Cortes - 31
 Hunter Pence - 31
 2005...Mark Saccomanno - 36

TRIPLES

2017...Ramon Laureano - 6
 2016...Derek Fisher - 4
 2015...Andrew Aplin - 4
 Jon Kemmer - 4
 Brett Phillips - 4
 2014...Leo Heras - 6
 2013...Drew Muren - 5
 2012...Jake Goebbert - 6
 2011...Jon Gaston - 5
 2010...Jon Gaston - 8
 2009...Collin DeLome - 10
 2008...Jarred Ball - 5
 Eli Iorg - 5
 Tommy Manzella - 5
 2007...Josh Flores - 3
 Tommy Manzella - 3
 Noochie Varner - 3
 2006...Hunter Pence - 8
 2005...Josh Anderson - 9
 Mike Rodriguez - 9

HOME RUNS

2017...J.D. Davis - 21
 2016...J.D. Davis - 23
 2015...Jon Kemmer - 18
 2014...Telvin Nash - 22
 2013...Domingo Santana - 25
 2012...Jon Singleton - 21
 2011...J.D. Martinez - 13
 2010...Koby Clemens - 26
 2009...Collin DeLome - 20
 Drew Locke - 20
 2008...Drew Sutton - 20
 2007...Ray Sadler - 24
 2006...Hunter Pence - 28
 2005...Charlton Jimerson - 16

RUNS BATTED IN

2017...Jon Singleton - 62
 2016...J.D. Davis - 81
 2015...Conrad Gregor - 73
 2014...Delino DeShields, Jr. - 57
 2013...Jonathan Meyer - 68
 2012...Jon Singleton - 79
 2011...J.D. Martinez - 72
 2010...Koby Clemens - 85
 2009...Drew Locke - 109
 2008...Drew Sutton - 69
 2007...Ray Sadler - 93
 2006...Hunter Pence - 95
 2005...Hector Gimenez - 58

STOLEN BASES

2017...Ramon Laureano - 24
 2016...Teoscar Hernandez - 29
 2015...Teoscar Hernandez - 33
 2014...Delino DeShields, Jr. - 54
 2013...George Springer - 23
 2012...Jonathan Villar - 39
 2011...Jimmy Paredes - 29
 2010...Wladimir Sutil - 15
 2009...Wladimir Sutil - 19
 2008...Wladimir Sutil - 22
 2007...Drew Sutton - 24
 2006...Josh Anderson - 43
 2005...Josh Anderson - 50

STRIKEOUTS

2017...Jon Singleton - 132
 2016...J.D. Davis - 143
 2015...Teoscar Hernandez - 126
 2014...Delino DeShields, Jr. - 112
 Telvin Nash - 112
 2013...Domingo Santana - 139
 2012...Jon Singleton - 131
 2011...T.J. Steele - 114
 2010...Koby Clemens - 143
 2009...Collin DeLome - 141
 2008...Eli Iorg - 112
 2007...Ray Sadler - 120
 2006...Hunter Pence - 109
 2005...Charlton Jimerson - 145

WALKS

2017...Jon Singleton - 107
 2016...Derek Fisher - 74
 2015...Conrad Gregor - 65
 2014...Andrew Aplin - 65
 2013...Erik Castro - 55
 2012...Jon Singleton - 88
 2011...Brandon Wikoff - 47
 2010...Koby Clemens - 69
 2009...Drew Meyer - 50
 2008...Drew Sutton - 76
 2007...Todd Self - 71
 2006...Hunter Pence - 60
 2005...Eric Riggs - 52

ON-BASE PCT.

2017...Jon Singleton - .376
 2016...Derek Fisher - .373
 2015...Jon Kemmer - .414
 2014...Andrew Aplin - .379
 2013...Erik Castro - .368
 2012...Jake Goebbert - .399
 2011...J.D. Martinez - .405
 2010...J.B. Shuck - .372
 2009...Drew Locke - .389
 2008...Drew Sutton - .408
 2007...Todd Self - .396
 2006...Ben Zobrist - .434
 2005...Mike Rodriguez - .359

SLUGGING PCT.

2017...J.D. Davis - .510
 2016...J.D. Davis - .485
 2015...Jon Kemmer - .574
 2014...Delino DeShields, Jr. - .360
 2013...Domingo Santana - .498
 2012...Jon Singleton - .497
 2011...J.D. Martinez - .532
 2010...Koby Clemens - .476
 2009...Drew Locke - .531
 2008...Drew Sutton - .523
 2007...Ray Sadler - .458
 2006...Hunter Pence - .533
 2005...Charlton Jimerson - .442





SINGLE SEASON LEADERS - PITCHING

WINS

2017...Cy Sneed - 9
 2016...Francis Martes - 9
 2015...Kyle Westwood - 14
 2014...Luis Cruz - 7
 Tommy Shirley - 7
 2013...David Martinez - 14
 2012...Erick Abreu - 10
 2011...Dallas Keuchel - 9
 2010...Jordan Lyles - 7
 Douglas Arguello - 7
 2009...Sergio Perez - 11
 2008...Brad James - 6
 Polin Tinidad - 6
 Andy Van Hekken - 6
 2007...Josh Muecke - 9
 2006...Josh Miller - 11
 2005...Jason Hirsh - 13

STARTS

2017...Brock Dykxhoorn - 16
 2016...Francis Martes - 22
 2015...Kyle Westwood - 19
 2014...Luis Cruz - 17
 Brady Rodgers - 17
 2013...Nick Tropeano - 20
 2012...Ross Seaton - 25
 2011...Ross Seaton - 28
 2010...Douglas Arguello - 22
 Jeremy Johnson - 22
 2009...Sergio Perez - 27
 2008...Chance Douglass - 22
 2007...Felipe Paulino - 21
 2006...Chance Douglass - 26
 2005...Jason Hirsh - 29

INNINGS PITCHED

2017...Brock Dykxhoorn - 99.1
 2016...Francis Martes - 125.1
 2015...Kyle Westwood - 132.0
 2014...Brady Rodgers - 120.2
 2013...Nick Tropeano - 133.2
 2012...Ross Seaton - 146.0
 2011...Ross Seaton - 155.0
 2010...Douglas Arguello - 127.0
 Jordan Lyles - 127.0
 2009...Sergio Perez - 142.1
 2008...Chance Douglass - 123.2
 2007...Josh Muecke - 131.2
 2006...Chance Douglass - 161
 2005...Jason Hirsh - 172.1

LOSSES

2017...Josh James - 8
 2016...Kyle Smith - 7
 2015...Kyle Westwood - 7
 2014...Brady Rodgers - 12
 2013...Nick Tropeano - 10
 2012...Jake Buchanan - 9
 2011...Kyle Greenwalt - 10
 2010...Jeremy Johnson - 10
 2009...Sergio Perez - 11
 2008...Chance Douglass - 10
 2007...Jimmy Barthmaier - 9
 Felipe Paulino - 9
 2006...Josh Miller - 10
 2005...Chris Sampson - 12

COMPLETE GAMES

2017...N/A
 2016...Evan Grills - 1
 2015...Kyle Westwood - 2
 2014...Mark Appel - 1
 2013...David Martinez - 2
 2012...Jose Cisnero - 2
 2011...Dallas Keuchel - 1
 2010...Douglas Arguello - 2
 2009...Polin Trinidad - 2
 2008...N/A
 2007...Ronnie Martinez - 2
 2006...Chance Douglass - 2
 2005...Tim McClaskey - 2
 Chris Sampson - 2

HOME RUNS

2017...Cy Sneed - 12
 2016...Kyle Smith - 14
 2015...Chris Devenski - 12
 Kyle Westwood - 12
 2014...Brady Rodgers - 15
 2013...Nick Tropeano - 15
 2012...Ross Seaton - 17
 2011...Erick Abreu - 21
 Jonnathan Aristil - 21
 2010...Jeremy Johnson - 13
 2009...Sergio Perez - 14
 2008...Chance Douglass - 19
 2007...Josh Muecke - 18
 2006...Josh Miller - 14
 2005...Tim McClaskey - 16

OPP. BATTING AVG.

2017...Brock Dykxhoorn - .279*
 2016...Francis Martes - .222
 2015...Chris Devenski - .253
 2014...Brady Rodgers - .287
 2013...David Martinez - .233
 2012...Ross Seaton - .271
 2011...Dallas Keuchel - .244
 2010...Douglas Arguello - .254
 2009...Sergio Perez - .291
 2008...Chance Douglass - .301
 2007...Felipe Paulino - .238
 2006...Matt Albers - .223
 2005...Jason Hirsh - .218

EARNED RUN AVG

2017...Brock Dykxhoorn - 4.62*
 2016...Francis Martes - 3.30
 2015...Chris Devenski - 3.01
 2014...Brady Rodgers - 4.77
 2013...David Martinez - 2.02
 2012...Ross Seaton - 4.07
 2011...Dallas Keuchel - 3.17
 2010...Douglas Arguello - 2.55
 2009...Sergio Perez - 4.68
 2008...Chance Douglass - 5.09
 2007...Felipe Paulino - 3.62
 2006...Matt Albers - 2.17
 2005...Jason Hirsh - 2.87

SHUTOUTS

2017...N/A
 2016...Evan Grills - 1
 2015...N/A
 2014...N/A
 2013...Luis Cruz - 1
 2012...Jose Cisnero - 1
 2011...Dallas Keuchel - 1
 2010...N/A
 2009...Wilton Lopez - 1
 2008...N/A
 2007...Ronnie Martinez - 2
 2006...Chance Douglass - 2
 2005...Jason Hirsh - 1
 Chris Sampson - 1

STRIKEOUTS

2017...Brock Dykxhoorn - 84
 2016...Francis Martes - 131
 2015...Chris Devenski - 104
 2014...Jordan Jankowski - 120
 2013...Nick Tropeano - 130
 2012...Jose Cisnero - 116
 2011...Jonnathan Aristil - 117
 2010...Jordan Lyles - 115
 2009...Sergio Perez - 72
 2008...Chris Blazek - 84
 Bud Norris - 84
 2007...Felipe Paulino - 110
 2006...Paul Estrada - 134
 2005...Jason Hirsh - 165

APPEARANCES

2017...Riley Ferrell - 36
 2016...Michael Freeman - 37
 Aaron West - 37
 2015...Travis Ballew - 47
 2014...Travis Ballew - 37
 2013...Patrick Urckfitz - 40
 2012...Jason Stoffel - 56
 2011...Arcenio Leon - 47
 2010...Matt Nevarez - 36
 Henry Villar - 36
 2009...Danny Meszaros - 37
 2008...Chris Blazek - 47
 Sammy Gervacio - 47
 2007...German Melendez - 44
 Kyle Middleton - 44
 2006...Paul Estrada - 56
 2005...Jailen Peguero - 50

SAVES

2017...Andrew Thome - 7
 2016...Aaron West - 15
 2015...Jandel Gustave - 20
 2014...Tyson Perez - 11
 2013...Patrick Urckfitz - 7
 2012...Jason Stoffel - 27
 2011...David Carpenter - 5
 Danny Meszaros - 5
 2010...Danny Meszaros - 10
 2009...T.J. Burton - 12
 2008...Sammy Gervacio - 5
 2007...Kyle Middleton - 23
 2006...Paul Estrada - 15
 2005...Jailen Peguero - 12

WALKS

2017...Brock Dykxhoorn - 40
 2016...Francis Martes - 47
 2015...Chris Devenski - 33
 2014...Travis Ballew - 33
 2013...Mike Foltyniewicz - 52
 2012...Jose Cisnero - 46
 2011...Jonnathan Aristil - 66
 2010...Douglas Arguello - 47
 2009...Brad James - 62
 2008...Chance Douglass - 44
 2007...Felipe Paulino - 49
 2006...Chance Douglass - 56
 2005...Jason Hirsh - 42

* In 2017, no Hooks pitcher worked the necessary 112.0 innings (in 140 contests) to qualify for the Texas League leaderboard. Therefore, RHP Brock Dykxhoorn is listed as the 2017 team leader in ERA & opponent batting average because he is the only pitcher whose innings totaled 70% of Corpus Christi's scheduled games.





SINGLE SEASON HIGHS - BATTING

BATTING AVERAGE

.338...Drew Locke (09)
 .338...J.D. Martinez* (11)
 .327...Jon Kemmer^ (15)

RUNS

102...Drew Sutton (08)
 97...Hunter Pence (06)
 94...Jon Singleton (12)

TRIPLES

10...Collin DeLome (09)
 9...Josh Anderson (05)
 9...Mike Rodriguez (05)

WALKS

107...Jon Singleton (17)
 88...Jon Singleton (12)
 76...Drew Sutton (08)

ON-BASE PCT.

.434...Ben Zobrist (06)
 .408...Drew Sutton (08)
 .414...Jon Kemmer (15)

SACRIFICE BUNTS

18...Delino DeShields, Jr. (14)
 12...Ruben Sosa (14)
 11...Nolan Fontana^ (14)

GAMES

138...Ray Sadler (07)
 136...Hunter Pence (06)
 134...Mark Saccomanno (05)

HITS

173...Josh Anderson (06)
 170...Drew Locke (09)
 165...Drew Sutton (08)

HOME RUNS

28...Hunter Pence (06)
 26...Koby Clemens (10)
 25...Domingo Santana (13)

STRIKEOUTS

145...Charlton Jimerson (05)
 143...Koby Clemens (10)
 143...J.D. Davis (16)

SLUGGING PCT.

.574...Jon Kemmer (15)
 .533...Hunter Pence (06)
 .546...J.D. Martinez** (11)

HIT BY PITCH

15...J.R. Towles (07)
 13...Tyler Heineman (14)
 13...Domingo Santana (13)

AT-BATS

561...Josh Anderson (06)
 524...Josh Anderson (05)
 523...Hunter Pence (06)

DOUBLES

39...Drew Sutton (08)
 36...Mark Saccomanno (05)
 34...J.D. Davis (16)

RUNS BATTED IN

109...Drew Locke (09)
 95...Hunter Pence (06)
 93...Ray Sadler (07)

STOLEN BASES

54...Delino DeShields, Jr. (14)
 50...Josh Anderson (05)
 43...Josh Anderson (06)

SACRIFICE FLIES

9...Josh Bonifay (06)
 8...Drew Locke^ (09)
 8...Ray Sadler^ (07)

TOTAL BASES

279...Hunter Pence (06)
 272...Drew Sutton (08)
 267...Drew Locke (09)

* Martinez finished the '11 season eight plate appearances shy of the minimum to qualify to be among the league leaders. Adding eight at-bats to his season total, his adjusted batting average is .329, still good enough for the second-best single-season average in club history.

** The adjusted slugging percentage for Martinez in '11 is .532, which stands third best in club history. The listed slugging percentage is what Martinez achieved during the season.

^ Most recent feat listed





SINGLE SEASON HIGHS - PITCHING/FIELDING

WINS

14...David Martinez (13)
13...Jason Hirsh (05)
11...Kyle Westwood* (15)

APPEARANCES

56...Jason Stoffel (12)
56...Paul Estrada (06)
50...Jailen Peguero (05)

SHUTOUTS

2...Ronnie Martinez (07)
2...Chance Douglass (06)
1...Evan Grills* (16)

HOME RUNS ALLOWED

21...Erick Abreu (11)
21...Jonnathan Aristil (11)
19...Ross Seaton* (11)

OPPONENTS' AVERAGE

.218...Jason Hirsh (05)
.222...Francis Martes (16)
.223...Matt Albers (06)

CATCHER CAUGHT STEALING EFFICIENCY (min. 70 games)

49%...Roberto Pena (15)
46%...Tyler Heineman (14)
41%...Hector Gimenez (05)

LOSSES

12...Brady Rodgers (14)
12...Chris Sampson (05)
11...Sergio Perez (09)

STARTS

29...Jason Hirsh (05)
28...Ross Seaton (11)
27...Sergio Perez (09)

SAVES

27...Jason Stoffel (12)
23...Kyle Middleton (07)
20...Jandel Gustave (15)

WALKS

66...Jonnathan Aristil (11)
62...Brad James (09)
60...Sergio Perez (09)

WHIP

1.00...David Martinez (13)
1.01...Tim McClaskey (05)
1.04...Jason Hirsh (05)

ASSISTS

377...Eric Riggs (05)
365...Wladimir Sutil (09)
363...Drew Meyer (09)

ERA

2.02...David Martinez (13)
2.17...Matt Albers (06)
2.55...Douglas Arguello (10)

COMPLETE GAMES

2...Kyle Westwood* (15)
2...David Martinez (13)
2...Jose Cisnero (12)

INNINGS

172.1...Jason Hirsh (05)
161.0...Chance Douglass (06)
159.2...Tim McClaskey (05)

STRIKEOUTS

165...Jason Hirsh (05)
134...Paul Estrada (06)
131...Francis Martes (16)

ERRORS

29...Wade Robinson (05)
26...Drew Sutton (08)
26...Wladimir Sutil (09)

OUTFIELD ASSISTS

16...Ramon Laureano (17)
16...Jon Gaston (10)
15...Drew Locke (09)

* Most recent feat listed





YEAR-BY-YEAR HOOKS RECORDS

YEAR	WON	LOST	PCT	FINISH	GB	MANAGER
2005	64	76	.457	Fourth	14.0	Dave Clark
2006	76	63	.547	Second, League Champions	2.0	Dave Clark
2007	67	73	.479	Fourth	18.0	Dave Clark
2008	55	85	.393	Fourth	29.0	Luis Pujols
2009	61	79	.436	Fourth	17.0	Luis Pujols
2010	63	77	.450	Fourth	9.5	Wes Clements
2011	50	90	.357	Fourth	44.0	Tom Lawless
2012	81	59	.579	First	--	Keith Bodie
2013	83	57	.593	First	--	Keith Bodie
2014	67	73	.479	Fourth	13.5	Keith Bodie
2015	89	51	.636	First	--	Rodney Linares
2016	85	55	.607	First	--	Rodney Linares
2017	67	71	.486	Third	10.0	Rodney Linares

HOOKS MANAGERS ALL-TIME RECORDS

	WON	LOST	PCT	TENURE
Rodney Linares	241	177	.577	3 seasons
Keith Bodie	231	189	.550	3 seasons
Dave Clark	207	212	.494	3 seasons
Luis Pujols	116	164	.414	2 seasons
Wes Clements	63	77	.450	1 season
Tom Lawless	50	90	.357	1 season



Original Hooks manager Dave Clark guided the club to its lone Texas League title in 2006.





YEAR-BY-YEAR BATTING MARKS

BATTING AVERAGE

2005...257
2006...279
 2007...267
 2008...271
 2009...261
 2010...254
 2011...258
 2012...268
 2013...255
 2014...252
 2015...275
 2016...248
 2017...242

RUNS

2005...530
 2006...645
 2007...644
 2008...659
 2009...650
 2010...548
 2011...605
 2012...736
 2013...657
 2014...645
2015...742
 2016...626
 2017...586

HITS

2005...1,128
2006...1,324
 2007...1,242
 2008...1,307
 2009...1,244
 2010...1,195
 2011...1,234
 2012...1,280
 2013...1,210
 2014...1,174
 2015...1,299
 2016...1,177
 2017...1,099

DOUBLES

2005...221
 2006...257
 2007...244
2008...263
 2009...233
 2010...194
 2011...222
 2012...240
 2013...253
 2014...202
 2015...243
 2016...235
 2017...203

TRIPLES

2005...30
2006...37
 2007...24
 2008...34
 2009...29
 2010...31
 2011...27
 2012...32
 2013...19
 2014...30
 2015...29
 2016...25
 2017...19

HOME RUNS

2005...96
 2006...119
 2007...109
 2008...114
 2009...106
 2010...89
 2011...114
 2012...123
2013...158
 2014...112
 2015...117
 2016...142
 2017...143

RUNS BATTED IN

2005...495
 2006...604
 2007...600
 2008...620
 2009...603
 2010...508
 2011...560
2012...665
 2013...606
 2014...599
2015...665
 2016...579
 2017...542

WALKS

2005...378
 2006...431
 2007...455
 2008...457
 2009...429
 2010...441
 2011...408
 2012...480
 2013...472
 2014...539
2015...569
 2016...503
 2017...507

STRIKEOUTS

2005...973
 2006...821
 2007...943
 2008...925
 2009...909
 2010...1,030
 2011...1,022
 2012...1,054
 2013...1,123
 2014...984
 2015...997
 2016...1,071
2017...1,149

STOLEN BASES

2005...143
 2006...113
 2007...107
 2008...116
 2009...62
 2010...96
 2011...119
 2012...132
 2013...85
2014...170
 2015...148
 2016...109
 2017...105

ON-BASE PCT.

2005...316
 2006...343
 2007...338
 2008...338
 2009...327
 2010...321
 2011...320
 2012...342
 2013...331
 2014...337
2015...356
 2016...324
 2017...324

SLUGGING PCT.

2005...376
2006...425
 2007...400
 2008...411
 2009...388
 2010...366
 2011...388
 2012...410
 2013...417
 2014...381
 2015...413
 2016...397
 2017...389

SAC FLIES

2005...37
 2006...46
 2007...40
 2008...40
 2009...34
 2010...27
 2011...32
2012...48
 2013...29
 2014...34
 2015...40
 2016...33
 2017...24

SAC BUNTS

2005...56
 2006...60
 2007...72
 2008...43
 2009...31
 2010...46
 2011...58
 2012...54
 2013...52
2014...95
 2015...33
 2016...33
 2017...15

TOTAL BASES

2005...1,797
2006...2,012
 2007...1,861
 2008...1,981
 2009...1,853
 2010...1,718
 2011...1,852
 2012...1,953
 2013...1,975
 2014...1,772
 2015...1,951
 2016...1,888
 2017...1,769





YEAR-BY-YEAR PITCHING MARKS

ERA

2005...3.34
 2006...3.92
 2007...4.41
 2008...5.12
 2009...4.53
 2010...3.65
 2011...5.01
 2012...4.06
 2013...3.84
 2014...3.92
 2015...3.62
 2016...3.49
 2017...3.95

SAVES

2005...23
 2006...37
 2007...35
 2008...21
 2009...30
 2010...27
 2011...23
 2012...35
 2013...44
 2014...36
 2015...46
2016...55
 2017...33

HOME RUNS

2005...106
 2006...111
 2007...125
 2008...147
 2009...115
2010...89
 2011...150
 2012...120
 2013...133
 2014...132
 2015...102
 2016...102
 2017...99

WALKS

2005...362
 2006...483
 2007...467
 2008...463
 2009...413
 2010...498
 2011...506
 2012...408
 2013...372
 2014...412
 2015...409
 2016...345
 2017...404

STRIKEOUTS

2005...1,036
 2006...1,069
 2007...925
 2008...915
 2009...759
 2010...949
 2011...1,034
 2012...1,055
 2013...917
 2014...1,118
 2015...1,042
2016...1,132
 2017...1,095

OPPONENTS' AVG

2005...242
 2006...255
 2007...266
 2008...290
 2009...280
 2010...262
 2011...270
 2012...261
 2013...263
 2014...249
 2015...260
 2016...255
 2017...271

WHIP

2005...1.20
 2006...1.37
 2007...1.42
 2008...1.52
 2009...1.65
 2010...1.41
 2011...1.44
 2012...1.33
 2013...1.29
 2014...1.37
 2015...1.33
 2016...1.25
 2017...1.40

HIT BATSMEN

2005...59
 2006...73
 2007...56
 2008...58
 2009...59
 2010...43
 2011...50
 2012...58
 2013...61
 2014...56
 2015...39
2016...34
 2017...66

WILD PITCHES

2005...51
 2006...73
2007...51
 2008...67
 2009...61
 2010...69
 2011...106
 2012...83
 2013...58
 2014...66
 2015...71
 2016...65
 2017...64



Dallas Keuchel returned to Corpus Christi for a rehab start July 17, 2017





YEAR-BY-YEAR FIELDING MARKS

FIELDING PCT.

2005...972
 2006...968
 2007...978
 2008...975
 2009...973
 2010...975
 2011...976
2012...979
 2013...978
 2014...978
 2015...978
 2016...978
 2017...975

ERRORS

2005...153
 2006...167
 2007...112
 2008...132
 2009...143
 2010...133
 2011...127
 2012...114
 2013...121
 2014...116
2015...111
 2016...114
 2017...125

TOTAL CHANCES

2005...5,425
 2006...5,236
 2007...5,001
 2008...5,316
 2009...5,329
 2010...5,298
 2011...5,223
 2012...5,328
2013...5,498
 2014...5,225
 2015...5,121
 2016...5,298
 2017...5,045

PUTOUTS

2005...3,771
 2006...3,682
 2007...3,634
 2008...3,698
 2009...3,673
 2010...3,704
 2011...3,700
 2012...3,747
 2013...3,765
 2014...3,746
 2015...3,701
2016...3,817
 2017...3,606

ASSISTS

2005...1,501
 2006...1,387
 2007...1,255
 2008...1,486
 2009...1,513
 2010...1,461
 2011...1,396
 2012...1,467
2013...1,612
 2014...1,363
 2015...1,309
 2016...1,367
 2017...1,314

OUTFIELD ASSISTS

2005...29
 2006...31
 2007...32
 2008...32
 2009...27
 2010...34
 2011...35
 2012...33
2013...43
 2014...29
 2015...32
 2016...33
 2017...31

CAUGHT STEALING EFFICIENCY

2005...35%
 2006...25%
 2007...25%
 2008...32%
 2009...23%
 2010...27%
 2011...18%
 2012...20%
 2013...41%
 2014...40%
 2015...42%
2016...45%
 2017...31%

DOUBLE PLAYS

2005...118
 2006...125
 2007...120
2008...164
 2009...156
 2010...153
 2011...118
 2012...137
 2013...156
 2014...108
 2015...122
 2016...114
 2017...148



Ramon Laureano tied club record with 16 outfield assists in 2017





CAREER LEADERS - BATTING

GAMES

345...Wladimir Sutil
331...Jimmy VanOstrand
292...Jio Mier
266...Conrad Gregor
261...Drew Sutton

AT-BATS

1,253...Wladimir Sutil
1,085...Josh Anderson
1,056...Conrad Gregor
1,050...Jimmy VanOstrand
1,000...Drew Sutton

RUNS

183...Drew Sutton
178...Wladimir Sutil
157...Teoscar Hernandez
154...Jon Singleton
150...Josh Anderson

HITS

341...Wladimir Sutil
321...Josh Anderson
294...Drew Sutton
290...Jimmy VanOstrand
247...Drew Locke

DOUBLES

67...Drew Sutton
59...Jimmy VanOstrand
52...J.D. Davis
51...Conrad Gregor
51...Mark Saccomanno

TRIPLES

13...Josh Anderson
13...Jon Gaston
10...Collin DeLome
10...Jacob Goebbert
9...Jhon Florentino
9...Leo Heras
9...Mike Rodriguez
9...T.J. Steele

HOME RUNS

44...J.D. Davis
41...Jon Singleton
32...Mark Saccomanno
30...Jack Mayfield
30...Jimmy VanOstrand

RBIs

167...Jimmy VanOstrand
155...Drew Locke
149...Jon Singleton
141...J.D. Davis
129...Conrad Gregor

WALKS

204...Jon Singleton
133...Drew Sutton
126...Conrad Gregor
120...Jio Mier
107...Jimmy VanOstrand

STRIKEOUTS

279...Jon Singleton
233...J.D. Davis
233...Jio Mier
225...T.J. Steele
217...Teoscar Hernandez

STOLEN BASES

93...Josh Anderson
69...Wladimir Sutil
64...Teoscar Hernandez
54...Delino DeShields, Jr.
53...Jonathan Villar

AVERAGE (min. 100 games)

.327...Jon Kemmer
.323...Drew Locke
.323...J.D. Martinez
.322...Tony Kemp
.314...Jose Martinez



Wladimir Sutil amassed a club-record 341 hits over parts of four seasons with the Hooks





CAREER LEADERS - PITCHING

WINS

23...Erick Abreu
17...Chance Douglass
15...Ruben Alaniz
15...Josh Miller
15...Sergio Perez
15...Ross Seaton
15...Cy Sneed

STARTS

64...Ross Seaton
59...Chance Douglass
48...Brad James
40...Sergio Perez
36...Douglas Arguello

SAVES

32...Jason Stoffel
29...Jailen Peguero
26...Kyle Middleton
20...Jandel Gustave
17...Evan Englebrook

RUNS

216...Ross Seaton
175...Chance Douglass
168...Brad James
151...Erick Abreu
135...Josh Miller

WALKS

125...Brad James
121...Chance Douglass
96...Ruben Alaniz
95...Ross Seaton
87...Sergio Perez

LOSSES

23...Brad James
20...Chance Douglass
19...Ross Seaton
17...Erick Abreu
17...Sergio Perez

COMPLETE GAMES

3...Douglas Arguello
3...Chance Douglass
2...Mark Appel
2...Jose Cisnero
2...David Martinez
2...Ronnie Martinez
2...Tim McClaskey
2...Chris Sampson
2...Polin Trinidad

INNINGS

372.2...Ross Seaton
365.1...Chance Douglass
334.0...Erick Abreu
258.0...Josh Miller
254.0...Brad James

EARNED RUNS

190...Ross Seaton
161...Chance Douglass
158...Brad James
137...Erick Abreu
114...Josh Miller

STRIKEOUTS

302...Erick Abreu
255...Ross Seaton
236...Chance Douglass
209...Kyle Smith
193...Cy Sneed

APPEARANCES

127...Erick Abreu
109...Jailen Peguero
94...Patrick Urckfitz
93...Danny Meszaros
89...Evan Englebrook

SHUTOUTS

3...Chance Douglass
2...Ronnie Martinez
1...Jose Cisnero
1...Luis Cruz
1...Evan Grills
1...Jason Hirsh
1...Dallas Keuchel
1...Wilton Lopez
1...Chris Sampson

HITS

395...Ross Seaton
358...Chance Douglass
316...Erick Abreu
296...Brad James
271...Josh Miller

HOME RUNS

49...Erick Abreu
44...Ross Seaton
37...Chance Douglass
29...Kyle Smith
27...Josh Miller

ERA (min. 100 IP)

1.96...Jailen Peguero
2.02...David Martinez
2.17...Matt Albers
2.76...Luis Cruz
2.85...Douglas Arguello





ALL-TIME HIGHS & LOWS

TEAM BATTING

Most Runs, Game.....	23 (August 25, 2014 at San Antonio)
Most Runs, Inning.....	12 (*August 25, 2014 at San Antonio, 5th)
Most Hits, Game.....	24 (April 24, 2008 vs. Midland)
Fewest Hits, Game.....	0 (*July 30, 2014 vs. San Antonio)
Most Doubles, Game.....	8 (*June 3, 2007 at Springfield, Game 1)
Most Triples, Game.....	4 (August 27, 2005 vs. Midland)
Most Home Runs, Game.....	6 (*April 30, 2009 at Midland)
Most Consecutive Games with Home Run.....	13 (*May 7-21, 2016)
Most Extra-base Hits, Game.....	10 (*August 25, 2014 at San Antonio)
Most Strikeouts, Game.....	22 (June 1, 2005 vs. Wichita)
Fewest Strikeouts, Game.....	0 (August 9, 2005 vs. Tulsa)
Most Stolen Bases, Game.....	7 (June 25, 2014 at Springfield)
Men LOB, Game.....	23 (June 1, 2005 vs. Wichita)
# Shutouts against.....	15 (2008)

INDIVIDUAL BATTING

Most At-Bats, Game.....	9 (Wade Robinson & Carlos Rodriguez, June 1, 2005 vs. Wichita)
Most Runs, Game.....	4 (*Max Stassi, August 31, 2017 at Frisco)
Most Hits, Game.....	5 (*Ramon Laureano, July 9, 2017 vs. Arkansas)
Most Doubles, Game.....	3 (*Roberto Pena, August 30, 2016 at Frisco)
Most Triples, Game.....	2 (*Andrew Aplin, May 16, 2015 at Frisco)
Most Extra-base Hits, Game.....	3 (*Max Stassi, August 31, 2017 at Frisco)
Most Home Runs, Game.....	3 (*J.D. Davis, May 19, 2016 at San Antonio)
Most RBIs, Game.....	6 (*Jack Mayfield, July 15, 2017 at Midland)
Most Strikeouts, Game.....	5 (*Drew Ferguson, June 10, 2017 at San Antonio)
Most Walks, Game.....	4 (*Garrett Stubbs, May 26, 2017 vs. Tulsa)
Most Stolen Bases, Game.....	4 (*George Springer, May 19, 2013 at Midland)
Longest Hitting Streak.....	27 (Jorge Cortes, June 1-July 2, 2006)
Consecutive Games On-Base Streak.....	55 (Jorge Cortes, May 7-July 7, 2006)

MISCELLANEOUS

Most Errors Committed.....	6 (*August 15, 2010 at Arkansas)
Most Errors by Opponent.....	6 (*September 7, 2015 at San Antonio)
Longest Game, Time.....	6:09 (June 1, 2005 vs. Wichita)
Longest Game, Time (9 Innings).....	4:10 (August 19, 2008 vs. Midland)
Longest Game, Innings.....	20 (June 1, 2005 vs. Wichita)
Shortest Game, Time (7 Innings).....	1:25 (June 28, 2007 at Wichita, Game 2)
Shortest Game, Time (9 Innings).....	1:52 (April 20, 2013 vs. Frisco)
Largest Home Attendance.....	9,185 (July 4, 2014 vs. Springfield)
Most Games Over .500.....	38 (*September 7, 2015)

*Occurred on more than one occasion – Most recent listed





ALL-TIME HIGHS & LOWS

TEAM PITCHING

Most Runs, Game.....	24 (May 22, 2009 at Midland)
Most Runs, Inning.....	10 (May 8, 2008 vs. Frisco, 4th)
Fewest Runs.....	0 (*September 4, 2017 vs. San Antonio)
Fewest Hits, Game.....	0 (May 29, 2015 at Arkansas)
Most Hits, Game.....	28 (*May 22, 2009 at Midland)
Most HRs, Game.....	8 (July 22, 2011 at Frisco)
Most Walks, Game.....	13 (*August 20, 2015 vs. Arkansas)
Most Strikeouts, Game.....	18 (*June 13, 2014 vs. Frisco)
Most Hit By Pitch, Game.....	4 (*July 17, 2014 at Frisco)
Most Wild Pitches, Game.....	4 (*July 23, 2012 vs. Frisco)
Most Men LOB, Game.....	18 (April 26, 2007 vs. Midland)
# Shutouts For.....	15 (2016)

INDIVIDUAL PITCHING

Longest Winning Streak.....	6 (David Martinez, May 2-24, 2013)
Longest Losing Streak.....	6 (*Brady Rodgers, May 11-June 20, 2014)
Longest Start Streak w/o Loss.....	10 (*Keegan Yuhl, May 1-June 24, 2016)
Longest Start Streak w/o Win.....	15 (Ross Seaton, July 7, 2011-April 17, 2012)
Most Innings Pitched, Starter.....	9.0 (*Kyle Westwood, July 19, 2015 at Midland)
Most Innings Pitched, Reliever.....	8.0 (Polin Trinidad, August 31, 2010 vs. Frisco)
Most Runs.....	11 (Evan Grills, July 8, 2016 at Springfield)
Most Earned Runs.....	11 (Evan Grills, July 8, 2016 at Springfield)
Most Hits.....	15 (Ross Seaton, July 18, 2012 at Midland)
Fewest Hits, Complete Game.....	1 (Evan Grills, May 13, 2016 vs. Frisco, GM 2)
Fewest Walks, Complete Game.....	0 (*Mark Appel, June 21, 2015 vs. San Antonio, GM 1)
Most Home Runs.....	6 (Evan Grills, July 8, 2016 at Springfield)
Most Walks, Game.....	6 (*Matt Heidenreich, April 29, 2014 vs. Frisco)
Most Strikeouts, Game.....	14 (*Luis Cruz, August 26, 2013 at San Antonio)
Longest Scoreless Inning Streak.....	33 (Asher Wojciechowski, August 20, 2012-April 24, 2013)

MISCELLANEOUS

Largest Margin of Victory.....	16 (August 25, 2014 at San Antonio)
Largest Margin of Defeat.....	18 (*May 22, 2009 at Midland)
Longest Winning Streak.....	11 (May 9-21, 2016)
Longest Home Winning Streak.....	9 (June 7-30, 2012)
Longest Road Winning Streak.....	8 (May 11-27, 2015)
Longest Losing Streak.....	16 (June 22-July 10, 2010)
Longest Home Losing Streak.....	8 (June 25-July 10, 2010)
Longest Road Losing Streak.....	8 (*August 1-13, 2011)

*Occurred on more than one occasion – Most recent listed





2017 STARTS BY POSITION

CATCHER

Garrett Stubbs	63
Jamie Ritchie	54
Trent Woodward	10
Carlos Canelon	8
Max Stassi	2
Evan Gattis	1

FIRST BASE

Jon Singleton	77
Dexture McCall	32
Bryan Muniz	23
Jamie Ritchie	3
Spencer Johnson	2
J.D. Davis	1

SECOND BASE

Jack Mayfield	41
Ryne Birk	33
Antonio Nunez	19
Mott Hyde	15
Arturo Michelena	13
Tyler Wolfe	10
Colin Walsh	5
Trent Woodward	1

THIRD BASE

J.D. Davis	72
Arturo Michelena	29
Trent Woodward	18
Jack Mayfield	6
Colin Walsh	5
Ryne Birk	3
Mott Hyde	3
Bryan Muniz	1
Kristian Trompiz	1

SHORTSTOP

Antonio Nunez	91
Jack Mayfield	18
Kristian Trompiz	15
Mott Hyde	7
Arturo Michelena	5
Carlos Correa	2

LEFT FIELD

Jason Martin	57
Drew Ferguson	28
Alejandro Garcia	21
Bobby Boyd	11
Kyle Tucker	10
Rico Noel	4
J.D. Davis	2
Bryan De La Cruz	2
Spencer Johnson	2
Myles Straw	1

CENTER FIELD

Kyle Tucker	37
Drew Ferguson	35
Ramon Laureano	28
Alejandro Garcia	13
Bobby Boyd	11
Myles Straw	11
Rico Noel	2
Jake Marisnick	1

RIGHT FIELD

Ramon Laureano	93
Kyle Tucker	18
Drew Ferguson	14
Bryan De La Cruz	6
J.D. Davis	2
Alejandro Garcia	2
Bobby Boyd	1
Spencer Johnson	1
Rico Noel	1

DESIGNATED HITTER

Jon Singleton	39
Jason Martin	21
Jamie Ritchie	15
Trent Woodward	13
J.D. Davis	10
Garrett Stubbs	8
Kyle Tucker	7
Bryan Muniz	6
Drew Ferguson	4
Alejandro Garcia	4
Jack Mayfield	4
Dexture McCall	2
Colin Walsh	2
Evan Gattis	1
Jake Marisnick	1
Max Stassi	1

STARTING PITCHER

Brock Dykxhoorn	16
Cy Sneed	14
Akeem Bostick	13
Kent Emanuel	11
Josh James	11
Rogelio Armenteros	10
Alex Winkelman	10
Framber Valdez	9
Kyle Smith	8
Yoanys Quiala	7
Dean Deetz	6
Franklin Perez	6
Collin McHugh	4
Cionel Perez	3
Trent Thornton	3
Forrest Whitley	2
Dallas Keuchel	1
Lance McCullers, Jr.	1
Charlie Morton	1
Yohan Ramirez	1
Tony Sipp	1

RELIEF PITCHER (Total App.)

Riley Ferrell	36
Ryan Thompson	31
Andrew Thome	28
Jacob Dorris	23
Ralph Garza	15
Michael Freeman	14
Nick Hernandez	14
Sean Stutzman	13
Josh James	11
Andrew Walter	9
Brock Dykxhoorn	9
Eric Peterson	8
Cy Sneed	8
Alex Winkelman	8
Akeem Bostick	5
Kent Emanuel	5
Yoanys Quiala	5
Rogelio Armenteros	4
Kyle Smith	4
Carlos Hiraldo	3
Albert Minnis	3
Framber Valdez	3
Kevin Comer	2
Dean Deetz	2
Kevin Hill	2
Forrest Whitley	2
Ryan Deemes	1
Michael Feliz	1
Will Harris	1
Franklin Perez	1
Cionel Perez	1
Trent Thornton	1





2016 STARTS BY POSITION

CATCHER

Roberto Pena	54
Alfredo Gonzalez	41
Garrett Stubbs	30
Trent Woodward	10
Evan Gattis	4
Marlon Avea	1

FIRST BASE

Conrad Gregor	94
Chase McDonald	46

SECOND BASE

Nick Tanielu	69
Mott Hyde	36
Chan-Jong Moon	21
Jack Mayfield	14

THIRD BASE

J.D. Davis	100
Nick Tanielu	19
Alex Bregman	11
Jack Mayfield	7
Yulieski Gurriel	3

SHORTSTOP

Alex Bregman	50
Mott Hyde	43
Antonio Nunez	22
Jack Mayfield	10
Nolan Fontana	9
Chan-Jong Moon	6

LEFT FIELD

Danry Vasquez	45
James Ramsay	35
Alejandro Garcia	26
Bobby Boyd	12
Drew Ferguson	6
Ronnie Mitchell	4
Derek Fisher	3
Conrad Gregor	3
Preston Tucker	3
J.D. Davis	2
Rodrigo Ayarza	1

CENTER FIELD

Derek Fisher	68
Teoscar Hernandez	30
Ramon Laureano	20
James Ramsay	17
Carlos Gomez	3
Bobby Boyd	2

RIGHT FIELD

Teoscar Hernandez	37
James Ramsay	34
Alejandro Garcia	21
Derek Fisher	19
Ramon Laureano	15
Drew Ferguson	5
Bobby Boyd	4
Ronnie Mitchell	3
Danry Vasquez	2

DESIGNATED HITTER

Chase McDonald	57
J.D. Davis	23
Derek Fisher	11
Danry Vasquez	9
Evan Gattis	7
Nick Tanielu	6
James Ramsay	5
Conrad Gregor	3
Preston Tucker	3
Trent Woodward	3
Bobby Boyd	2
Drew Ferguson	2
Carlos Gomez	2
Yulieski Gurriel	2
Alex Bregman	1
Alejandro Garcia	1
Teoscar Hernandez	1
Ronnie Mitchell	1
Garrett Stubbs	1

STARTING PITCHER

Francis Martes	22
Cy Sneed	21
Keegan Yuhl	17
Kent Emanuel	16
Evan Grills	13
Edison Frias	10
Brian Holmes	9
David Paulino	9
Trent Thornton	7
Kyle Smith	6
Joe Musgrove	4
Rogelio Armenteros	3
Dean Deetz	2
Lance McCullers	1

RELIEF PITCHER (Total App.)

Michael Freeman	37
Aaron West	37
Brendan McCurry	28
Eric Peterson	27
Ryan Thompson	23
Kyle Smith	21
Chris Cotton	16
Albert Minnis	12
Reymin Guduan	9
Kevin Comer	8
Jacob Dorris	8
Edison Frias	5
Angel Heredia	5
David Paulino	5
David Schmidt	5
Ryan Deemes	4
Gonzalo Sanudo	4
Cy Sneed	4
Evan Grills	3
Francis Martes	3
Brian Holmes	2
Joe Musgrove	2
Keegan Yuhl	2
Kent Emanuel	1
Yeyfry Del Rosario	1
Edgardo Sandoval	1
Juan Santos	1
Scott Weathersby	1





2015 STARTS BY POSITION

CATCHER

Roberto Pena	71
Alfredo Gonzalez	29
Tyler Heineman	22
Brett Booth	17
Trent Woodward	1

FIRST BASE

Conrad Gregor	101
A.J. Reed	31
Telvin Nash	3
Tyler White	3
Jon Kemmer	2

SECOND BASE

Chan-Jong Moon	43
Tony Kemp	40
Jack Mayfield	40
Jio Mier	10
Leo Heras	3
Joe Sclafani	3
Roberto Pena	1

THIRD BASE

Colin Moran	78
Tyler White	42
Chan-Jong Moon	12
Jed Lowrie	5
Jio Mier	2
Carlos Correa	1

SHORTSTOP

Jio Mier	93
Carlos Correa	28
Chan-Jong Moon	14
Jack Mayfield	4
Roberto Pena	1

LEFT FIELD

Danry Vasquez	54
Leo Heras	53
Jon Kemmer	19
Brandon Meredith	9
Telvin Nash	3
Tony Kemp	2

RELIEF PITCHER (Total Appearances)

Travis Ballew	47
Jandel Gustave	46
Chris Cotton	33
Juan Minaya	29
Aaron West	26
Reymin Guduan	16
Mitch Lambson	11
Ruben Alaniz	9
Tyler Brunnemann	7
Chris Devenski	7
Josh Hader	7
Daniel Minor	7
Kyle Westwood	7
Jonas Dufek	4
Gonzalo Sanudo	4
Vincent Velasquez	4
Michael Feliz	3
Tyson Perez	3
Kent Emanuel	2
Josh Fields	2
Michael Freeman	2
Edison Frias	2
Mike Hauschild	2
Brian Holmes	2
Adrian Houser	2
Lance McCullers	2
Albert Minnis	2
Alfredo Gonzalez	1
Joe Musgrove	1

RIGHT FIELD

Jon Kemmer	46
Teoscar Hernandez	37
Brandon Meredith	25
Leo Heras	14
Andrew Aplin	10
Brett Phillips	3
George Springer	3
Telvin Nash	1
Danry Vasquez	1

DESIGNATED HITTER

Jon Kemmer	30
Telvin Nash	21
A.J. Reed	21
Conrad Gregor	20
Colin Moran	16
Danry Vasquez	15
Tyler White	8
Brandon Meredith	6
George Springer	2
Carlos Correa	1

CENTER FIELD

Teoscar Hernandez	77
Brett Phillips	28
Andrew Aplin	21
Tony Kemp	7
Leo Heras	3
Jon Kemmer	3
Brandon Meredith	1

STARTING PITCHER

Kyle Westwood	19
Chris Devenski	17
Brian Holmes	14
Mark Appel	13
Michael Feliz	12
Josh Hader	10
Mike Hauschild	8
Joe Musgrove	7
Edison Frias	6
Ruben Alaniz	5
Adrian Houser	5
Lance McCullers	5
Vincent Velasquez	5
Aaron West	4
Francis Martes	3
Kent Emanuel	2
Scott Feldman	2
Chad Qualls	2
Brad Peacock	1





2014 STARTS BY POSITION

CATCHER

Rene Garica	71
Tyler Heineman	68
M.P. Cokinos	1

THIRD BASE

Jonathan Meyer	58
Matt Duffy	34
Colin Moran	28
Joe Sclafani	15
Jio Mier	4
Carlos Perdomo	1

RELIEF PITCHER (Total Appearances)

Travis Ballew	37
Tyson Perez	30
Alex Sogard	25
Mitchell Lambson	23
Patrick Urckfitz	22
Andrew Robinson	20
Michael Dimock	16
Jordan Jankowski	16
Jorge De Leon	15
David Rollins	15
Ruben Alaniz	13
Richard Rodriguez	11
Brady Rodgers	9
Kyle Smith	8
Colton Cain	7
Matt Heidenreich	7
Juan Mianya	6
Chris Devenski	5
Kyle Weiland	5
Luis Cruz	4
Mike Hauschild	4
Tommy Shirley	4
Troy Scribner	2
Ross Seaton	2
Aaron West	2
Mark Appel	1
T.J. Geith	1
Josh Hader	1

FIRST BASE

Telvin Nash	67
Conrad Gregor	23
M.P. Cokinos	20
Matt Duffy	12
Carlos Perdomo	9
Brandon Meredith	5
Preston Tucker	4

SHORTSTOP

Jio Mier	60
Carlos Perdomo	39
Nolan Fontana	25
Jonathan Meyer	10
Ruben Sosa	6

RIGHT FIELD

Andrew Aplin	52
Preston Tucker	33
Leo Heras	31
Brandon Meredith	14
Chris Epps	4
Teoscar Hernandez	2
Ruben Sosa	2
Carlos Perdomo	1
Jordan Scott	1

DESIGNATED HITTER

M.P. Cokinos	33
Brandon Meredith	19
Telvin Nash	14
Preston Tucker	13
Conrad Gregor	9
Ruben Sosa	9
Chris Epps	8
Tyler Heineman	8
Joe Sclafani	7
Leo Heras	6
Rene Garcia	4
Delino DeShields, Jr.	3
Andrew Aplin	2
Matt Duffy	2
Nolan Fontana	1
Jio Mier	1
Carlos Perdomo	1

SECOND BASE

Tony Kemp	56
Nolan Fontana	40
Joe Sclafani	12
Enrique Hernandez	10
Jio Mier	8
Jonathan Meyer	7
Carlos Perdomo	5
Ruben Sosa	2

LEFT FIELD

Leo Heras	51
Delino DeShields, Jr.	29
Ruben Sosa	29
Preston Tucker	15
Chris Epps	8
Tony Kemp	3
Brandon Meredith	2
Marc Wik	2
Joe Sclafani	1

CENTER FIELD

Delino DeShields, Jr.	78
Andrew Aplin	40
Teoscar Hernandez	21
Chris Epps	1

STARTING PITCHER

Luis Cruz	17
Brady Rodgers	17
Mike Hauschild	16
Jordan Jankowski	14
Tommy Shirley	13
Kyle Smith	13
David Rollins	12
Colton Cain	7
Mark Appel	6
Chris Devenski	5
Matt Heidenreich	5
Aaron West	5
Josh Hader	4
Darin Downs	2
Ross Seaton	2
Ruben Alaniz	1
Troy Scribner	1





2013 STARTS BY POSITION

CATCHER

Rene Garcia	60
Max Stassi	50
Carlos Perez	12
Ryan McCurdy	9
Luis Alvarez	7
Cody Clark	2

FIRST BASE

Erik Castro	94
Zach Johnson	25
Jon Singleton	10
Ben Orloff	5
Matt Duffy	4

SECOND BASE

Enrique Hernandez	103
Ronny Torreyes	14
Ben Orloff	8
Raoul Torrez	8
Jose Martinez	7

THIRD BASE

Jonathan Meyer	122
Matt Duffy	6
Ben Orloff	6
Enrique Hernandez	4
Raoul Torrez	2

SHORTSTOP

Jio Mier	98
Ronny Torreyes	21
Ben Orloff	13
Enrique Hernandez	5
Raoul Torrez	3

LEFT FIELD

Michael Burgess	59
Preston Tucker	27
Austin Wates	19
Drew Muren	12
Raoul Torrez	8
Leo Heras	7
George Springer	3
Domingo Santana	2
J.D. Martinez	2
Enrique Hernandez	1

RELIEF PITCHER (Total Appearances)

Patrick Urckfitz	40
Andrew Robinson	38
Carlos Quevedo	31
Jorge De Leon	26
Kenny Long	22
Matt Heidenreich	18
Alex Sogard	16
Jonas Dufek	14
Theron Geith	13
Sergio Escalona	12
Bobby Doran	10
Cameron Lamb	9
Ruben Alaniz	8
Chia-Jen Lo	8
David Martinez	8
Nick Tropeano	8
Mike Foltyniewicz	7
Jason Stoffel	7
Kyle Hallock	6
Jake Buchanan	5
Josh Fields	5

CENTER FIELD

George Springer	67
Drew Muren	60
Domingo Santana	7
Leo Heras	3
Justin Maxwell	3

STARTING PITCHER

Nick Tropeano	20
Ruben Alaniz	19
David Martinez	18
Mike Foltyniewicz	16
Jake Buchanan	13
Bobby Doran	13
Ross Seaton	9
Matt Heidenreich	7
David Rollins	6
Kyle Hallock	5
Carlos Quevedo	5
Jorge De Leon	3
Asher Wojciechowski	3
Luis Cruz	2
Brady Rodgers	1

RIGHT FIELD

Domingo Santana	97
Preston Tucker	27
Drew Muren	10
Michael Burgess	2
J.D. Martinez	2
Justin Maxwell	2

DESIGNATED HITTER

Kody Hinze	38
Jake Goebbert	13
Adam Bailey	11
Austin Wates	6
Jon Singleton	4
Brandon Barnes	3
Bobby Borcherling	3
Drew Locke	3
Travis Buck	2
Chris Wallace	2
Jordan Kreke	1
Carlos Lee	1
Jose Martinez	1





2012 STARTS BY POSITION

CATCHER

Chris Wallace	55
Jay Fernandez	46
Ryan McCurdy	22
Rene Garcia	9
Ben Heath	5
Jason Castro	3

THIRD BASE

Andy Simunic	74
Bobby Borcherling	23
Jordan Kreke	22
Brandon Wikoff	11
J.C. Thompson	7
Jay Fernandez	2
Kody Hinze	1

RELIEF PITCHER (Total App.)

Jason Stoffel	56
Kevin Chapman	49
Josh Zeid	47
Arcenio Leon	44
Erick Abreu	33
Alex Sogard	33
Henry Villar	23
Adalberto Flores	13
Jonnathan Aristil	8
Jake Buchanan	8
Chris Hicks	2
Wes Musick	2
Matt Heidenreich	1
Rob Rasmussen	1

FIRST BASE

Jon Singleton	104
Kody Hinze	29
Drew Locke	4
Carlos Lee	2
Jordan Kreke	1

SHORTSTOP

Jonathan Villar	82
Ben Orloff	35
Andy Simunic	21
Jordan Kreke	1
Brandon Wikoff	1

CENTER FIELD

Brandon Barnes	35
Drew Muren	28
Robbie Grossman	25
Austin Wates	25
George Springer	13
T.J. Steele	6
Drew Locke	4
Jake Goebbert	2
Justin Maxwell	2

STARTING PITCHER

Ross Seaton	25
Jose Cisnero	20
Jake Buchanan	19
Jarred Cosart	15
Brett Oberholtzer	13
Rob Rasmussen	10
Bobby Doran	10
Asher Wojciechowski	8
Matt Heidenreich	7
Paul Clemens	7
Erick Abreu	3
Henry Villar	2
Wes Musick	1

SECOND BASE

Jose Martinez	105
Enrique Hernandez	22
Brandon Wikoff	6
J.C. Thompson	3
Jordan Kreke	2
Andy Simunic	2

LEFT FIELD

Austin Wates	57
Jake Goebbert	36
Jon Singleton	16
Adam Bailey	9
Marc Krauss	7
Robbie Grossman	5
Drew Locke	5
Jordan Kreke	4
Brandon Barnes	1

RIGHT FIELD

Drew Locke	48
Jake Goebbert	47
Adam Bailey	12
T.J. Steele	10
George Springer	6
Travis Buck	5
Brandon Barnes	4
Robbie Grossman	3
Andy Simunic	2
Austin Wates	2
Drew Muren	1

DESIGNATED HITTER

Kody Hinze	38
Jake Goebbert	13
Adam Bailey	11
Austin Wates	6
Jon Singleton	4
Brandon Barnes	3
Bobby Borcherling	3
Drew Locke	3
Travis Buck	2
Chris Wallace	2
Jordan Kreke	1
Carlos Lee	1
Jose Martinez	1





2011 STARTS BY POSITION

CATCHER

Federico Hernandez	43
Emerson Frostad	38
Brian Esposito	28
Chris Wallace	28
Jonathon Fixler	3

THIRD BASE

David Flores	54
Jimmy Paredes	42
Brandon Wikoff	21
Jose Altuve	7
Andy Simunic	7
Wladimir Sutil	4
Jimmy VanOstrand	3
Jose Vallejo	2

CENTER FIELD

T.J. Steele	100
Jon Gaston	21
Brandon Barnes	16
Jason Bourgeois	2
Jacob Goebbert	1

RELIEF PITCHER (Total Appearances)

Arcenio Leon	47
Blake King	33
Henry Villar	32
Patrick Urckfitz	31
Danny Meszaros	30
Shane Wolf	21
Kyle Greenwalt	19
Jason Stoffel	18
Matt Nevarez	17
Erick Abreu	15
David Carpenter	14
David Berner	13
Chris Hicks	13
Josh Zeid	13
Jonnathan Aristil	9
Sammy Gervacio	8
Cesar Carrillo	5
Mike Perconte	5
Xavier Cedeno	4
Brad Hennessey	4
Brad James	4
Andrew Robinson	2
Emerson Frostad	1

FIRST BASE

Jimmy VanOstrand	84
Kody Hinze	46
David Flores	4
Emerson Frostad	4
Jacob Goebbert	2

SHORTSTOP

Jonathan Villar	81
Wladimir Sutil	39
Brandon Wikoff	18
Clint Barmes	2

RIGHT FIELD

Jon Gaston	68
Jacob Goebbert	41
Andy Simunic	13
Brandon Barnes	10
Adam Bailey	5
Wladimir Sutil	1
Jose Vallejo	1

STARTING PITCHER

Ross Seaton	28
Jonnathan Aristil	21
Dallas Keuchel	20
Xavier Cedeno	19
Erick Abreu	18
Kyle Greenwalt	9
Jarred Cosart	7
Brett Oberholtzer	6
Paul Clemens	5
Henry Sosa	3
Jake Buchanan	1
Wandy Rodriguez	1
Shane Wolf	1
Josh Zeid	1

SECOND BASE

Jimmy Paredes	45
Brandon Wikoff	44
Jose Altuve	25
J.C. Thompson	11
Wladimir Sutil	5
Jose Vallejo	4
Brandon Barnes	2
Jeff Keppinger	2
Andy Simunic	2

LEFT FIELD

J.D. Martinez	72
Jacob Goebbert	29
Brandon Barnes	20
Adam Bailey	16
Andy Simunic	2
David Flores	1

DESIGNATED HITTER

Jon Gaston	16
J.D. Martinez	14
Kody Hinze	8
Brian Esposito	6
Brandon Wikoff	6
T.J. Steele	5
Jimmy VanOstrand	5
David Flores	4
Emerson Frostad	4
Chris Wallace	4
Brandon Barnes	3
Jose Vallejo	3
Jose Altuve	2
Jeff Keppinger	2
Jimmy Paredes	2
Adam Bailey	1
Jonathon Fixler	1
Federico Hernandez	1
J.C. Thompson	1





2010 STARTS BY POSITION

CATCHER

Lou Santangelo	73
Jonathon Fixler	29
Federico Hernandez	16
Brian Esposito	14
J.R. Towles	5
Ben Heath	3

THIRD BASE

Jhon Florentino	84
Michael Affronti	27
Kody Kirkland	14
Marcos Cabral	8
Jose Vallejo	3
Michael Garciaparra	2
Barry Butera	1
German Duran	1

CENTER FIELD

T.J. Steele	56
J.B. Shuck	43
Jon Gaston	34
Freddy Parejo	6
David Cook	1

STARTING PITCHER

Douglas Arguello	22
Jeremy Johnson	22
Jordan Lyles	20
Tyler Lumsden	16
Henry Villar	11
Erick Abreu	9
Dallas Keuchel	9
Sergio Perez	8
Jared Wells	8
Fernando Abad	4
Polin Trinidad	4
Bubbie Buzachero	3
Matt Lindstrom	1
Felipe Paulino	1
Chris Sampson	1
Patrick Urckfitz	1

FIRST BASE

Koby Clemens	111
Jimmy VanOstrand	26
Lou Santangelo	2
Marcos Cabral	1

SHORTSTOP

Wladimir Sutil	72
Marcos Cabral	31
Michael Affronti	23
Tommy Manzella	5
Geoff Blum	3
Michael Garciaparra	3
Barry Butera	2
German Duran	1

RIGHT FIELD

Jon Gaston	82
J.D. Martinez	27
David Cook	18
Jimmy VanOstrand	9
Freddy Parejo	3
J.B. Shuck	1

RELIEF PITCHER (Total Appearances)

Matt Nevarez	36
Jailen Peguero	32
Danny Meszaros	26
Nelson Payano	26
Henry Villar	25
Evan Englebrook	23
Jared Wells	23
Erick Abreu	22
Edwin Walker	19
Arcenio Leon	18
Erik Stiller	15
Fernando Abad	10
Jose Valdez	9
T.J. Burton	7
Chia-Jen Lo	7
Brian Wabick	6
Bubbie Buzachero	5
Tyler Lumsden	4
Shane Wolf	4
Jordan Lyles	1
Polin Trinidad	1

SECOND BASE

German Duran	53
Albert Cartwright	33
Jose Vallejo	22
Barry Butera	9
Marcos Cabral	9
Michael Garciaparra	5
Michael Affronti	4
Kody Kirkland	3
Jeff Keppinger	2

LEFT FIELD

J.B. Shuck	48
David Cook	40
Freddy Parejo	22
J.D. Martinez	15
Jimmy VanOstrand	11
Jon Gaston	2
Michael Affronti	1
T.J. Steele	1

DESIGNATED HITTER

Jimmy VanOstrand	28
David Cook	17
Koby Clemens	14
Freddy Parejo	8
J.D. Martinez	6
Jon Gaston	4
J.B. Shuck	3
German Duran	2
Jhon Florentino	2
Marcos Cabral	1
Lou Santangelo	1
T.J. Steele	1
Jose Vallejo	1





2009 STARTS BY POSITION

CATCHER

Jason Castro	57
Brian Esposito	46
Jonathon Fixler	31
Koby Clemens	5
Jose Lopez	1

FIRST BASE

Mark Ori	93
Jimmy VanOstrand	44
Aaron Boone	2
Darin Erstad	1

SECOND BASE

Drew Meyer	93
Felix Molina	27
German Duran	10
Jhon Florentino	4
Kaz Matsui	4
Chad Spann	2

THIRD BASE

Jhon Florentino	93
Felix Molina	24
Chad Spann	12
Aaron Boone	5
German Duran	4
Drew Meyer	2

SHORTSTOP

Wladimir Sutil	123
Drew Meyer	14
Jhon Florentino	2
Felix Molina	1

LEFT FIELD

Collin DeLome	78
Drew Locke	55
Ray Sadler	4
Mitch Einertson	1
Darin Erstad	1
Jimmy VanOstrand	1

CENTER FIELD

Nick Moresi	49
Collin DeLome	40
Josh Flores	40
Ray Sadler	8
Mitch Einertson	3

RIGHT FIELD

Mitch Einertson	69
Drew Locke	59
Brandon Barnes	7
Ray Sadler	3
Collin DeLome	2

RELIEF PITCHER (Total Appearances)

Danny Meszaros	37
Chia-Jen Lo	30
T.J. Burton	28
Ryan McKeller	28
Erick Abreu	26
Chris Salamida	22
Evan Englebrook	21
Charlie Weatherby	18
Andy Van Hekken	17
Wilton Lopez	14
Tyler Lumsden	12
Rob Semerano	12
Chad Wagler	10
Paul Estrada	7
Doug Brocail	2
Brad James	2
Jose Valverde	2
Polin Trinidad	1

STARTING PITCHER

Sergio Perez	27
Brad James	21
Wilton Lopez	15
Douglas Arguello	14
Casey Hudspeth	14
Kenny Baugh	12
Polin Trinidad	12
Andy Van Hekken	10
Brandon Backe	4
Tyler Lumsden	4
Fernando Abad	3
Erick Abreu	1
Brian Moehler	1
Chad Wagler	1
Charlie Weatherby	1



Drew Locke





2008 STARTS BY POSITION

CATCHER

Lou Santangelo	95
Jose Lopez	35
Jimmy Goethals	5
Humberto Quintero	3
Jonathan Fixler	2

THIRD BASE

Chris Johnson	81
Rob Cosby	20
Richie Paz	15
Drew Sutton	15
Jonny Ash	9

CENTER FIELD

Eli Iorg	74
Jarred Ball	20
Brian Bogusevic	19
Mitch Einertson	15
Orlando Rosales	12

RELIEF PITCHER (Total App.)

Chris Blazek	47
Sammy Gervacio	47
Ryan McKeller	45
Jose Oyervidez	42
Evan Englebrook	32
Ryan Thompson	19
Sean Walker	18
Tip Fairchild	12
Chris Salamida	11
German Melendez	10
Paul Estrada	9
Bo Hall	8
Kyle Middleton	6
Sergio Perez	2
Brian Gordon	1
Casey Hudspeth	1

FIRST BASE

Ole Sheldon	84
Rob Cosby	55
Jimmy VanOstrand	1

SHORTSTOP

Wladimir Sutil	76
Tommy Manzella	53
Drew Sutton	11

RIGHT FIELD

Mitch Einertson	56
Eli Iorg	41
Jarred Ball	15
Brian Bogusevic	12
Ray Sadler	9
Jimmy VanOstrand	3
Orlando Rosales	2
Val Majewski	1
Wladimir Sutil	1

STARTING PITCHER

Chance Douglass	22
Bud Norris	19
Brad James	18
Polin Trinidad	18
Brian Bogusevic	17
Andy Van Hekken	11
Tip Fairchild	10
Casey Hudspeth	9
Sean Walker	8
Sergio Perez	5
Evan Englebrook	2
Wandy Rodriguez	1

SECOND BASE

Drew Sutton	94
Jonny Ash	22
Richie Paz	16
Rob Cosby	3
Wladimir Sutil	3
Kaz Matsui	2

LEFT FIELD

Billy Hart	72
Mitch Einertson	23
Val Majewski	13
Orlando Rosales	13
Ray Sadler	10
Jarred Ball	5
Wladimir Sutil	2
Jimmy VanOstrand	2

DESIGNATED HITTER

Richie Paz	28
Ole Sheldon	14
Billy Hart	12
Rob Cosby	9
Drew Sutton	9
Ray Sadler	5
Mitch Einertson	3
Eli Iorg	3
Val Majewski	2
Jarred Ball	1
Chris Johnson	1
Jimmy VanOstrand	1





2007 STARTS BY POSITION

CATCHER

Lou Santangelo	54
J.R. Towles	45
Jeff Mackor	22
Kevin Davidson	14
Jimmy Goethals	5

FIRST BASE

Todd Self	96
Neil Sellers	30
Michael Johnson	13
Drew Sutton	1

SECOND BASE

Jonny Ash	74
Edwin Maysonet	33
Drew Sutton	26
Oswaldo Fernando	7

THIRD BASE

Drew Sutton	88
Neil Sellers	49
Edwin Maysonet	2
Oswaldo Fernando	1

SHORTSTOP

Edwin Maysonet	60
Tommy Manzella	59
Oswaldo Fernando	14
Drew Sutton	7

LEFT FIELD

Ray Sadler	55
Beau Torbert	53
Francisco Caraballo	29
Noochie Varner	2
Todd Self	1

CENTER FIELD

Ray Sadler	64
Josh Flores	54
Tim Raines, Jr.	20
Beau Torbert	2

RIGHT FIELD

Francisco Caraballo	74
Noochie Varner	43
Ray Sadler	12
Todd Self	9
Beau Torbert	2

DESIGNATED HITTER

Noochie Varner	46
J.R. Towles	13
Todd Self	10
Neil Sellers	9
Michael Johnson	6
Tommy Manzella	1
Ray Sadler	1
Lou Santangelo	1
Drew Sutton	1

STARTING PITCHER

Felipe Paulino	21
Jimmy Barthmaier	16
Josh Muecke	16
Troy Patton	16
Ronnie Martinez	15
Chance Douglass	11
Josh Miller	10
Miguel Asencio	9
Brad James	9
Brian Bogusevic	6
German Melendez	4
Tip Fairchild	2
Rick White	2
Brandon Backe	1
Jason Jennings	1
Brad Lidge	1

RELIEF PITCHER (Total App.)

Kyle Middleton	44
German Melendez	40
Ryan Thompson	38
Brian Gordon	30
Jeff Wigdahl	22
Josh Muecke	16
Josh Miller	15
Sammy Gervacio	13
Evan Englebrook	11
Robert Stiehl	10
Jimmy Barthmaier	8
Tim LaVigne	8
Ronnie Martinez	6
Enyelbert Soto	6
Ryan McKeller	5
Travis Phelps	5
Dan Foli	3
Miguel Asencio	1
Chance Douglass	1
Felipe Paulino	1



Jeff Mackor





2006 STARTS BY POSITION

CATCHER

J.R. House	65
Kevin Davidson	53
Brian Peterson	21

FIRST BASE

Walter Young	57
J.R. House	28
John Fagan	22
Josh Bonifay	20
Derek Nicholson	10
Jared Sandberg	2

SECOND BASE

Jonny Ash	109
Josh Bonifay	17
Oswaldo Fernando	10
Wade Robinson	2
Kevin Davidson	1

THIRD BASE

Mark Saccomanno	79
Jared Sandberg	35
Josh Bonifay	22
Ben Zobrist	2
Oswaldo Fernando	1

SHORTSTOP

Ben Zobrist	79
Oswaldo Fernando	38
Wade Robinson	22

LEFT FIELD

Jorge Cortes	121
John Fagan	8
Josh Anderson	8
Hunter Pence	1
Tike Redman	1

CENTER FIELD

Josh Anderson	116
Hunter Pence	21
Tike Redman	2

RIGHT FIELD

Hunter Pence	104
Tike Redman	17
John Fagan	8
Derek Nicholson	6
Josh Anderson	4

DESIGNATED HITTER

Josh Bonifay	45
Walter Young	31
Derek Nicholson	15
Hunter Pence	7
Tike Redman	5
Oswaldo Fernando	3
Jared Sandberg	3
J.R. House	2
Ben Zobrist	2
Josh Anderson	1
Jorge Cortes	1

STARTING PITCHER

Chance Douglass	26
Josh Miller	22
Juan Gutierrez	20
Matt Albers	19
Mitch Talbot	17
Ronnie Martinez	9
Josh Muecke	9
Troy Patton	8
Chad Reineke	4
Carlos Hernandez	3
Blake Allen	1
Roger Clemens	1

RELIEF PITCHER (Total App.)

Paul Estrada	56
David Rollandini	47
Aaron Williams	46
Monte Mansfield	30
Jailen Peguero	27
Blake Allen	18
Josh Muecke	16
Jon Skaggs	14
Steve Kent	11
Josh Miller	11
Chad Reineke	11
Carlos Hernandez	4
Chance Douglass	2
Ronnie Martinez	1
Mitch Talbot	1





2005 STARTS BY POSITION

CATCHER

Hector Gimenez	86
Dax Norris	52
Humberto Quintero	3

FIRST BASE

Mark Saccomanno	46
J.R. Phillips	36
Dax Norris	23
Hector Gimenez	15
Junior Zamora	14
John Fagan	6
Pat Peavey	1

SECOND BASE

Eric Riggs	70
Ray Navarrete	26
Brooks Conrad	22
Wade Robinson	13
Jason Clements	10

THIRD BASE

Mark Saccomanno	76
Tommy Whiteman	20
Junior Zamora	20
Ray Navarrete	14
Alex Eckelman	6
Pat Peavey	4
Eric Riggs	1

SHORTSTOP

Eric Riggs	52
Wade Robinson	52
Tommy Whiteman	21
Alex Eckelman	15
Jason Clements	1

LEFT FIELD

Mike Rodriguez	101
Carlos Rodriguez	32
Ray Navarrete	4
John Fagan	2
Gavin Wright	2

CENTER FIELD

Josh Anderson	127
Charlton Jimerson	11
Mike Rodriguez	3

RIGHT FIELD

Charlton Jimerson	99
John Fagan	25
Carlos Rodriguez	15
Ray Navarrete	2

DESIGNATED HITTER

Carlos Rodriguez	32
Dax Norris	21
Hector Gimenez	15
John Fagan	14
Mark Saccomanno	12
J.R. Phillips	5
Pat Peavey	4
Jeff Bagwell	3
Ray Navarrete	2
Charlton Jimerson	1
Brooks Kieschnick	1
Eric Riggs	1
Gavin Wright	1

STARTING PITCHER

Jason Hirsh	29
Tim McClaskey	26
Chris Sampson	19
Mark McLemore	15
Philip Barzilla	14
Fernando Nieve	14
Peter Bauer	8
Blake Allen	6
Scott MacRae	4
Brandon Backe	2
Fernando Rijo	2
Jamie Merchant	1
Wandy Rodriguez	1

RELIEF PITCHER (Total App.)

Jailen Peguero	50
Monte Mansfield	43
Fernando Rijo	32
Philip Barzilla	27
Jamie Merchant	23
Aaron Williams	22
Roberto Giron	21
Kevin Hodge	14
Chris Sampson	13
Scott MacRae	12
Blake Allen	10
Brooks Kieschnick	5
Peter Bauer	3
Josh Miller	3
Brandon Backe	2
Tim McClaskey	1
Eric Riggs	1
Wandy Rodriguez	1





CAREER STARTS BY POSITION

(Top 3 at each position)

CATCHER

Lou Santangelo	222
Rene Garcia	140
Roberto Pena	125

FIRST BASE

Conrad Gregor	218
Jon Singleton	191
Jimmy VanOstrand	155

SECOND BASE

Jonny Ash	205
Enrique Hernandez	135
Drew Sutton	120

THIRD BASE

Jonathan Meyer	180
Jhon Florentino	177
J.D. Davis	172

SHORTSTOP

Wladimir Sutil	310
Jio Mier	251
Jonathan Villar	163

LEFT FIELD

Jorge Cortes	121
Leo Heras	112
Mike Rodriguez	101

CENTER FIELD

Josh Anderson	243
T.J. Steele	162
Teoscar Hernandez	128

RIGHT FIELD

Jon Gaston	150
Mitch Einertson	125
Ramon Laureano	108

DESIGNATED HITTER

Jimmy VanOstrand	81
Jon Singleton	47
Kody Hinze	46
Noochie Varner	46

STARTING PITCHER

Ross Seaton	64
Chance Douglass	59
Brad James	48

RELIEF PITCHER (Total Appearances)

Jailen Peguero	109
Erick Abreu	96
Danny Meszaros	93
Patrick Urckfitz	93



Josh Anderson batted .296 with 150 runs, 42 doubles, 13 triples & 93 steals in 257 games with the Hooks from 2005-06.





ALL-TIME ROSTER

College/University listed if applicable

A (18)

Fernando Abad (LHP) 2009-2010
Erick Abreu (RHP) 2009-2012
Michael Affronti (IF) 2010 | Le Moyne College (NY)
Ruben Alaniz (RHP) 2013-2015
Luis Alvarez (C) 2013
Matt Albers (RHP) 2006 | San Jacinto College (TX)
Blake Allen (LHP) 2005-2006 | Union University (TN)
Jose Altuve (IF) 2011
Josh Anderson (OF) 2005-2006 | Eastern Kentucky
Andrew Aplin (OF) 2014-2015 | Arizona State
Mark Appel (RHP) 2014-2015 | Stanford
Douglas Arguello (LHP) 2009-2010
Jonnathan Aristil (RHP) 2011-2012
Rogelio Armenteros (RHP) 2016
Miguel Asencio (RHP) 2007
Jonny Ash (IF) 2006-2008 | Stanford
Marlon Avea (C) 2016
Rodrigo Ayarza (OF) 2016

B (34)

Brandon Backe (RHP) 2005, 2007, 2009 | Galveston College
Angel Baez (RHP) 2015
Jeff Bagwell (DH) 2005 | University of Hartford
Adam Bailey (OF) 2011-2012 | Nebraska
Jarred Ball (OF) 2008
Travis Ballew (RHP) 2014-2015 | Texas State-San Marcos
Clint Barmes (IF) 2011 | Indiana State
Brandon Barnes (OF) 2009, 2011-2012 | Cypress College (CA)
Jimmy Barthmaier (RHP) 2007
Philip Barzilla (LHP) 2005 | Rice
Peter Bauer (RHP) 2005 | South Carolina
Kenny Baugh (RHP) 2009 | Rice
Ihan Bernal (C) 2017
David Berner (LHP) 2011 | San Jose State
Ryne Birk (IF) 2017 | Texas A&M
Chris Blazek (LHP) 2008 | Vermont
Geoff Blum (IF) 2010 | Cal
Brian Bogusevic (LHP, OF) 2007-2008 | Tulane
Josh Bonifay (IF) 2006 | UNC-Wilmington
Aaron Boone (IF) 2009 | USC
Brett Booth (C) 2015 | Alabama
Bobby Borchering (IF) 2012
Akeem Bostick (RHP) 2017
Jason Bourgeois (OF) 2011
Bobby Boyd (OF) 2016-2017 | West Virginia
Alex Bregman (IF) 2016 | Louisiana State
Doug Brocail (RHP) 2009 | Lamar Community College (CO)
Tyler Brunnemann (RHP) 2015 | Hardin-Simmons (TX)
Jake Buchanan (RHP) 2011-2013 | North Carolina State
Travis Buck (OF) 2012 | Arizona State
Michael Burgess (OF) 2013

T.J. Burton (RHP) 2009-2010
Barry Butera (IF) 2010 | Boston College
Bubbie Buzachero (RHP) 2010 | Tennessee Tech

C (28)

Marcos Cabral (IF) 2010 | Broward College (FL)
Colton Cain (LHP) 2014
Carlos Canelon (C) 2017
Francisco Caraballo (OF) 2007
David Carpenter (RHP) 2011 | West Virginia
Cesar Carrillo (RHP) 2011
Albert Cartwright (IF) 2010 | Polk State (FL)
Erik Castro (IF) 2013 | San Diego State
Jason Castro (C) 2009, 2012 | Stanford
Xavier Cedeno (LHP) 2011 | Miami Dade Community College (FL)
Kevin Chapman (LHP) 2012 | Florida
Jose Cisnero (RHP) 2012
Cody Clark (C) 2013 | Wichita State
Koby Clemens (C, IF) 2009-2010
Paul Clemens (RHP) 2011-2012 | Louisburg Junior College (NC)
Roger Clemens (RHP) 2006 | Texas
Jason Clements (IF) 2005 | Oral Roberts
MP Cokinos (IF/C) 2014 | St. Mary's University (TX)
Kevin Comer (RHP) 2016-2017
Brooks Conrad (IF) 2005 | Arizona State
David Cook (OF) 2010 | Miami (OH)
Carlos Correa (IF) 2015, 2017
Jorge Cortes (OF) 2006
Jarred Cosart (RHP) 2011-2012
Rob Cosby (IF) 2008
Chris Cotton (LHP) 2015-2016 | LSU
Luis Cruz (LHP) 2013-2014
John Curtis (PH) 2010 | Cal State-Fullerton

D (20)

Kevin Davidson (C) 2006-2007 | Rollins College (FL)
J.D. Davis (IF) 2016-2017 | Cal State-Fullerton
Ryan Deemes (RHP) 2016-2017 | Nicholls State
Dean Deetz (RHP) 2016-2017 | Northeastern Oklahoma A&M
Bryan De La Cruz (OF) 2017
Jorge De Leon (RHP) 2013-2014
Collin DeLome (OF) 2009 | Lamar
Yeyfry Del Rosario (RHP) 2016
Delino DeShields, Jr. (OF) 2014
Chris Devenski (RHP) 2014-2015 | Cal State-Fullerton
Mike Diaz (PH) 2009
Michael Dimock (RHP) 2014 | Wake Forest
Bobby Doran (RHP) 2012-2013 | Texas Tech
Jacob Dorris (RHP) 2016-2017 | Texas A&M-Corpus Christi
Chance Douglass (RHP) 2006-2008





ALL-TIME ROSTER

College/University listed if applicable

Darin Downs (LHP) 2014
Jonas Dufek (RHP) 2013, 2015 | Creighton
Matt Duffy (IF) 2013-2014 | Tennessee
German Duran (IF) 2009-2010 | TCU
Brock Dykxhoorn (RHP) 2017 | Central Arizona

E (9)

Alex Eckelman (IF) 2005 | Ohio State
Mitch Einertson (OF) 2008-2009
Kent Emanuel (LHP) 2015-2016 | North Carolina
Evan Englebrook (RHP) 2007-2010 | Shippensburg State (PA)
Chris Epps (OF) 2014 | Clemson
Darin Erstad (IF-OF) 2009 | Nebraska
Sergio Escalona (LHP) 2013
Brian Esposito (C) 2009-2011 | Connecticut
Paul Estrada (RHP) 2006, 2008-2009

F (22)

John Fagan (OF) 2005-2006 | San Jose State
Tip Fairchild (RHP) 2007-2008 | University of Southern Maine
Danny Fatheree (DH) 2005
Scott Feldman (RHP) 2015 | College of San Mateo (CA)
Michael Feliz (RHP) 2015, 2017
Drew Ferguson (OF) 2016-2017 | Belmont
Jay Fernandez (C) 2012
Osvaldo Fernando (IF) 2006-2007
Riley Ferrell (RHP) 2017 | TCU
Josh Fields (RHP) 2013, 2015 | Georgia
Derek Fisher (OF) 2016 | Virginia
Jonathon Fixler (C) 2008-2011 | Indiana
Jhon Florentino (IF) 2009-2010
Adalberto Flores (RHP) 2012
David Flores (IF) 2011 | Cal State Sacramento
Josh Flores (OF) 2007, 2009 | Triton College (IL)
Dan Foli (RHP) 2007 | Walters State Community College (TN)
Mike Foltyniewicz (RHP) 2013
Nolan Fontana (IF) 2014, 2016 | Florida
Michael Freeman (LHP) 2015-2017 | Oklahoma State
Edison Frias (RHP) 2015-2016
Emerson Frostad (C/IF) 2011 | Lewis & Clark State (ID)

G (23)

Alejandro Garcia (OF) 2016-2017
Rene Garcia (C) 2012-2014 | Colegio Sagrada Familia (PR)
Michael Garciaparra (IF) 2010
Ralph Garza (RHP) 2017 | Oklahoma
Jon Gaston (OF) 2010-2011 | Arizona
Evan Gattis (C) 2016-2017 | Texas Permian-Basin
T.J. Geith (LHP) 2013-2014 | Louisiana-Lafayette

Sammy Gervacio (RHP) 2007-2008, 2011
Hector Gimenez (C) 2005
Roberto Giron (RHP) 2005
Jacob Goebbert (OF) 2011-2012 | Northwestern
Jimmy Goethals (C) 2007-2008 | Menlo College (CA)
Carlos Gomez (OF) 2016
Alfredo Gonzalez (C) 2015-2016
Brian Gordon (RHP) 2007-2008
Kyle Greenwalt (RHP) 2011
Conrad Gregor (IF) 2014-2016 | Vanderbilt
Evan Grills (LHP) 2016
Robbie Grossman (OF) 2012
Reymin Guduan (LHP) 2015-2016
Yulieski Gurriel (IF) 2016
Jandel Gustave (RHP) 2015
Juan Gutierrez (RHP) 2006

H (28)

Josh Hader (LHP) 2014-2015
Bo Hall (RHP) 2008 | Central Florida
Kyle Hallock (LHP) 2013 | Kent State
Will Harris (RHP) 2017 | LSU
Billy Hart (OF) 2008 | USC
Michael Hauschild (RHP) 2014-2015 | University of Dayton
Ben Heath (C) 2010, 2012 | Penn State
Matt Heidenreich (RHP) 2012-2014
Tyler Heineman (C) 2014-2015 | UCLA
Brad Hennessey (RHP) 2011 | Youngstown State
Leo Heras (OF) 2013-2015
Angel Heredia (RHP) 2016
Carlos Hernandez (LHP) 2006
Enrique Hernandez (IF) 2012-2014
Federico Hernandez (C) 2010-2011
Nick Hernandez (RHP) 2017 | Houston
Teoscar Hernandez (OF) 2014-2016
Chris Hicks (RHP) 2011-2012 | Georgia Tech
Kevin Hill (RHP) 2017 | South Alabama
Kody Hinze (IF) 2011-2012 | Angelina College (TX)
Carlos Hiraldo (LHP) 2017
Jason Hirsh (RHP) 2005 | Cal Lutheran
Kevin Hodge (RHP) 2005 | Rice
Brian Holmes (LHP) 2015-2016 | Wake Forest
J.R. House (C) 2006
Adrian Houser (RHP) | 2015
Casey Hudspeth (RHP) 2008-2009 | South Florida
Mott Hyde (IF) 2016-2017 | Georgia Tech

I (1)

Eli Iorg (OF) 2008 | Tennessee





ALL-TIME ROSTER

College/University listed if applicable

J (10)

Brad James (RHP) 2007-2009, 2011 | North Central Texas
Josh James (RHP) 2017 | Western Oklahoma State
Jordan Jankowski (RHP) 2014 | Catawba College
Jason Jennings (RHP) 2007 | Baylor
Charlton Jimerson (OF) 2005 | Miami (FL)
Chris Johnson (IF) 2008 | Stetson
Jeremy Johnson (RHP) 2010
Michael Johnson (IF) 2007 | Clemson
Spencer Johnson (IF/OF) 2017 | Missouri State
Zach Johnson (IF) 2013 | Oklahoma State

K (10)

Tony Kemp (IF) 2014-2015 | Vanderbilt
Jon Kemmer (OF) 2015 | Brewton-Parker College (GA)
Steve Kent (LHP) 2006 | Florida International
Jeff Keppinger (IF) 2010 | Georgia
Dallas Keuchel (LHP) 2010-2011, 2017 | Arkansas
Brooks Kieschnick (RHP) 2005 | Texas
Blake King (RHP) 2011 | Eastern Oklahoma State Junior College
Kody Kirkland (IF) 2010 | College of Southern Idaho
Marc Krauss (OF) 2012 | Ohio University
Jordan Kreke (IF) 2012 | Eastern Illinois University

L (16)

Cameron Lamb (LHP) 2013
Mitchell Lambson (LHP) 2014-2015 | Arizona State
Ramon Laureano (OF) 2016-2017 | Northeast Oklahoma A&M
Tim Lavigne (RHP) 2007 | Virginia
Carlos Lee (IF) 2012
Arcenio Leon (RHP) 2010-2012
Brad Lidge (RHP) 2007 | Notre Dame
Matt Lindstrom (RHP) 2010 | BYU-Idaho
Chia-Jen Lo (RHP) 2009-2010, 2013
Drew Locke (OF) 2009, 2012 | Boston College
Kenny Long (LHP) 2013 | Illinois State
Jose Lopez (C) 2008-2009
Wilton Lopez (RHP) 2009
Jed Lowrie (IF) 2015 | Stanford
Tyler Lumsden (LHP) 2009-2010 | Clemson
Jordan Lyles (RHP) 2010

M (50)

Jeff Mackor (C) 2007 | Boston College
Scott MacRae (RHP) 2005 | Valdosta State (GA)
Val Majewski (OF) 2008 | Rutgers
Monte Mansfield (RHP) 2005-2006 | Riverside CC (CA)
Tommy Manzella (IF) 2007-2008, 2010 | Tulane
Francis Martes (RHP) 2015-2016
David Martinez (RHP) 2013
Jose Martinez (IF) 2012-2013
J.D. Martinez (OF) 2010-2011, 2013 | Nova Southeastern

Jake Marisnick (OF) 2017
Jason Martin (OF) 2017
Ronnie Martinez (RHP) 2006-2007
Kaz Matsui (IF) 2008-2009
Justin Maxwell (OF) 2012-2013 | Maryland
Jack Mayfield (IF) 2015-2017 | Oklahoma
Edwin Maysonet (IF) 2007 | Delta State (MS)
Dexture McCall (OF) 2017 | Hillsborough CC (FL)
Tim McClaskey (RHP) 2005 | Muscatine CC (IA)
Lance McCullers (RHP) 2015-2017
Ryan McCurdy (C) 2012-2013 | Duke
Brendan McCurry (RHP) 2016 | Oklahoma State
Chase McDonald (IF) 2016 | East Carolina
Collin McHugh (RHP) 2017 | Berry College (GA)
Ryan McKeller (RHP) 2007-2009 | McLennan CC (TX)
Mark McLemore (LHP) 2005 | Oregon State
German Melendez (RHP) 2007-2008
Jamie Merchant (RHP) 2005 | Vermont
Brandon Meredith (OF/IF) 2014-2015 | San Diego State
Danny Meszaros (RHP) 2009-2011 | College of Charleston
Drew Meyer (IF) 2009 | South Carolina
Jonathan Meyer (IF) 2013-2014
Arturo Michelena (IF) 2017
Kyle Middleton (RHP) 2007-2008 | Jefferson Davis CC (AL)
Jio Mier (IF) 2013-2015
Josh Miller (RHP) 2005-2007 | North Carolina State
Juan Minaya (RHP) 2014-2015
Albert Minnis (LHP) 2015-2017 | Wichita State
Bryan Muniz (IF) 2017 | Southeastern (FL)
Daniel Minor (RHP) 2015 | Texas A&M-Corpus Christi
Ronnie Mitchell (OF) 2016 | Dallas Baptist
Brian Moehler (RHP) 2009 | UNC-Greensboro
Felix Molina (IF) 2009
Chan-Jong Moon (IF) 2015-2016
Colin Moran (IF) 2014-2015 | North Carolina
Nick Moresi (OF) 2009 | Fresno State
Charlie Morton (RHP) 2017
Josh Muecke (LHP) 2006-2007 | Loyola Marymount
Drew Muren (OF) 2012-2013 | California State Northridge
Joe Musgrove (RHP) 2015-2016
Wes Musick (LHP) 2012 | Houston

N (9)

Telvin Nash (IF) 2014-2015
Ray Navarrete (IF) 2005 | Seton Hall
Matt Nevarez (RHP) 2010-2011
Derek Nicholson (IF) 2006 | Florida
Fernando Nieve (RHP) 2005
Rico Noel (OF) 2017 | Coastal Carolina
Bud Norris (RHP) 2008 | Cal Poly-San Luis Obispo
Dax Norris (C) 2005 | Alabama
Antonio Nunez (IF) 2016-2017 | Western Oklahoma State





ALL-TIME ROSTER

College/University listed if applicable

O (4)

Brett Oberholtzer (LHP) 2011-2012 | Seminole CC (FL)
Mark Ori (IF) 2009 | Northwestern
Ben Orloff (IF) 2012-2013 | California Irvine
Jose Oyervidez (RHP) 2008 | Laredo CC (TX)

P (24)

Jimmy Paredes (IF) 2011
Freddy Parejo (OF) 2010
Troy Patton (LHP) 2006-2007
David Paulino (RHP) 2016
Felipe Paulino (RHP) 2007, 2010
Nelson Payano (LHP) 2010
Richie Paz (IF) 2008
Brad Peacock (RHP) 2015 | Palm Beach CC (CA)
Pat Peavey (IF) 2005 | Santa Clara (CA)
Jailen Peguero (RHP) 2005-2006, 2010
Roberto Pena (C) 2015-2016
Hunter Pence (OF) 2006 | Texas-Arlington
Mike Perconte (RHP) 2011 | Murray State (KY)
Carlos Perdomo (IF) 2014
Carlos Perez (C) 2013
Cionel Perez (LHP) 2017
Franklin Perez (RHP) 2017
Sergio Perez (RHP) 2008-2010 | University of Tampa
Tyson Perez (RHP) 2014-2015 | Fresno City College
Brian Peterson (C) 2006 | Bellevue University (NE)
Eric Peterson (RHP) 2016-2017 | North Carolina State
Travis Phelps (RHP) 2007 | Crowder College (MO)
Brett Phillips (OF) 2015
J.R. Phillips (IF) 2005

Q (4)

Chad Qualls (RHP) 2015 | Univ. of Nevada-Reno
Yoanys Quiala (RHP) 2017
Humberto Quintero (C) 2005, 2008
Carlos Quevedo (RHP) 2013

R (20)

Tim Raines, Jr. (OF) 2007
Yohan Ramirez (RHP) 2017
James Ramsay (OF) 2016 | South Florida
Rob Rasmussen (LHP) 2012 | UCLA
A.J. Reed (IF) 2015 | Kentucky
Tike Redman (OF) 2006
Chad Reineke (RHP) 2006 | Miami (FL)
Eric Riggs (IF) 2005 | Central Florida
Fernando Rijo (RHP) 2005
Jamie Ritchie (C) 2017 | Belmont
Andrew Robinson (RHP) 2011, 2013-2014 | Georgia Tech

Wade Robinson (IF) 2005-2006 | Louisiana Tech
Carlos Rodriguez (OF) 2005 | Louisville
Richard Rodriguez (RHP) 2014
Brady Rodgers (RHP) 2013-2014 | Arizona State
Mike Rodriguez (OF) 2005 | Miami (FL)
Wandy Rodriguez (LHP) 2005, 2008, 2011
David Rollandini (RHP) 2006 | Oklahoma State
David Rollins (LHP) 2013-2014 | San Jacinto JC (Houston)
Orlando Rosales (OF) 2008 | University of Tampa

S (44)

Mark Saccomanno (IF) 2005-2006 | Baylor
Ray Sadler (OF) 2007-2009 | Hill College (TX)
Chris Salamida (LHP) 2008-2009 | SUNY Oneonta
Chris Sampson (RHP) 2005, 2010 | Texas Tech
Ozziel Sanchez-Galan (IF) 2017
Jared Sandberg (IF) 2006
Edgardo Sandoval (RHP) 2016
Domingo Santana (OF) 2013
Lou Santangelo (C) 2007-2008, 2010 | Seton Hall/Clemson
Juan Santos (RHP) 2016
Gonzalo Sanudo (RHP) 2013, 2015-2016
David Schmidt (RHP) 2016 | Stanford
Joe Sclafani (IF) 2014-2015 | Dartmouth
Jordan Scott (OF) 2014
Troy Scribner (RHP) 2014 | Sacred Heart University (CT)
Ross Seaton (RHP) 2011-2014
Todd Self (IF) 2007 | Louisiana-Monroe
Neil Sellers (IF) 2007 | Eastern Kentucky
Rob Semerano (RHP) 2009 | Fordham
Ole Sheldon (IF) 2008 | Oklahoma
Tommy Shirley (LHP) 2014 | Xavier University
J.B. Shuck (OF) 2010 | Ohio State
Andy Simunic (IF/OF) 2011-2012 | Tennessee
Jonathan Singleton (IF/OF) 2012-2013, 2017
Tony Sipp (LHP) 2017 | Clemson
Jon Skaggs (RHP) 2006 | Rice
Kyle Smith (RHP) 2014, 2016-2017
Cy Sneed (RHP) 2016-2017 | Dallas Baptist
Alex Sogard (LHP) 2012-2014 | North Carolina State
Henry Sosa (RHP) 2011
Ruben Sosa (OF) 2014 | Oklahoma City University
Enyelbert Soto (LHP) 2007
Chad Spann (IF) 2009
George Springer (OF) 2012-2013, 2015 | Connecticut
Max Stassi (C) 2013, 2017
T.J. Steele (OF) 2010-2012 | Arizona
Robert Stiehl (RHP) 2007 | El Camino College (CA)
Erik Stiller (RHP) 2010 | Princeton





ALL-TIME ROSTER

College/University listed if applicable

Jason Stoffel (RHP) 2011-2013 | Arizona
Myles Straw (OF) 2017 | St. Johns River CC (FL)
Garrett Stubbs (C) 2016-2017 | Southern California
Sean Stutzman (LHP) 2017 | Dallas Baptist
Wladimir Sutil (IF) 2008-2011
Drew Sutton (IF) 2007-2008 | Baylor

T (16)

Mitch Talbot (RHP) 2006
Nick Tanielu (IF) 2016 | Washington State
Andrew Thome (RHP) 2017 | North Dakota
J.C. Thompson (IF) 2011-2012 | Western Oklahoma JC
Ryan Thompson (RHP) 2007-2008 | Florida Southern College
Ryan Thompson (RHP) 2016-2017 | Campbell
Trent Thornton (RHP) 2016-2017 | North Carolina
Beau Torbert (OF) 2007 | Faulkner University (AL)
Ronny Torreyes (IF) 2013
Raoul Torrez (IF/OF) 2013 | Arizona State
J.R. Towles (C) 2007, 2010 |
Collin Co. Comm. College (TX)/North Central TX JC
Polin Trinidad (LHP) 2008-2010
Kristian Trompiz (IF) 2017
Nick Tropeano (RHP) 2013 | SUNY Stony Brook (NY)
Kyle Tucker (OF) 2017
Preston Tucker (OF) 2013-2014, 2016 | Florida

U (1)

Patrick Urckfitz (LHP) 2010-2011, 2013-2014 |
SUNY Monroe (NY)

V (12)

Framer Valdez (LHP) 2017
Jose Valdez (RHP) 2010
Jose Vallejo (IF) 2010-2011
Jose Valverde (RHP) 2009
Andy Van Hekken (LHP) 2008-2009
Rafael Valenzuela (IF) 2013
Jimmy VanOstrand (OF) 2008-2011 | Cal Poly-San Luis Obispo
Noochie Varner (OF) 2007 | St. Catharine College (KY)
Danry Vasquez (OF) 2015-2016
Vince Velasquez (RHP) 2015
Henry Villar (RHP) 2010-2012
Jonathan Villar (IF) 2011-2012

W (28)

Brian Wabick (RHP) 2010 | Oakton Community College (IL)
Chad Wagler (RHP) 2009 | Kent State
Edwin Walker (LHP) 2010
Sean Walker (RHP) 2008 | Baylor

Chris Wallace (C) 2011-2012 | Houston
Colin Walsh (IF) 2017 | Stanford
Andrew Walter (RHP) 2017
Austin Wates (OF) 2012-2013 | Virginia Tech
Charlie Weatherby (RHP) 2009 | North Carolina
Scott Weathersby (RHP) 2016 | Mississippi
Kyle Weiland (RHP) 2014 | Notre Dame
Jared Wells (RHP) 2010 | Tyler JC/San Jacinto College (TX)
Aaron West (RHP) 2014-2016 | University of Washington
Kyle Westwood (RHP) 2015 | North Florida
Tyler White (IF) 2015 | Western Carolina
Rick White (RHP) 2007 | W. Kentucky Comm. and Technical Coll.
Tommy Whiteman (IF) 2005 | Oklahoma
Forrest Whitley (RHP) 2017
Jeff Wigdahl (LHP) 2007 | St. Mary's (TX)
Marc Wik (OF) 2015 | Chabot College (CA)
Brandon Wikoff (IF) 2011-2012 | Illinois
Aaron Williams (RHP) 2005-2006 | SUNY Alfred
Alex Winkelman (LHP) 2017 | Southeast Missouri State
Tyler Wolfe (IF) 2017 | Kansas State
Trent Woodward (C) 2015-2017 | Cal State-Fresno
Asher Wojciechowski (RHP) 2012-2013 | The Citadel
Shane Wolf (LHP) 2010-2011 | Buffalo/Ithaca College (NY)
Gavin Wright (OF) 2005 | Blinn College (TX)

Y (2)

Walter Young (IF) 2006
Keegan Yuhl (RHP) 2016 | Concordia

Z (3)

Junior Zamora (IF) 2005
Josh Zeid (RHP) 2011-2012 | Vanderbilt/Tulane
Ben Zobrist (IF) 2006 | Olivet Nazarene Univ. (IL)/Dallas Baptist

Aaron Williams (RHP) 2005-2006 | SUNY Alfred
Alex Winkelman (LHP) 2017 | Southeast Missouri State
Tyler Wolfe (IF) 2017 | Kansas State
Trent Woodward (C) 2015-2017 | Cal State-Fresno

A total of 436 men have played for the Hooks during the club's first 13 seasons.

Eight men have played portions of as many as four seasons with the Hooks. They are Erick Abreu, Evan Englebrook, Jonathon Fixler, Brad James, Ross Seaton, Wladimir Sutil, Patrick Urckfitz and Jimmy VanOstrand.





OPENING DAY LINEUPS

April 7, 2005 at San Antonio (L 2-3)

Josh Anderson	CF
Ray Navarrete	2B
Charlton Jimerson	RF
Dax Norris	DH
Junior Zamora	1B
Hector Gimenez	C
Mike Rodriguez	LF
Mark Saccomanno	3B
Alex Eckelman	SS
Fernando Nieve	P

April 6, 2006 vs. San Antonio (L 3-4)

Josh Anderson	CF
Oswaldo Fernando	DH
Ben Zobrist	SS
J.R. House	C
Hunter Pence	RF
Jared Sandberg	3B
Jorge Cortes	LF
John Fagan	1B
Jonny Ash	2B
Juan Gutierrez	P

April 7, 2007 at Wichita (W 5-1, 7)

Drew Sutton	3B
Tim Raines, Jr.	CF
Todd Self	1B
Lou Santangelo	C
Ray Sadler	LF
Jonny Ash	2B
Francisco Caraballo	RF
Neil Sellers	DH
Edwin Maysonet	SS
Troy Patton	P

April 3, 2008 vs. Tulsa (W 8-7, 11)

Drew Sutton	2B
Tommy Manzella	SS
Chris Johnson	3B
Rob Cosby	1B
Mitch Einertson	RF
Lou Santangelo	C
Eli Iorg	CF
Billy Hart	LF
Brad James	P

April 9, 2009 vs. Tulsa (W 9-3)

Collin DeLome	LF
Drew Meyer	2B
Jhon Florentino	3B
Mark Ori	1B
Mitch Einertson	RF
Brian Esposito	C
Josh Flores	CF
Wladimir Sutil	SS
Sergio Perez	P

April 8, 2010 at Tulsa (W 7-0)

J.B. Shuck	LF
T.J. Steele	CF
German Duran	2B
Koby Clemens	1B
Jon Gaston	RF
Jhon Florentino	3B
Wladimir Sutil	SS
Brian Esposito	C
Sergio Perez	P

April 7, 2011 at Tulsa (L 2-3)

Wladimir Sutil	SS
Jimmy Paredes	2B
J.D. Martinez	LF
Jon Gaston	RF
T.J. Steele	CF
Jimmy VanOstrand	1B
Federico Hernandez	C
David Flores	3B
Xavier Ceden0	P

April 5, 2012 vs. NWA (W 9-0)

Jonathan Villar	SS
Austin Wates	LF
Kody Hince	DH
Jon Singleton	1B
Brandon Barnes	CF
T.J. Steele	RF
Jose Martinez	2B
Chris Wallace	C
Jordan Kreke	3B
Jarred Cosart	P

April 4, 2013 vs. Springfield (W 3-2)

Austin Wates	LF
George Springer	CF
Jio Mier	SS
Michael Burgess	DH
Domingo Santana	RF
Jonathan Meyer	3B
Erik Castro	1B
Enrique Hernandez	2B
Rene Garcia	C
Ross Seaton	P

April 3, 2014 at Tulsa (L 4-5, 11)

Delino DeShields, Jr.	CF
Nolan Fontana	SS
Andrew Aplin	RF
Matt Duffy	3B
Preston Tucker	DH
Enrique Hernandez	2B
Leo Heras	LF
MP Cokinos	1B
Rene Garcia	C
Brady Rodgers	P

April 9, 2015 at Springfield (W, 9-4)

Tony Kemp	2B
Carlos Correa	SS
Colin Moran	3B
Telvin Nash	DH
Tyler Heineman	C
Conrad Gregor	1B
Teoscar Hernandez	CF
Leo Heras	LF
Brandon Meredith	RF
Kent Emanuel	P

April 7, 2016 vs. Tulsa (W, 2-0)

Derek Fisher	RF
Alex Bregman	SS
Danry Vasquez	LF
Evan Gattis	DH
J.D. Davis	3B
Conrad Gregor	1B
Teoscar Hernandez	CF
Alfredo Gonzalez	C
Mott Hyde	2B
Joe Musgrove	P

April 6, 2017 at Arkansas (W, 2-1)

Ramon Laureano	RF	1-4, R
Garrett Stubbs	C	1-3, BB, K
Drew Ferguson	LF	1-3, 2 RBI, BB
Jon Singleton	1B	0-4, K
J.D. Davis	3B	1-4, K
Alejandro Garcia	CF	0-3, BB, K
Jack Mayfield	2B	0-3, BB
Bryan Muniz	DH	1-4, R, 2 K
Antonio Nunez	SS	0-2, 2 K
Trent Thornton	P	4.0-5-1-1-0-5

The Hooks have won nine of 11 season-opening games since 2007. Corpus Christi enters the 2018 campaign with a 9-4 record on Opening Day.

Shortstop Wladimir Sutil became the first player in club history to be penciled into the Opening Day lineup for a third season when he led off the 2011 campaign in Tulsa. No other player has been in the club's Opening Day lineup more than twice. The 2011 lineup also is the first in team history to have as many as three players who finished the season in the major leagues (Paredes, Martinez and Ceden0).



MEDIA GUIDE 2018



2017 GAME-BY-GAME RESULTS

Date	Opp	Score	Record	Winner	Loser	Save	Atten.	YTD Att.	Time
4/6	@ARK	W 2-1	1-0	Sneed (1-0)	Perry, B.	Thompson, 1	5,790		2:44
4/7	@ARK	L 1-6	1-1	Povse	Emanuel (0-1)		8,445		2:35
4/8	@ARK	W 6-1	2-1	Deetz (1-0)	Herb		8,887		2:45
4/9	@NWA	W 7-3	3-1	Peterson (1-0)	Fernandez		5,479		2:48
4/10	@NWA	W 3-2	4-1	James (1-0)	Ray	Comer, 1	2,902		2:39
4/11	@NWA	L 3-12	4-2	Lovvorn	Sneed (1-1)		3,714		2:58
4/13	ARK	L 0-9	4-3	Povse	Thornton (0-1)		6,434	6,434	2:47
4/14	ARK	W 5-4	5-3	Deetz (2-0)	Tago	Thompson, 2	6,606	13,040	2:57
4/15	ARK	W 5-0	6-3	Armenteros (1-0)	Ash	James, 1	4,971	18,011	2:18
4/16	NWA	W 10-4	7-3	Freeman (1-0)	Fernandez, P		3,811	21,822	2:39
4/17	NWA	L 7-9 (13)	7-4	Rico	Thompson (0-1)		3,632	25,454	3:45
4/18	NWA	W 10-9	8-4	Thornton (1-1)	Goudeau		3,407	28,861	3:21
4/20	@FRI	W 7-6 (11)	9-4	Freeman (2-0)	Gardewine	Dorris, 1	4,035		3:45
4/21	@FRI	W 8-3	10-4	James (2-0)	Garrett	Armenteros, 1	7,180		2:57
4/22	@FRI	L 3-5	10-5	Wiles	Dykxhoorn (0-1)	Dykstra	8,399		2:32
4/23	@FRI	L 3-5	10-6	Sadzeck	Thornton (1-2)	Wolff	8,788		2:23
4/24	MID	L 0-9	10-7	Walter	Smith (0-1)	Mann	3,916	32,777	2:37
4/25	MID	W 4-3 (12)	11-7	Thome (1-0)	Stull		3,862	36,639	3:34
4/26	MID	W 5-3	12-7	Thome (2-0)	Fillmyer	Freeman, 1	4,212	40,851	2:44
4/27	MID	L 3-6 (10)	12-8	Bragg	Peterson (1-1)	Finnegan	3,824	44,675	3:13
4/28	FRI	L 6-8	12-9	Slack	Ferrell (0-1)	Wolff	6,555	51,230	3:09
4/29	FRI	W 8-2	13-9	Bostick (1-0)	Jurado	Smith, 1	6,008	57,238	2:09
4/30	FRI	W 7-1	14-9	Emanuel (1-1)	Mendez		5,259	62,497	2:35
5/1	FRI	W 6-2	15-9	Deetz (3-0)	Dykstra		3,411	65,908	2:35
5/2	@MID	L 1-6	15-10	Mann	Armenteros (1-1)		2,805		3:02
5/3	@MID	L 3-12	15-11	Holmes	Dykxhoorn (0-2)		4,323		2:53
5/4	@MID	L 2-5	15-12	Stull	Sneed (1-2)	Seddon	4,417		3:05
5/5	@MID	L 4-10	15-13	Friedrichs	Bostick (1-1)		4,611		3:06
5/6	SA	L 2-3	15-14	Kennedy, B	Emanuel (1-2)	Wingenter	5,132	71,040	2:35
5/7	SA	L 1-7	15-15	Lloyd	James (2-1)		6,806	77,846	3:00
5/8	SA	L 3-5	15-16	Wieck	Thome (2-1)	Yardley	3,614	81,460	2:33
5/9	SA	L 4-6 (10)	15-17	Wingenter	Sneed (1-3)	Cimber	3,839	85,299	3:24
5/11	MID	L 1-3	15-18	Trivino	Peterson (1-2)	Finnegan	3,684	88,983	2:49
5/12	MID	L 1-2	15-19	Bracewell	Deetz (3-1)	Bragg	5,848	94,831	2:50
5/13	MID	W 7-1	16-19	Armenteros (2-1)	Stull		5,155	99,986	3:00
5/14	MID	W 4-0	17-19	Sneed (2-3)	Naile	Dorris, 2	3,801	103,787	2:36
5/15	@SA	L 0-4	17-20	Kelly	Dykxhoorn (0-3)		2,825		2:23
5/16	@SA	W 4-1	18-20	Smith (1-1)	De Los Santos	Thome, 1	3,398		2:39
5/17	@SA	L 3-5	18-21	Kennedy, B	Emanuel (1-3)	Wingenter	3,843		3:03
5/18	@SA	W 6-1	19-21	Deetz (4-1)	Lloyd		3,853		2:27
5/19	@FRI	W 2-1 (10)	20-21	James (3-1)	Filomeno	Thome, 2	9,095		2:52
5/20	@FRI	L 2-6	20-22	Jurado	Sneed (2-4)		11,009		3:01
5/21	@FRI	W 5-0	21-22	Bostick (2-1)	Ledbetter, D.		7,132		2:48
5/22	@FRI	W 7-6	22-22	Thome (3-1)	Garrett		9,541		2:44





2017 GAME-BY-GAME RESULTS

Date	Opp	Score	Record	Winner	Loser	Save	Atten.	YTD Att.	Time
5/24	SPR	L 2-3 (8)	22-23	Beck	Thome (3-2)	Herget			2:21
	SPR	W 5-2	23-23	Stutzman (1-1)	McKnight		4,135	107,922	2:07
5/25	SPR	W 4-3 (10)	24-23	Dorris (1-0)	Herget (0-2)		5,698	113,620	3:45
5/26	TUL	W 10-7	25-23	Sneed (3-4)	Sopko		5,228	118,848	3:04
5/27	TUL	W 1-0	26-23	Bostick (3-1)	Sborz	Smith, 2	7,658	126,506	2:42
5/28	TUL	L 1-3	26-24	Buehler	Deetz (4-2)	Sptitzbarth	5,771	132,277	2:36
5/30	@SPR	L 3-4	26-25	Herget	Dorris (1-1)		3,677		2:43
5/31	@SPR	L 4-5	26-26	Hudson	Armenteros	Bray	2,960		2:21
6/1	@SPR	W 6-4	27-26	Sneed (4-4)	Pearce	Thome, 3	5,658		3:04
6/2	@TUL	L 4-5	27-27	Sierra	Thome (3-3)		8,173		2:59
6/3	@TUL	W 5-3	28-27	Smith (2-1)	Buehler	Dorris, 3	6,561		2:43
6/4	@TUL	L 9-10	28-28	Kowalczyk	Stutzman (1-1)		4,268		2:38
6/6	FRI	W 5-1	29-28	Emanuel (2-3)	Jurado		5,859	138,136	2:41
6/7	FRI	L 3-4	29-29	Slack	James (3-2)	Gardewine	5,040	143,176	2:56
6/8	FRI	W 11-6	30-29	Dykhhoorn (1-3)	Ledbetter		4,331	147,507	3:06
6/9	FRI	L 1-3	30-30	Mendez	Valdez (0-1)	Garrett	5,703	153,210	2:26
6/10	@SA	L 1-3	30-31	Weir	Thome (3-4)	Wingenter	5,987		2:47
6/11	@SA	L 2-4	30-32	Kelly, M	Winkelman (0-1)	Wieck	3,277		2:15
6/12	@SA	L 3-7	30-33	McGrath	Dorris (1-2)		3,176		2:46
6/13	@SA	L 4-8	30-34	De Los Santos	James (3-3)		6,196		3:14
6/15	@MID	W 11-3	31-34	Sneed (5-4)	Holmes	Thompson, 3	4,576		3:02
6/16	@MID	W 6-2 (7)	32-34	Bostick (4-1)	Manarino				2:11
	@MID	W 4-3 (7)	33-34	Emanuel (3-3)	Trivino	Thome, 4	3,976		2:10
6/17	@MID	L 8-12	33-35	Bragg	Winkelman (0-2)	Finnegan	5,483		3:21
6/18	SA	L 1-2	33-36	De Los Santos	Dykhhoorn (1-4)	Wieck	5,004	158,214	2:48
6/19	SA	W 3-2	34-36	Quiala (1-0)	Huffman	Thome, 5	6,685	164,899	2:16
End of the First Half									
6/20	SA	W 6-1	1-0, 35-36	Sneed (6-4)	Nading		4,109	169,008	2:46
6/21	SA	L 4-7	1-1, 35-37	Kelly	Emanuel (3-4)	Wingenter	4,524	173,532	2:37
6/22	FRI	W 6-5 (11)	2-1, 36-37	Thome (4-4)	Bolinger		6,122	179,654	3:34
6/23	FRI	L 2-3	2-2, 36-38	McCain	Armenteros (2-3)	Garrett	5,651	185,305	3:36
6/24	FRI	W 11-4	3-2, 37-38	Dykhhoorn (2-4)	Wiles		5,361	190,666	2:48
6/25	FRI	W 4-2	4-2, 38-38	Sneed (7-4)	Mendez, Y	James, 2	4,055	194,721	2:44
6/27	@FRI			TL All-Star Game					
6/29	@NWA	L 8-9	4-3, 38-39	Ogando	Emanuel (3-5)	Fernandez	3,601		2:48
6/30	@NWA	L 7-8	4-4, 38-40	Lovelady	Thompson (0-2)		3,848		3:24
7/1	@NWA	L 3-6	4-5, 38-41	Griffin	Winkelman (0-3)	Newberry	4,646		2:52
7/2	@ARK	L 2-3 (12)	4-6, 38-42	Hunter	Ferrell (0-2)		2,727		3:30
7/3	@ARK	L 0-4	4-7, 38-43	Caughel	Sneed (7-5)		3,000		2:40
7/4	@ARK	W 4-1	5-7, 39-43	Valdez (1-1)	DeFratus	Thome, 6	8,753		2:40
7/5	NWA	W 5-2	6-7, 40-43	Emanuel (4-5)	Ray		4,768	199,489	2:46
7/6	NWA	L 4-9	6-8, 40-44	Lovelady	Winkelman (0-4)		4,057	203,546	2:38
7/7	NWA	W 5-2	7-8, 41-44	Dykhhoorn (3-4)	Kalish	Thompson, 4	5,234	208,780	2:52



MEDIA GUIDE 2018



2017 GAME-BY-GAME RESULTS

Date	Opp	Score	Record	Winner	Loser	Save	Atten.	YTD Att.	Time
7/8	ARK	L 2-3	7-9, 41-45	Caughel	Quiala (1-1)	Perry	5,043	213,823	2:33
7/9	ARK	W 6-5	8-9, 42-45	Valdez, F (2-1)	Tago		4,486	218,309	2:48
7/10	ARK	W 6-5	9-9, 43-45	Emanuel (5-5)	Ash		5,214	223,523	3:04
7/12	@MID	L 1-7	9-10, 43-46	Hurlbutt	Winkelman (0-5)		3,157		2:33
7/13	@MID	W 6-3	10-10, 44-46	Thompson (1-2)	Seddon	Walter, 1	4,096		2:52
7/14	@MID	L 1-7	10-11, 44-47	Holmes	Quiala (1-2)		5,146		2:29
7/15	@MID	W 13-7	11-11, 45-47	Valdez (3-1)	Fillmyer	Sneed, 1	4,641		3:14
7/16	FRI	W 2-1 (10)	12-11, 46-47	Walter (1-0)	Cook		4,935	228,458	2:31
7/17	FRI	W 7-2	13-11, 47-47	James (4-3)	Jurado	Perez, 1	6,761	235,219	2:27
7/18	FRI	L 1-6	13-12, 47-48	Davis	Bostick (4-2)		4,587	239,806	2:15
7/19	FRI	W 6-0	14-12, 48-48	Winkelman (1-5)	Wiles		5,139	244,945	2:21
7/20	@MID	W 5-3	15-12, 49-48	Quiala (2-2)	Sturdevant		6,031		2:58
7/21	@MID	L 5-6	15-13, 49-49	Navas	Valdez (3-2)	Bragg	4,794		2:37
7/23	@MID	L 2-12 (7)	15-14, 49-50	Hurlbutt	Perez (0-1)				2:10
	@MID	L 1-13 (7)	15-15, 49-51	Puk	James (4-4)		2,951		2:26
7/24	SA	L 1-10	15-16, 49-52	De Los Santos	Bostick (4-3)		4,709	249,654	2:42
7/25	SA	L 5-6	15-17, 49-53	Kennedy	Quiala (2-3)	Wingenter	4,467	254,121	3:12
7/26	SA	W 11-3	16-17, 50-53	Valdez (4-2)	Lauer		3,731	257,852	2:47
7/27	MID	W 4-2	17-17, 51-53	Sneed (8-5)	Seddon	Thome, 7	4,524	262,376	2:32
7/28	MID	W 3-1	18-17, 52-53	Perez (1-1)	Hurlbutt	James, 3	5,550	267,926	2:44
7/29	MID	L 3-5	18-18, 52-54	Navas	Hernandez (0-1)	Sturdevant	6,613	274,539	2:55
7/30	MID	L 1-8	18-19, 52-55	Holmes	Bostick (4-4)		4,535	279,074	3:04
7/31	@SA	L 0-12	18-20, 52-56	Kennedy	Dykxhoorn (3-5)		2,885		2:57
8/1	@SA	L 3-7	18-21, 52-57	Lauer	Valdez (4-3)		4,075		2:33
8/3	@FRI	W 4-1	19-21, 53-57	Sneed (9-5)	Wiles		5,519		2:33
8/4	@FRI	W 3-2	20-21, 54-57	Hill (1-0)	McCain	Ferrell, 1	8,007		3:01
8/5	@FRI	L 1-3	20-22, 54-58	Ross	Winkelman (1-6)	Gardewine	7,684		2:16
8/6	@FRI	L 6-7	20-23, 54-59	Pena, R	Quiala (2-4)	Rodriguez, Ri	5,811		2:47
8/8	TUL	L 1-3	20-24, 54-60	Sborz	Garza (0-1)	Copping	5,066	284,140	2:37
8/9	TUL	W 10-7	21-24, 55-60	Thompson (2-2)	Spitzbarth		4,215	288,355	3:01
8/10	TUL	W 1-0	22-24, 56-60	Ferrell (1-2)	Kowalczyk		4,423	292,778	2:10
8/11	SPR	L 0-7	22-25, 56-61	Helsley	Bostick (4-5)		5,218	297,996	2:51
8/12	SPR	L 5-6	22-26, 56-62	Alcantara	Winkelman (1-7)	Bray	6,320	304,316	3:30
8/13	SPR	L 5-7	22-27, 56-63	Ellis	Dykxhoorn (3-5)	Beck	4,478	308,794	2:52
8/16	@TUL	L 1-6	22-28, 56-64	Sborz	Hernandez (0-2)				1:58
	@TUL	L 1-3	22-29, 56-65	Sopko	Valdez (4-4)	Copping, 14	3,739		1:56
8/17	@TUL	L 1-2	22-30, 56-66	Spitzbarth	Thompson (2-3)	Copping, 15	4,360		2:32
8/18	@SPR	W 7-4	23-30, 57-66	Perez, F. (2-1)	Ellis	Ferrell, 2	6,365		2:53
8/19	@SPR	L 5-12	23-31, 57-67	Littrell	James (4-6)		7,458		3:17
8/20	@SPR	L 2-8	23-32, 57-68	Gomber	Bostick (4-6)		4,787		2:37
8/22	MID	W 5-1	24-32, 58-68	Quiala (3-4)	Holmes		4,236	313,030	2:30
8/23	MID	L 4-8	24-33, 58-69	Fillmyer	Valdez (4-5)		4,263	317,293	3:08





2017 GAME-BY-GAME RESULTS

Date	Opp	Score	Record	Winner	Loser	Save	Atten.	YTD Att.	Time
8/25	@SA	L 1-4	24-34, 58-70	De Los Santos	James (4-7)		4,458		2:39
8/28	@SA	W 3-1	25-34, 59-70	Winkelman (2-7)	Quantrill	Ferrell, 3			2:09
	@SA	W 12-11	26-34, 60-70	Garza (1-1)	Wingenter	Hernandez, 1	3,258		3:18
8/29	@FRI	W 8-5	27-34, 61-70	Bostick (5-6)	Wiles	Ferrell, 4	5,613		2:56
8/30	@FRI	W 10-3	28-34, 62-70	McCullers (1-0)	Mendez		6,117		3:01
8/31	@FRI	W 4-0	29-34, 63-70	Quiala (4-4)	Payano	Thompson, 5	6,562		2:29
9/1	@FRI	W 9-3	30-34, 63-70	Hernandez (1-2)	Pena, R.	Dykxhoorn	9,643		3:15
9/2	SA	L 3-6	30-35, 63-71	Kennedy	James (4-8)	Wieck	5,253	322,546	2:52
9/3	SA	W 4-0	31-35, 64-71	Ferrell (2-2)	Quantrill				2:17
		W 4-3 (8)	32-35, 65-71	Valdez (5-5)	Esch		4,498	327,044	2:22
9/4	SA	W 2-0	33-35, 68-71	Bostick (6-6)	Nix	Thompson, 6	4,198	331,242	2:13





GRAND SLAM HOME RUNS

Hooks (48)

Player	Date	Pitcher	Result (Hooks)
Ryne Birk	August 18, 2017	Andrew Morales (at Springfield)	W 7-4
Jason Martin	August 9, 2017	Shea Spitzbarth (Tulsa)	W 10-7
Tyler Wolfe	July 26, 2017	Eric Lauer (San Antonio)	W 11-3
Jack Mayfield	July 15, 2017	Heath Fillmyer (at Midland)	W 13-7
J.D. Davis	June 8, 2017	David Ledbetter (Frisco)	W 11-6
Jon Singleton	May 13, 2017	Cody Stull (Midland)	W 7-1
J.D. Davis	September 5, 2016	Daniel McCutchen (at San Antonio)	W 4-2
Derek Fisher	August 3, 2016	Jose Torres (San Antonio)	W 6-2
Derek Fisher	July 8, 2016	Daniel Poncedeleon (at Springfield)	L 5-14
Mott Hyde	June 17, 2016	Jason Richman (at Frisco)	W 10-3
Chase McDonald	April 29, 2016	David Perez (at Frisco)	L 7-8
Alex Bregman	April 15, 2016	Seth Frankhoff (at Tulsa)	W 9-4
Conrad Gregor	July 5, 2015	Kyle Hald (at Springfield)	L 5-7
Telvin Nash	April 30, 2015	Zach Neal (Springfield)	W 8-1
Brandon Meredith	Sept. 1, 2014	Michael Dimock (San Antonio)	W 8-4
Chris Epps	April 22, 2014	Nate Long (Midland)	W 6-5 (12)
Max Stassi	August 16, 2013	Caleb Graham (Arkansas)	W 8-2 (11)
Max Stassi	June 26, 2013	Richard Castillo (Springfield)	W 13-1
George Springer	May 27, 2013	Caleb Graham (Arkansas)	W 14-4
Jordan Kroke	July 29, 2012	Matt McSwain (Midland)	W 9-6
Andy Simunic	July 20, 2012	Cody Buckel (Frisco)	W 7-5
Drew Locke	June 13, 2012	Matt Lollis (San Antonio)	W 10-6
Drew Locke	June 12, 2012	Keyvius Sampson (San Antonio)	W 6-1
Jonathan Villar	June 4, 2012	Tyler Lyons (at Springfield)	L 8-12
Ryan McCurdy	May 24, 2012	Eddie McKiernan (Arkansas)	W 13-4
Brandon Barnes	August 20, 2011	Scott Schneider (Springfield)	W 10-9 (11)
Chris Wallace	July 12, 2011	Kevin Chapman (NW Arkansas)	W 7-3
J.D. Martinez	July 3, 2011	Heath Rollins (at NW Arkansas)	W 16-3
Chris Wallace	July 3, 2011	Edgar Osuna (at NW Arkansas)	W 16-3
J.D. Martinez	May 2, 2011	Mike Perconte (Frisco)	W 15-6
Jhon Florentino	June 15, 2010	Simon Castro (San Antonio)	W 6-5
Koby Clemens	June 2, 2010	Nick Additon (Springfield)	W 12-11
Drew Locke	August 3, 2009	Dewon Day (at Midland)	W 12-5
Drew Locke	July 29, 2009	Zach Herr (San Antonio)	W 8-1
Mitch Einertson	August 17, 2008	Justin Fiske (at Springfield)	L 8-9 (11)
Ole Sheldon	July 13, 2008	Trey Hodges (Frisco)	W 7-5
Billy Hart	May 19, 2008	Justin Dowdy (at Midland)	L 5-11
Chris Johnson	April 24, 2008	Ryan Webb (Midland)	W 19-5
Ray Sadler	August 20, 2007	Mike Sillman (Springfield)	W 8-4
J.R. Towles	August 8, 2007	Nick Green (at Arkansas)	W 7-6
Todd Self	July 17, 2007	Mario Ramos (Midland)	W 10-8
Noochie Varner	June 3, 2007	Kevin Ool (at Springfield)	W 15-3 (7)
Mark Saccomanno	Sept. 1, 2006	Yorman Bazardo (at San Antonio)	W 7-1
Mark Saccomanno	August 18, 2006	Brian Bass (at Wichita)	W 14-4
Mark Saccomanno	June 7, 2006	Ray Aguilar (Midland)	W 9-3
Jared Sandberg	April 26, 2006	Rich Rundles (Springfield)	W 4-1
Dax Norris	July 30, 2005	Jesse Chavez (Frisco)	W 6-1
Mark Saccomanno	June 9, 2005	Matt Lynch (at Midland)	W 9-0

Drew Locke is the lone Hook to hit a grand slam on consecutive days (June 12-13, 2012). Locke and Mark Saccomanno share the club record for grand slams with four. The home runs hit by Chris Wallace and J.D. Martinez on July 3, 2011, at Arvest Ballpark marked the first time in club history that the Hooks hit two grand slams in the same game. Corpus Christi is 35-6 when clubbing a grand slam.





GRAND SLAM HOME RUNS

Opponents (39)

Player	Date	Pitcher	Result (Hooks)
Viosergy Rosa (Midland)	July 30, 2017	Andrew Thome	L 1-8
Webster Rivas (San Antonio)	June 21, 2017	Kent Emanuel	L 4-7
Viosergy Rosa (Midland)	April 24, 2017	Eric Peterson	L 0-9
River Stevens (at San Antonio)	July 26, 2016	Aaron West	L 2-6 (10)
Jonathan Rodriguez (Springfield)	July 1, 2016	Eric Peterson	L 1-11
Ryan Cordell (Frisco)	April 21, 2016	Kyle Smith	L 2-5
Bruce Maxwell (Midland)	May 25, 2015	Jandel Gustave	W 8-7 (10)
Chad Pinder (Midland)	May 22, 2015	Mark Appel	W 12-8
Dusty Coleman (Midland)	August 22, 2014	Colton Cain	L 8-10
Kent Matthes (at Midland)	July 31, 2014	Jordan Jankowski	L 1-6
Kent Matthes (Midland)	July 26, 2014	David Rollins	L 4-10
Max Muncy (Midland)	July 15, 2014	Michael Hauschild	L 3-6
Max Muncy (Midland)	July 14, 2014	David Rollins	L 2-14
Kent Matthes (Midland)	May 18, 2014	Jorge De Leon	L 2-8
Jake Lemmerman (at San Antonio)	May 13, 2014	Luis Cruz	L 4-7
Ryan Rua (at Frisco)	August 28, 2013	Matt Heidenreich	L 6-10
C.J. Cron (at Arkansas)	August 17, 2013	Kyle Hallock	L 3-9
Lane Adams (at NW Arkansas)	August 13, 2013	Cameron Lamb	L 1-10
Audry Perez (at Springfield)	July 3, 2013	Ross Seaton	L 3-11
Jake Goebbert (Midland)	June 6, 2013	Matt Heidenreich	L 4-14
Beau Taylor (Midland)	June 6, 2013	Jorge De Leon	L 4-14
Brett Nicholas (at Frisco)	April 28, 2013	Asher Wojciechowski	L 3-4
Dusty Coleman (Midland)	June 6, 2012	Josh Zeid	L 3-6
Ali Solis (at San Antonio)	May 16, 2012	Josh Zeid	W 11-9
Kiel Roling (Tulsa)	April 8, 2012	Chris Hicks	L 7-9
Renny Osuna (Frisco)	August 31, 2011	Henry Villar	L 5-6
Jaff Decker (San Antonio)	June 22, 2011	Xavier Cedeno	L 3-5
Stephen Parker (Midland)	May 6, 2011	Danny Meszaros	L 5-7
Val Majewski (Midland)	July 21, 2010	Jordan Lyles	L 3-5
Alex Valdez (Midland)	August 8, 2009	Kenny Baugh	L 4-8
Lance Zawadzki (San Antonio)	June 22, 2009	Casey Hudspeth	L 10-12 (10)
Kila Kaaihue (at NW Arkansas)	July 8, 2008	Ryan McKeller	L 10-16
Michael Collins (Arkansas)	August 17, 2007	German Melendez	L 3-12
Brandon Boggs (Frisco)	June 24, 2007	Ronnie Martinez	L 7-11
Salomon Manriquez (at Frisco)	April 21, 2007	Jeff Wigdahl	L 6-13
Tim Olson (at Tulsa)	April 9, 2007	Enyelbert Soto	L 4-9
Casey Benjamin (Frisco)	August 24, 2006	Josh Miller	L 2-11
Kevin Mahar (Frisco)	July 6, 2006	Blake Allen	L 5-12
Brian Snyder (at Midland)	April 17, 2006	Paul Estrada	L 9-12

On June 6, 2013, former Hook Jake Goebbert and his Midland teammate, Beau Taylor, became the first duo to club multiple slams against Corpus Christi in the same contest. The Hooks yielded two grand slams in 2015 but managed to win both games. Prior to 2015, Corpus Christi had won only one contest in which the opposition hit a slam: May 16, 2012, at San Antonio.



MEDIA GUIDE 2018



MULTIPLE HOME RUN GAMES

Hooks (77)

Player	Date	HRs/Team/Locale	Result (Hooks)
Max Stassi	August 30, 2017	2 HRs at Frisco	W 10-3
Ramon Laureano	August 23, 2017	2 HRs vs. Midland	L 4-8
Jack Mayfield	July 15, 2017	2 HRs at Midland	W 13-7
J.D. Davis	June 8, 2017	2 HRs vs. Frisco	W 11-6
Garrett Stubbs	April 30, 2017	2 HRs vs. Frisco	W 7-1
J.D. Davis	August 16, 2016	2 HRs at Northwest Arkansas	W 7-2
Jack Mayfield	July 5, 2016	2 HRs vs. Tulsa	L 6-14
Teoscar Hernandez	June 15, 2016	2 HRs at Frisco	W 7-3
Roberto Pena	June 13, 2016	2 HRs vs. San Antonio	W 8-1
J.D. Davis	May 19, 2016	3 HRs at San Antonio	W 8-4
Derek Fisher	May 12, 2016	2 HRs vs. Frisco	W 6-5
Alex Bregman	April 12, 2016	2 HRs vs. Springfield	L 3-7
A.J. Reed	August 29, 2015	2 HRs vs. San Antonio	W 8-6
Colin Moran	August 8, 2015	2 HRs vs. Midland	L 4-5
Teoscar Hernandez	July 24, 2015	2 HRs at Frisco	W 9-3
Jio Mier	May 22, 2015	2 HRs vs. Midland	W 12-8
Teoscar Hernandez	May 10, 2015	2 HRs at San Antonio	L 5-6
Delino DeShields, Jr.	August 25, 2014	2 HRs at San Antonio	W 23-7
Telvin Nash	July 5, 2014	2 HRs vs. Tulsa	W 7-2
Andrew Aplin	June 26, 2014	2 HRs at Springfield	L 5-6
Preston Tucker	June 10, 2014	2 HRs vs. San Antonio	L 14-15
Preston Tucker	May 31, 2014	2 HRs vs. Arkansas	W 11-2
Delino DeShields, Jr.	May 9, 2014	2 HRs at Frisco	L 2-6
Domingo Santana	September 2, 2013	2 HRs vs. San Antonio	W 7-6
Matt Duffy	August 16, 2013	2 HRs at Arkansas	W 8-2 (11)
Preston Tucker	July 8, 2013	2 HRs at Tulsa	W 4-2
Max Stassi	June 27, 2013	2 HRs vs. Frisco	L 5-6
Jon Singleton	June 13, 2013	2 HRs at Frisco	W 7-1
George Springer	May 27, 2013	2 HRs vs. Arkansas	W 14-4
Michael Burgess	May 27, 2013	2 HRs vs. Arkansas	W 14-4
Michael Burgess	May 13, 2013	2 HRs vs. San Antonio	W 13-3
Domingo Santana	May 10, 2013	3 HRs vs. Frisco	W 9-4
George Springer	April 23, 2013	2 HRs at Midland	W 7-6 (10)
Jon Singleton	August 12, 2012	2 HRs vs. Springfield	W 20-9
Bobby Borcherding	August 4, 2012	2 HRs at Midland	W 17-6
Marc Krauss	August 2, 2012	2 HRs vs. San Antonio	L 7-8
Jose Martinez	July 13, 2012	2 HRs vs. Frisco	W 12-2
Kody Hinze	June 7, 2012	2 HRs vs. Midland	W 6-3
Jon Singleton	May 25, 2012	2 HRs vs. Arkansas	W 7-2
Jon Singleton	April 24, 2012	2 HRs vs. Midland	W 8-2
Brandon Barnes	April 20, 2012	2 HRs vs. Frisco	W 6-0
Brandon Barnes	August 20, 2011	2 HRs vs. Springfield	W 10-9 (11)
Jimmy VanOstrand	July 28, 2011	2 HRs vs. San Antonio	W 7-5
Jon Gaston	July 21, 2011	2 HRs vs. Midland	W 6-0
J.D. Martinez	June 25, 2011	2 HRs vs. Frisco	W 7-1
T.J. Steele	April 24, 2011	2 HRs at Frisco	W 10-2
David Cook	August 22, 2010	2 HRs vs. Arkansas	W 10-2
Koby Clemens	July 19, 2010	2 HRs vs. Midland	L 2-5
Koby Clemens	July 5, 2010	2 HRs at NW Arkansas	L 9-10
Jhon Florentino	July 1, 2010	2 HRs at Tulsa	L 2-6
Koby Clemens	May 28, 2010	2 HRs at Springfield	W 11-4
German Duran	May 27, 2010	2 HRs at Springfield	W 3-2
Koby Clemens	April 13, 2010	2 HRs at NW Arkansas	W 4-3 (13)
Jonathon Fixler	September 1, 2009	2 HRs at Frisco	W 6-1
Drew Locke	July 29, 2009	2 HRs vs. San Antonio	W 8-1
Jonathon Fixler	May 31, 2009	2 HRs vs. Springfield	W 8-2
Jimmy VanOstrand	April 30, 2009	2 HRs at Midland	W 12-8
Jimmy VanOstrand	April 29, 2009	2 HRs at Midland	L 9-16
Ole Sheldon	August 24, 2008	2 HRs vs. San Antonio	W 9-8
Brian Bogusevic	July 31, 2008	2 HRs vs. San Antonio	W 8-5
Billy Hart	July 29, 2008	2 HRs vs. San Antonio	W 6-5 (10)
Drew Sutton	July 26, 2008	2 HRs vs. Midland	L 6-8
Ole Sheldon	July 13, 2008	2 HRs vs. Frisco	W 7-5
Chris Johnson	June 5, 2008	2 HRs vs. Midland	L 6-9
Rob Cosby	June 2, 2008	2 HRs at Springfield	L 3-5
Drew Sutton	May 15, 2008	2 HRs at San Antonio	W 13-10 (11)
Mitch Einertson	April 28, 2008	2 HRs at Frisco	W 8-5
Mitch Einertson	April 24, 2008	2 HRs vs. Midland	W 19-5
Ray Sadler	August 28, 2007	2 HRs vs. Frisco	W 7-6
Noochie Varner	June 5, 2007	2 HRs at Midland	W 9-4
J.R. House	June 16, 2006	2 HRs at Frisco	W 5-4
Mark Saccomanno	June 9, 2006	2 HRs vs. Midland	W 9-2
Hunter Pence	May 10, 2006	2 HRs at Arkansas	W 11-8
Kevin Davidson	April 23, 2006	2 HRs at Frisco	W 12-2
Charlton Jimerson	July 4, 2005	2 HRs vs. Midland	L 8-9
Mark Saccomanno	June 9, 2005	2 HRs at Midland	W 9-0
Dax Norris	April 25, 2005	2 HRs vs. Frisco	W 11-5



J.D. Davis matched Domingo Santana's club record with three home runs on May 29, 2016, at San Antonio's Wolff Stadium. The Hooks celebrated the feat by scoring seven runs in their last two trips to the plate, engineering an 8-4 come-from-behind victory over the Missions. The effort marked Corpus Christi's 10th consecutive win, which tied the team record. Davis logged four hits in five at-bats, and his five RBIs stood one shy of a personal best.



MEDIA GUIDE 2013



MULTIPLE HOME RUN GAMES

Opponents (72)

Player	Date	HRs/Team/Locale	Result (Hooks)
Jose Adolis Garcia	August 11, 2017	2 HRs vs. Springfield	L 0-7
Franmil Reyes	July 31, 2017	2 HRs at San Antonio	L 0-12
Franmil Reyes	July 24, 2017	2 HRs vs. San Antonio	L 1-10
Marcus Littlewood	July 9, 2017	2 HRs vs. Arkansas	W 6-5
Tyler Marincov	May 3, 2017	3 HRs at Midland	L 3-12
Ryan O'Hearn	August 17, 2016	2 HRs at NW Arkansas	L 6-11
Matt Chapman	August 6, 2016	2 HRs at Midland	L 2-7
Luke Voit	July 8, 2016	2 HRs at Springfield	L 5-14
Luis Cruz	July 8, 2016	2 HRs at Springfield	L 5-14
Bruce Caldwell	April 11, 2016	2 HRs for Springfield	W 5-4 (12)
Hunter Renfroe	June 21, 2015 (GM 2)	2 HRs for San Antonio	L 1-3
Colin Walsh	June 9, 2015	2 HRs at Midland	W 5-2
Nick Williams	May 16, 2015	2 HRs at Frisco	W 15-14 (12)
Dusty Coleman	August 22, 2014	2 HRs at Midland	L 8-10
Kent Matthes	July 26, 2014	2 HRs for Midland	L 4-10
Casey McElroy	July 22, 2014	2 HRs at San Antonio	L 1-11
Jonathan Rodriguez	June 26, 2014	2 HRs at Springfield	L 5-6
Rymer Liriano	May 14, 2014	2 HRs at San Antonio	W 7-6 (13)
Rymer Liriano	May 2, 2014	2 HRs for San Antonio	L 4-6
Tommy Medica	September 1, 2013	2 HRs for San Antonio	L 9-13
Lane Adams	August 13, 2013	3 HRs at NW Arkansas	L 1-10
Randal Grichuck	August 11, 2013	2 HRs for Arkansas	L 4-7
Anthony Aliotti	May 18, 2013	3 HRs at Midland	L 4-12
Kalian Sams	May 5, 2013	2 HRs at San Antonio	W 7-3
Darwin Perez	August 10, 2012	2 HRs for Arkansas	L 6-12
Tyler Ladendorf	July 27, 2012	2 HRs for Midland	W 6-5
Kent Matthes	July 10, 2012	2 HRs at Tulsa	L 0-6
Chris McGuiness	June 22, 2012	3 HRs at Frisco	W 13-7
Cody Decker	May 5, 2012	2 HRs for San Antonio	L 0-6
Zach Zaneski	April 30, 2012	2 HRs at Frisco	L 4-9
Sawyer Carroll	August 28, 2011	2 HRs for San Antonio	L 1-13
Eric Duncan	August 20, 2011	2 HRs for Springfield	W 10-9 (11)
Tommy Mendonca	July 22, 2011	3 HRs at Frisco	L 4-19
Robinson Diaz	July 22, 2011	2 HRs at Frisco	L 4-19
Tim Wheeler	July 7, 2011	2 HRs for Tulsa	L 7-9
Lars Davis	July 2, 2011	2 HRs at Tulsa	L 5-17
Jonathan Greene	June 19, 2011	2 HRs for Frisco	L 8-9 (12)
Gabe Jacobo	June 4, 2011	2 HRs for Arkansas	L 0-8
James Darnell	May 17, 2011	2 HRs for San Antonio	L 1-8
Jose Felix	April 30, 2011	2 HRs for Frisco	L 3-5
Tommy Mendonca	April 22, 2011	2 HRs at Frisco	L 0-11
Blake Tekotte	August 28, 2010	2 HRs at San Antonio	L 2-3
Pete Kozma	August 18, 2010	2 HRs for Springfield	L 5-6 (11)
Tommy Pham	August 13, 2010	2 HRs at Springfield	L 1-6
Jamie Romak	July 12, 2010	2 HRs for NW Arkansas	L 2-3
Mike Moustakas	July 5, 2010	2 HRs at NW Arkansas	L 9-10
Curt Smith	June 4, 2010	2 HRs for Springfield	L 0-9
Corey Brown	May 7, 2009	2 HRs for Midland	L 2-14
Cole Garner	April 17, 2009	2 HRs at Tulsa	L 0-9
Chris Nelson	April 17, 2009	2 HRs at Tulsa	L 0-9
Anthony Jackson	April 10, 2009	2 HRs for Tulsa	L 2-4
Kyle Blanks	August 30, 2008	2 HRs at San Antonio	L 7-9
Jose Lobaton	August 25, 2008	2 HRs for San Antonio	L 3-21
Javier Herrera	August 19, 2008	2 HRs for Midland	L 12-16
Aaron Cunningham	July 27, 2008	2 HRs for Midland	L 4-12
Kila Kaaihue	July 8, 2008	2 HRs at NW Arkansas	L 10-16
Chris Davis	April 20, 2008	2 HRs for Frisco	W 10-6
Kila Kaaihue	April 13, 2008	2 HRs at NW Arkansas	L 0-7
Dexter Fowler	April 10, 2008	2 HRs at Tulsa	L 3-4
Daniel Carte	April 3, 2008	2 HRs for Tulsa	W 8-7 (11)
Colt Morton	August 1, 2007	2 HRs for San Antonio	L 1-5
German Duran	July 27, 2007	2 HRs at Frisco	L 5-6
John Mayberry	July 11, 2007	2 HRs at Frisco	L 2-5
Tommy Duenas	July 9, 2007	2 HRs for Tulsa	W 8-2
Jason Perry	April 25, 2007	2 HRs for Midland	L 3-9
Travis Metcalf	August 24, 2006	2 HRs for Frisco	L 2-11
Alex Gordon	August 13, 2006	2 HRs for Wichita	L 6-8
Kevin Mahar	July 30, 2006	2 HRs at Frisco	L 8-9
Matt Allegra	July 21, 2006	2 HRs for Midland	L 4-7
Wladimir Balentien	May 20, 2006	2 HRs at San Antonio	L 5-6 (14)
Mike Eylward	May 2, 2006	2 HRs for Arkansas	L 2-5
Jason Perry	July 19, 2005	2 HRs at Midland	L 3-4





UNIQUE OFFENSIVE ACHIEVEMENTS

Inside-the-Park Home Runs

Hooks (4)

Player	Date	Pitcher	Result (Hooks)
Tommy Manzella	May 18, 2008	Andrew Bailey (at Midland)	W 10-1
Drew Locke	August 16, 2012	Mike Piazza (at Arkansas)	W 5-1
Leo Heras	April 29, 2015	Jake Sanchez (at Midland)	L 10-11
Derek Fisher	May 10, 2016	Brandon Alger (San Antonio)	W 5-3

Opponents (1)

Player	Date	Pitcher	Result (Hooks)
Leonardo Gil	August 3, 2012	Jason Stoffel (at Midland)	L 5-6 (10)

Cycles

Hooks (1)

Player	Date	Feat	Result (Hooks)
Jamie Ritchie (at Frisco)	August 6, 2017	HR in 2nd, 1B in 5th, 2B in 7th 3B in 8th...4-4, 3 runs, 4 RBIs	L 6-7

Opponents (4)

Player	Date	Feat	Result (Hooks)
Matt Clark (San Antonio)	September 4, 2010	2B in 4th, 3B in 7th, 1B in 8th, HR in 10th...4-5, 2 runs, 4 RBIs	L 6-7 (10)
Jon Zeringue (at Midland)	May 2, 2008	2B in 2nd, HR in 4th, 3B in 6th, 1B in 9th...4-5, 2 runs, 2 RBIs	W 9-7
Aaron Peel (at Arkansas)	May 22, 2007	2B in 1st, 1B in 2nd, HR in 3rd, 3B in 5th...4-6, 4 runs, RBI	W 15-11
Jason Perry (at Midland)	April 16, 2006	1B in 3rd, 3B in 5th, HR in 7th,	

Five-Hit Games

Hooks (7)

Player	Date	Feat	Result (Hooks)
Ramon Laureano	July 9, 2017	5-5, 2 2B, 3B, 2 R, 3 RBIs vs. ARK	W 6-5
Tony Kemp	August 24, 2014	5-5, 2B, 2 RBIs, 2 R, 2 SB at SA	W 7-3
Ben Orloff	August 12, 2012	5-5, 2B, 3B, 3 R, 4 RBIs vs. SPR	W 20-9
Drew Locke	July 19, 2012	5-5, 2B, 1 run, 1 RBIs at MID	L 4-6
Drew Locke	April 30, 2009	5-5, HR, 2 runs, 3 RBIs at MID	W 12-8
Josh Anderson	April 25, 2006	5-6, 2 runs at Frisco	L 3-4 (10)
Josh Anderson	April 23, 2006	5-6, 3 runs at Frisco	W 12-2

Opponents (10)

Player	Date	Feat	Result (Hooks)
Jacob Brugman (Midland)	May 25, 2015	5-5, 2B, 2 runs, 2 RBIs	W 8-7 (10)
Odubel Herrera (Frisco)	April 21, 2013	5-5, 2B, 3 runs, RBI	L 1-7
Oscar Taveras (Springfield)	June 4, 2012	5-5, 2B, HR, 4 runs, 2 RBIs	L 8-12
Ben Paulsen (at Tulsa)	July 2, 2011	5-6, 2B, HR, 3 runs, 4 RBIs	L 5-17
Matt Adams (at Springfield)	May 25, 2011	5-6, HR, 3 runs, 2 RBIs	L 6-12
Kyle Blanks (San Antonio)	August 25, 2008	5-6, 2 2Bs, HR, 2 runs, 9 RBIs	L 3-21
Javier Herrera (Midland)	August 19, 2008	5-6, 3B, 2 HRs, 3 runs, 6 RBIs	L 12-16
Jose Martinez (Springfield)	August 19, 2007	5-6, 3 runs, 2 RBIs	L 10-17
Eddie Cornejo (at Midland)	June 7, 2007	5-5, 2B, HR, 6 RBIs	L 2-10
Kevin Melillo (at Midland)	April 16, 2006	6-7, 2 2Bs, 2 runs, RBI	L 10-20



MEDIA GUIDE 2018



FIVE OR MORE RBIs IN ONE GAME

Hooks (44)

Player	Date	RBIs	Result (Hooks)
Kyle Tucker	August 28, 2017	5 RBIs at San Antonio, GM 2	W 12-11
Jack Mayfield	July 15, 2017	6 RBIs at Midland	W 13-7
J.D. Davis	June 8, 2017	5 RBIs vs. Frisco	W 11-6
Jon Singleton	May 13, 2017	5 RBIs vs. Midland	W 7-1
J.D. Davis	May 19, 2016	5 RBIs at San Antonio	W 8-4
Chase McDonald	April 29, 2016	6 RBIs at Frisco	L 7-8
A.J. Reed	July 18, 2015	5 RBIs at Frisco	W 12-4
Tyler White	June 15, 2015 (GM 2)	5 RBIs at San Antonio	L 5-9
Jio Mier	April 25, 2015 (GM 2)	6 RBIs at Frisco	W 16-1 (7)
Colin Moran	April 25, 2015 (GM 1)	5 RBIs at Frisco	W 10-5 (7)
Delino DeShields, Jr.	August 25, 2014	5 RBIs at San Antonio	W 23-7
Jonathan Meyer	July 11, 2014	5 RBIs at Frisco	W 12-4
Max Stassi	June 26, 2013	8 RBIs vs. Springfield	W 13-1
George Springer	June 2, 2013	5 RBIs at Arkansas, GM 2	W 13-9
George Springer	May 27, 2013	5 RBIs vs. Arkansas	W 14-4
Michael Burgess	May 13, 2013	8 RBIs vs. San Antonio	W 13-3
Domingo Santana	May 10, 2013	5 RBIs vs. Frisco	W 9-4
Marc Krauss	August 4, 2012	6 RBIs at Midland	W 17-6
Andy Simunic	July 20, 2012	5 RBIs vs. Frisco	W 7-5
Austin Wates	July 12, 2012	6 RBIs vs. Frisco	W 8-7 (11)
Jose Martinez	July 7, 2012	5 RBIs at NW Arkansas	W 7-3
Jose Martinez	June 30, 2012	5 RBIs vs. NW Arkansas	W 13-7
Jon Singleton	May 25, 2012	5 RBIs vs. Arkansas	W 7-2
Austin Wates	April 28, 2012	5 RBIs at Frisco	W 10-1
Jose Martinez	April 12, 2012	5 RBIs at NW Arkansas	W 12-5
Brandon Barnes	August 20, 2011	6 RBIs vs. Springfield	W 10-9 (11)
Jon Gaston	July 21, 2011	5 RBIs vs. Midland	W 6-0
Michael Affronti	August 3, 2010	5 RBIs vs. San Antonio	W 11-5
Koby Clemens	June 2, 2010	5 RBIs vs. Springfield	W 12-11
Jhon Florentino	May 28, 2010	5 RBIs at Springfield	W 11-4
Koby Clemens	May 10, 2010	5 RBIs vs. San Antonio	W 8-1
Drew Meyer	August 4, 2009	5 RBIs at San Antonio	W 8-3
Drew Locke	July 29, 2009	5 RBIs vs. San Antonio	W 8-1
Drew Locke	June 18, 2009	5 RBIs at Frisco	L 13-14
Drew Locke	May 29, 2009	6 RBIs vs. Arkansas	L 10-19
Mark Ori	April 16, 2009	5 RBIs at Tulsa	W 15-4
Ole Sheldon	August 24, 2008	5 RBIs vs. San Antonio	W 9-8
Ole Sheldon	July 13, 2008	6 RBIs vs. Frisco	W 7-5
Chris Johnson	April 24, 2008	5 RBIs vs. Midland	W 19-5
Ray Sadler	August 28, 2007	5 RBIs vs. Frisco	W 7-6
Noochie Varner	June 3, 2007	5 RBIs at Springfield	W 15-3 (7)
Edwin Maysonet	May 22, 2007	5 RBIs at Arkansas	W 15-11
Mark Saccomanno	August 27, 2006	5 RBIs at Midland	L 7-8
Mark Saccomanno	June 9, 2005	6 RBIs at Midland	W 9-0

Opponents (52)

Player	Date	RBIs	Result (Hooks)
Eliezer Alvarez	August 19, 2017	6 RBIs at Springfield	L 5-12
Franmil Reyes	July 31, 2017	7 RBIs at San Antonio	L 0-12
Marcus Littlewood	July 9, 2017	5 RBIs vs. Arkansas	W 6-5
Viosergy Rosa	June 17, 2017	7 RBIs at Midland	L 8-12
Tyler Marincov	May 3, 2017	5 RBIs at Midland	L 3-12
Ryan O'Hearn	August 17, 2016	6 RBIs at NW Arkansas	L 6-11
Matt Chapman	August 6, 2016	6 RBIs at Midland	L 2-7
Luke Voit	July 8, 2016	5 RBIs at Springfield	L 5-14





FIVE OR MORE RBIs IN ONE GAME

Opponents (continued)

Player	Date	RBIs	Result (Hooks)
Chad Pinder	August 5, 2015	5 RBIs for Midland	L 5-12
Drew Robinson	June 26, 2015	6 RBIs for Frisco	L 8-10
Dusty Coleman	August 22, 2014	5 RBIs at Midland	L 8-10
Kent Matthes	August 19, 2014	5 RBIs at Midland	L 2-15
Kent Matthes	July 26, 2014	9 RBIs for Midland	L 4-10
Casey McElroy	July 22, 2014	5 RBIs at San Antonio	L 1-11
Max Muncy	July 14, 2014	5 RBIs for Midland	L 2-14
Casey McElroy	June 10, 2014	5 RBIs for San Antonio	L 14-15
C.J. Cron	August 17, 2013	5 RBIs at Arkansas	L 3-9
Lane Adams	August 13, 2013	7 RBIs at NW Arkansas	L 1-10
Randal Grichuck	August 11, 2013	5 RBIs for Arkansas	L 4-7
Hanser Alberto	July 19, 2013	5 RBIs for Frisco, GM 1	L 5-11
Audry Perez	July 3, 2013	5 RBIs at Springfield	L 3-11
Jake Goebbert	June 6, 2013	5 RBIs for Midland	L 4-14
C.J. Cron	May 26, 2013	5 RBIs for Arkansas	L 6-8
D'Arby Myers	May 20, 2013	5 RBIs at Midland	L 11-19
Anthony Aliotti	May 18, 2013	8 RBIs at Midland	L 4-12
Nate Freiman	May 6, 2012	5 RBIs for San Antonio	L 0-10
Wil Myers	April 14, 2012	5 RBIs at NW Arkansas	L 7-9
Tommy Mendonca	July 22, 2011	6 RBIs at Frisco	L 4-19
Darin Holcomb	July 9, 2011	5 RBIs for Tulsa	L 4-5 (10)
Jonathan Greene	June 19, 2011	5 RBIs for Frisco	L 8-9 (12)
James Darnell	May 17, 2011	6 RBIs for San Antonio	L 1-8
Mike Moustakas	July 5, 2010	5 RBIs at NW Arkansas	L 9-10
Mitch Moreland	July 19, 2009	5 RBIs for Frisco	L 6-9
Tim Smith	June 27, 2009	5 RBIs at Frisco	L 3-9
Corey Brown	May 22, 2009	6 RBIs at Midland	L 6-24
Adrian Cardenas	April 29, 2009	5 RBIs at Midland	L 9-16
Kyle Blanks	August 25, 2008	9 RBIs for San Antonio	L 3-21
Javier Herrera	August 19, 2008	6 RBIs for Midland	L 12-16
Justin Sellers	July 27, 2008	5 RBIs for Midland	L 4-12
Ed Lucas	July 8, 2008	5 RBIs at NW Arkansas	L 10-16
Kila Kaaihue	July 8, 2008	6 RBIs at NW Arkansas	L 10-16
Adam Fox	June 23, 2008	5 RBIs at Frisco	L 7-15
Michael Collins	August 17, 2007	6 RBIs for Arkansas	L 3-12
Brandon Boggs	June 24, 2007	5 RBIs for Frisco	L 7-11
Eddie Cornejo	June 7, 2007	6 RBIs at Midland	L 2-10
Curtis Pride	May 22, 2007	5 RBIs at Arkansas	W 15-11
Tim Olson	April 9, 2007	5 RBIs at Tulsa	L 4-9
Matt Allegra	July 21, 2006	5 RBIs for Midland	L 4-7
Ozzie Navarro	June 13, 2006	5 RBIs for San Antonio	L 1-8
Wladimir Balentien	May 20, 2006	5 RBIs at San Antonio	L 5-6 (14)
Brian Snyder	April 17, 2006	6 RBIs at Midland	L 9-12
Cody Haerther	July 12, 2005	5 RBIs for Springfield	L 3-6

Notes: During the 2013 campaign, Michael Burgess and Max Stassi established the Hooks record for most RBIs in a single contest. Mired in a 21-game home run drought to open the season, Burgess belted two bombs and drove in eight on May 13 against San Antonio at Whataburger Field. Stassi equaled the offensive output June 26 vs. Springfield. That night sparked a surge which saw Stassi notch 16 home runs and 46 RBIs in 57 games, prompting a late-August promotion to the big leagues.

Kyle Blanks of San Antonio and Midland's Kent Matthes share the record for most RBIs in a game involving the Hooks. Blanks (August 25, 2008) and Matthes (July 26, 2014) are the only Texas Leaguers with nine or more RBIs in a contest since 2000. In the circuit's 129-year history, 22 men have reached the nine-RBI plateau. Matthes' exploits against Corpus Christi in 2014 were extraordinary; the former Tulsa Driller hit .303 with eight home runs (three grand slams), 32 RBIs and a 1.003 OPS in 22 games. Matthes batted .214 with seven homers and 28 RBIs over 56 games vs. the remaining six TL clubs.





HOOKS OFFENSIVE STREAKS

Hitting Streaks (15 or more consecutive games with a hit)

Games	Player	Dates	Streak stats
27	Jorge Cortes	June 1 – July 2, 2006	.383 (41x107)
23	Drew Ferguson	April 29 – May 26, 2017	.391 (34x87)
20	Tommy Manzella	April 11 – May 1, 2008	.341 (31x91)
18	J.R. House	April 6 – April 24, 2006	.416 (32x77)
16	Jarred Ball	June 29 – July 16, 2008	.444 (28x63)
16	Wladimir Sutil	April 7 – April 24, 2011	.418 (28x67)
16	Walter Young	July 22 – August 8, 2006	.391 (25x64)
16	Ben Zobrist	April 29 – May 17, 2006	.385 (25x65)
16	Josh Anderson	April 25 – May 13, 2006	.382 (29x76)
15	Jose Altuve	June 5 – June 20, 2011	.381 (24x63)

Note: The streaks for House and Sutil both came at the beginning of the season, with both players participating in every game played by the club during the time period shown.

On-Base Streaks (21 or more consecutive games reaching base safely)

Games	Player	Dates	Streak stats
55	Jorge Cortes	May 7 – July 7, 2006	OBP .433
40	Jonny Ash	April 21 – June 30, 2006	OBP .422
33	J.R. Towles	June 20 – August 5, 2007	OBP .449
32	Hunter Pence	June 23 – July 28, 2006	OBP .407
31	George Springer	May 10 – June 14, 2013	OBP .430
30	Rene Garcia	April 11 – May 30, 2013	OBP .363
28	Alex Bregman	May 5 – June 3, 2016	OBP .421
28	Ben Zobrist	June 4 – July 7, 2006	OBP .488
27	Drew Ferguson	April 29 – June 1, 2017	OBP .471
27	Jack Mayfield	April 24 – June 18, 2017	OBP .363
27	Derek Fisher	May 8 – June 10, 2016	OBP .458
27	Josh Anderson	July 18 – August 16, 2006	OBP .417
25	Colin Moran	July 3 – July 30, 2015	OBP .432
23	Jose Martinez	May 4 – May 28, 2012	OBP .402
22	Jonathan Meyer	May 26 – June 18, 2013	OBP .396
22	Drew Muren	June 16 – July 15, 2012	OBP .416
22	Andy Simunic	May 25 – June 30, 2012	OBP .388
22	J.D. Martinez	June 25 – July 21, 2011	OBP .505
22	Drew Sutton	August 4 – August 27, 2008	OBP .500
22	Tommy Manzella	April 11 – May 3, 2008	OBP .368
21	Brett Phillips	July 8 – July 29, 2015	OBP .369
21	Enrique Hernandez	June 19 – July 14, 2013	OBP .392
21	Drew Meyer	May 28 – June 19, 2009	OBP .433
21	Hector Gimenez	June 23 – July 19, 2005	OBP .422



Jorge Cortes hit .284 with 88 home runs and 656 RBIs during his 16-year minor-league career





THE 20/20 CLUB

The lone member of the Hooks 20/20 club (20 HRs and 20 SBs in the same season) is Drew Sutton. The switch-hitting infielder managed exactly 20 HRs and 20 steals during the 2008 season, collecting his 20th homer and his 20th steal in Corpus Christi's next-to-last game on August 31 at San Antonio.

Derek Fisher, who was promoted to Triple-A Oklahoma City in early August, finished 2016 with 21 home runs and 28 stolen bases. Fisher joined fellow Astros farmhand Jason Martin (23 HR/20 SB) and Dylan Cozens (40 HR/21 SB) of the Phillies as the minor leaguers who recorded 20 homers and 20 steals last season.

In 2013, George Springer posted 19 home runs and 23 stolen bases before his promotion to Oklahoma City at the all-star break. Springer ended the year with 37 homers and 45 steals, flirting with the first 40/40 minor league season since 1956.

Below is a listing of players in team history who have achieved at least 20 home runs and/or 20 stolen bases in a single season.

20 or more HRs

J.D. Davis - 21 (2017)
J.D. Davis - 23 (2016)
Telvin Nash - 22 (2014)
Domingo Santana - 25 (2013)
Jon Singleton - 21 (2012)
Koby Clemens - 26 (2010)
Collin DeLome - 20 (2009)
Drew Locke - 20 (2009)
Drew Sutton - 20 (2008)
Ray Sadler - 24 (2007)
Hunter Pence - 28 (2006)
Mark Saccomanno - 20 (2006)

20 or more SBs

Ramon Laureano - 24 (2017)
Teoscar Hernandez - 29 (2016)
Derek Fisher - 23 (2016)
Teoscar Hernandez - 33 (2015)
Delino DeShields, Jr. - 54 (2014)
Andrew Aplin - 21 (2014)
Ruben Sosa - 20 (2014)
George Springer - 23 (2013)
Jonathan Villar - 39 (2012)
Jimmy Paredes - 29 (2011)
T.J. Steele - 20 (2011)
Wladimir Sutil - 22 (2008)
Eli Iorg - 21 (2008)
Drew Sutton - 20 (2008)
Drew Sutton - 24 (2007)
Josh Anderson - 43 (2006)
Josh Anderson - 50 (2005)
Charlton Jimerson - 27 (2005)
Mike Rodriguez - 25 (2005)



Drew Sutton played in parts of four major league seasons with the Reds, Indians, Red Sox, Rays and Pirates





NO-HIT & LOW-HIT GAMES

No-hitters

Hooks (1)

- May 29, 2015 at Dickey-Stephens Park, Arkansas; W 4-0 (6)
Chris Devenski (W), Josh Hader

Opponents (3)

- July 30, 2014 at Whataburger Field, San Antonio; L 0-6
James Needy (W), Frank Garces, R.J. Alvarez
- August 1, 2009 at Citibank Ballpark, Midland; L 0-5 (Game 2 of DH)
Arnold Leon, Jason Fernandez (W)
- July 28, 2005 at Whataburger Field, Frisco; L 0-3 (Perfect Game)
A.J. Murray (W), Steve Karsay, Scott Feldman (S)



L to R: Josh Hader, Roberto Pena, Chris Devenski

Note: On May 29, 2015, Chris Devenski pitched five shutdown innings and teamed with Josh Hader, who recorded an out in the sixth, to author the first no-hitter in the Hooks' 11-year history. The game was called due to heavy rain at Dickey-Stephens Park, resulting in a 4-0 Corpus Christi victory over Arkansas. Devenski issued a two-out walk to Cal Tovey in the first and then retired the final 13 batters he faced. Hader entered in the sixth and, following a lead-off free pass, induced a comebacker to the mound for the first out. Play was then suspended for 45 minutes before the contest was declared complete.

One-hitters

Hooks (5)

- July 19, 2017 at Whataburger Field, Frisco; W 6-0
Alex Winkelman (W), Andrew Walter (Andy Ibanez two-out single in 9th)
- June 2, 2016 at Dickey-Stephens Park, Arkansas; W 4-0
David Paulino (W), Kent Emanuel (SV) (Angel Rosa two-out single in 5th)
- May 13, 2016 at Whataburger Field, Frisco; W 6-0 (Game 2 of DH)
Evan Grills (W)
(Ryan Cordell lead-off single in 1st)
- May 24, 2013 at Whataburger Field, NW Arkansas; W 2-0
Mike Foltyniewicz, David Martinez (W) (Ramon Hernandez lead-off single in the 6th)
- July 15, 2012 at Whataburger Field, Frisco; W 5-2
Jarred Cosart, Kevin Chapman (W), Jason Stoffel (S)
(Jurickson Profar triple in the 6th)

Opponents (7)

- August 11, 2017 at Whataburger Field, Springfield; L 0-7
Ryan Helsley (W), Pedro Echemendia, Rowan Wick (Jon Singleton one-out double in 9th)
- July 16, 2015 at Dr Pepper Ballpark, Frisco; L 0-7
Jose Leclerc (W), Cody Ege, Chad James (Chan-Jong Moon lead-off single in 6th)
- June 14, 2014 at Whataburger Field, Frisco; L 2-10
Luke Jackson (W), Jon Edwards, Jimmy Reyes (Rene Garcia two-out RBI single in the 2nd)
- April 5, 2013 at Whataburger Field, Springfield; L 0-2
Scott McGregor (W), Justin Wright, Deryk Hooker, Michael Blazek, Keith Butler (S) (Austin Wates lead-off single in 1st)
- August 15, 2012 at Dickey-Stephens Park, Arkansas; L 0-3
A.J. Schugel (W), Eddie McKiernan (S) (Enrique Hernandez one-out single in the 3rd)
- April 17, 2012 at ONEOK Field, Tulsa; L 0-4
Edwar Cabrera (W), Coty Woods (Chris Wallace lead-off single in the 9th)
- April 7, 2006 at Whataburger Field, San Antonio; L 0-5
Yorman Bazardo (W), Jason Mackintosh, Mike Flannery (J.R. House two-out single in the 4th)





LOW-HIT GAMES

Two-hitters

Hooks (18)

- April 8, 2017 at Dickey-Stephens Park, Arkansas; W 6-1
Dean Deetz (W), Jacob Dorris, Kevin Comer
- June 16, 2016 at Dr Pepper Ballpark, Frisco; W 2-0
Edison Frias (W), Aaron West (SV)
- April 7, 2016 at Whataburger Field, Tulsa; W 2-0
Joe Musgrove (W), Keegan Yuhl (SV)
- June 18, 2015 (GM 1) at Whataburger Field, Frisco; W 2-0 (7)
Michael Feliz (W), Chris Cotton (SV)
- May 2, 2015 at Whataburger Field, Frisco; L 0-2
Lance McCullers (L), Angel Baez, Travis Ballew
- April 25, 2015 (GM 2) at Dr Pepper Ballpark Frisco; W 16-1 (7)
Chris Devenski (W), Jandel Gustave
- August 26, 2014 at Whataburger Field, Frisco; W 1-0
Mark Appel (W), Tyson Perez (SV)
- July 19, 2014 at Dr Pepper Ballpark, Frisco; L 1-2
Chris Devenski (L), Mitchell Lambson
- May 19, 2014 at Whataburger Field, Midland; W 7-0
Luis Cruz (W), Jordan Jankowski
- August 26, 2013 at Wolff Municipal Stadium, San Antonio; W 5-0
Luis Cruz (W) (CG)
- June 7, 2013 at Whataburger Field, Midland; W 5-0
David Martinez (W), Mike Foltyniewicz (S)
- June 16, 2012 at Dr Pepper Ballpark, Frisco; W 5-0
Jose Cisnero (W) (CG)
- August 17, 2011 at Whataburger Field, Arkansas; W 7-1
Erick Abreu (W), Josh Zeid
- July 19, 2007 at Citibank Ballpark, Midland; W 3-0
Miguel Asencio, German Melendez (W), Josh Miller (S)
- June 9, 2007 at Wolff Municipal Stadium, San Antonio; W 5-0
Ronnie Martinez (W) (CG)
- September 5, 2006 at Whataburger Field, Midland; W 3-0
Juan Gutierrez (W), Chad Reineke, Paul Estrada (S)
(Game 1 of the TL Division Series)
- August 14, 2006 at Whataburger Field, Tulsa; W 3-0
Chance Douglass (W) (CG)
- July 15, 2005 at Whataburger Field, Arkansas; W 6-1
Chris Sampson (W), Jailen Peguero

Two-hitters

Opponents (18)

- May 15, 2017 at Wolff Stadium, San Antonio; L 0-4
Michael Kelly (W), Rafael De Paula
- April 24, 2017 at Whataburger Field, Midland; L 0-9
Corey Walter (W), Brandon Mann (SV)
- April 23, 2017 at Dr Pepper Ballpark, Frisco; L 3-5
Connor Sadzeck (W), Sam Wolff (SV)
- August 12, 2016 at Whataburger Field, Arkansas; W 2-1
Alex Blackford, Edward Paredes, Victor Alcantara, Eduardo Paredes (L)
- May 5, 2016 at Security Bank Ballpark, Midland; L 0-13
Raul Alcantara (W), Ben Bracewell (SV)
- June 13, 2015 at Wolff Municipal Stadium, San Antonio; L 1-4
Colin Rea, Stephen Kohlscheen (W), Michael Dimock, Tayron Guerrero
- August 15, 2014 at Whataburger Field, Arkansas; W 2-1
Tyler DeLoach, Carmine Giardina, Kurt Spomer (L)
- August 14, 2013 at Arvest Ballpark, NW Arkansas; L 0-1
Kyle Zimmer, Spencer Patton, Jon Keck (W), Sam Runion, Zach Jackson (S)
- July 1, 2013 at Whataburger Field, Tulsa; L 0-3
Sean Gallagher (W), Dan Houston (S)
- August 18, 2011 at Whataburger Field, Arkansas; L 0-12
Matt Shoemaker (W), Robert Fish, Daniel Sattler
- June 4, 2010 at Whataburger Field, Springfield; L 0-9
Brian Broderick (W) (CG)
- July 7, 2009 at Whataburger Field, Northwest Arkansas; L 2-9
Everett Teaford (W), Greg Holland
- June 19, 2009 at Dr Pepper Ballpark, Frisco; L 0-3 (Game 1 DH)
Jared Hyatt (W), Thomas Diamond (S)
- June 17, 2009 at Wolff Municipal Stadium, San Antonio; L 1-6
Nathan Culp (W), Mike DeMark
- July 30, 2008 at Whataburger Field, San Antonio; L 0-13
Stephen Faris (W), Mike Ekstrom, Michael DeMark
- May 24, 2008 at Whataburger Field, Springfield; L 0-1 (11)
Jess Todd, Luke Gregerson, Marco Gonzalez (W), Fernando Salas (S)
- May 14, 2007 at Wolff Municipal Stadium, San Antonio; L 0-8
Roger Deago (W), Frank Brooks, Arturo Lopez, Paul Abraham
- May 14, 2005 at Citibank Ballpark, Midland; L 0-1
Stephen Obenchain (W), Evan Fahmer (S)





1-0 GAMES

Date	Opponent	Result	Winner	Loser	Time
August 10, 2017	Tulsa	W 1-0	Riley Ferrell	Karch Kowalczyk	2:10
May 27, 2017	Tulsa	W 1-0	Akeem Bostick	Josh Sborz	2:42
August 21, 2016	at Arkansas	W 1-0	Rogelio Armenteros	Zach Nuding	2:36
July 7, 2015	at Springfield	L 0-1	Andrew Morales	Ruben Alaniz	2:22
August 26, 2014	Frisco	W 1-0	Mark Appel	Joseph Ortiz	2:23
June 16, 2014	at San Antonio	L 0-1	Matt Branham	Michael Hauschild	2:20
Sept. 7, 2013	at San Antonio	W 1-0	Edgar Gonzalez	Jeremy McBryde	2:48
(Game 4 of Texas League South Division Series)					
August 14, 2013	at NW Arkansas	L 0-1	Jon Keck	Nick Tropeano (CG)	2:20
June 30, 2013	Tulsa	L 0-1	Tyler Matzek	David Martinez	2:25
May 17, 2013	at Midland	W 1-0	Jake Buchanan	Murphy Smith	2:25
April 20, 2013	Frisco	W 1-0	Asher Wojciechowski	Carlos Pimentel	1:52
May 7, 2012	San Antonio	L 0-1	Juan Oramas	Wes Musick	2:33
Aug. 10, 2011	at Arkansas	L 0-1 (11)	Steven Geltz	Jason Stoffel	3:13
Aug. 8, 2011	Midland	L 0-1	Ethan Hollingsworth	Henry Villar	2:38
June 15, 2011	at San Antonio	L 0-1	Casey Kelly	Dallas Keuchel	2:05
Aug. 1, 2010	Midland	W 1-0	Edwin Walker	Justin Friend	2:20
June 16, 2010	San Antonio	W 1-0	Jeremy Johnson	Wynn Pelzer	2:44
May 17, 2010	at San Antonio	L 0-1	Craig Italiano	Nelson Payano	2:20
April 17, 2010	Tulsa (Gm 2 DH)	L 0-1 (7)	Stuart Pomeranz	Henry Villar	1:59
Sept. 2, 2009	at Frisco	L 0-1 (11)	Beau Vaughan	Ryan McKeller	2:57
June 25, 2009	San Antonio	W 1-0	Polin Trinidad	Brandon Gomes	2:01
June 24, 2009	San Antonio	W 1-0	Erick Abreu	Stephen Faris (CG)	2:36
May 18, 2009	San Antonio	L 0-1 (12)	Evan Scribner	T.J. Burton	2:55
April 11, 2009	Tulsa	W 1-0	Casey Hudspeth	Keith Weiser	2:11
June 9, 2008	San Antonio	W 1-0	Chance Douglass	Stephen Faris	2:12
June 1, 2008	at Springfield	L 0-1	Kyle Sadlowski	Sean Walker	2:35
May 24, 2008	Springfield	L 0-1 (11)	Marco Gonzalez	Ryan Thompson	2:50
Aug. 25, 2007	at San Antonio	L 0-1	Cesar Ramos	Felipe Paulino	2:34
July 28, 2007	at Frisco	L 0-1	Ken Chenard	Felipe Paulino	2:48
July 6, 2007	Wichita (Gm 2 DH)	W 1-0 (7)	G. Melendez	Jason Cromer	1:38
May 30, 2007	Arkansas	W 1-0 (11)	Brian Gordon	Kevin Lynch	2:27
May 8, 2007	San Antonio	W 1-0	Troy Patton	Sean Thompson	2:01
April 27, 2007	at Frisco	L 0-1	Eric Hurley	Chance Douglass	2:29
May 16, 2006	Midland	W 1-0 (13)	Jailen Peguero	Jeff Muessig	3:55
July 11, 2005	Springfield	W 1-0	Jason Hirsh (CG)	Jordan Pals	2:17
June 7, 2005	at Midland	L 0-1	Dallas Braden	Chris Sampson	2:07
May 14, 2005	at Midland	L 0-1	Steve Obenchain	Jason Hirsh	2:23

Note: Corpus Christi has won 18 of its 37 1-0 affairs to date, going 15-6 at Whataburger Field while posting a 3-13 record on the road. Leading up to the 2013 season, the Hooks were winless in all 10 of their 1-0 contests away from the Sparkling City.





HIGHEST-SCORING GAMES

All games with 20 or more total runs (56)

Runs	Result	Location	Date
30	Hooks 23, San Antonio 7	Wolff Municipal Stadium	August 25, 2014
30	Midland 19, Hooks 11	Citibank Ballpark	May 20, 2013
30	Midland 24, Hooks 6	Citibank Ballpark	May 22, 2009
30	Midland 20, Hooks 10	Citibank Ballpark	April 16, 2006
29	Hooks 15, Frisco 14	Dr Pepper Ballpark	May 16, 2015
29	San Antonio 15, Hooks 14	Minute Maid Park	June 10, 2014
29	Hooks 20, Springfield 9	Whataburger Field	August 12, 2012
29	Arkansas 19, Hooks 10	Whataburger Field	May 29, 2009
28	Midland 16, Hooks 12	Whataburger Field	August 19, 2008
27	Frisco 14, Hooks 13	Dr Pepper Ballpark	June 18, 2009
27	Springfield 17, Hooks 10	Whataburger Field	August 19, 2007
26	NW Arkansas 16, Hooks 10	Arvest Ballpark	July 8, 2008
26	Hooks 15, Arkansas 11	Dickey-Stephens Park	May 22, 2007
25	Midland 16, Hooks 9	Citibank Ballpark	April 29, 2009
25	Hooks 14, Frisco 11	Dr Pepper Ballpark	April 22, 2007
24	San Antonio 21, Hooks 3	Whataburger Field	August 25, 2008
24	Hooks 19, Midland 5	Whataburger Field	April 24, 2008
23	Hooks 12, San Antonio 11 (7)	Wolff Municipal Stadium	August 28, 2017 (GM 2)
23	Hooks 17, Midland 6	Security Bank Ballpark	August 28, 2015
23	Hooks 17, Midland 6	Citibank Ballpark	August 4, 2012
23	Frisco 19, Hooks 4	Dr Pepper Ballpark	July 22, 2011
23	Midland 15, Hooks 8	Whataburger Field	July 18, 2011
23	Hooks 12, Springfield 11	Whataburger Field	June 2, 2010
23	Arkansas 13, Hooks 10	Whataburger Field	May 21, 2008
23	Hooks 13, San Antonio 10 (11)	Wolff Municipal Stadium	May 15, 2008
22	Hooks 13, Arkansas 9 (GM 2)	Dickey-Stephens Park	June 2, 2013
22	San Antonio 13, Hooks 9	Whataburger Field	September 1, 2013
22	Tulsa 17, Hooks 5	ONEOK Field	July 2, 2011
22	Hooks 15, San Antonio 7	Wolff Municipal Stadium	July 29, 2010
22	San Antonio 12, Hooks 10 (10)	Whataburger Field	June 22, 2009
22	Frisco 15, Hooks 7	Dr Pepper Ballpark	June 23, 2008
21	Frisco 11, Hooks 10	Whataburger Field	July 21, 2013
21	Hooks 15, Frisco 6	Whataburger Field	May 2, 2011
21	NW Arkansas 12, Hooks 9	Whataburger Field	April 17, 2011
21	Hooks 11, San Antonio 10	Wolff Municipal Stadium	August 30, 2009
21	Hooks 13, Midland 8	Citibank Ballpark	May 23, 2009
21	Hooks 12, Frisco 9	Whataburger Field	April 23, 2009
21	Midland 12, Hooks 9	Citibank Ballpark	April 17, 2006
20	Hooks 13, Midland 7	Security Bank Ballpark	July 15, 2017
20	Midland 12, Hooks 8	Security Bank Ballpark	June 17, 2017
20	Hooks 6, Tulsa 14	Whataburger Field	July 5, 2016
20	Hooks 12, Missions 8	Wolff Municipal Stadium	September 7, 2015
20	Missions 11, Hooks 9	Whataburger Field	August 31, 2015
20	Missions 13, Hooks 7	Whataburger Field	July 27, 2015
20	Hooks 12, RockHounds 8	Whataburger Field	May 22, 2015
20	Hooks 13, NW Arkansas 7	Whataburger Field	June 30, 2012
20	Hooks 13, Frisco 7	Dr Pepper Ballpark	June 22, 2012
20	Springfield 12, Hooks 8	Hammons Field	June 4, 2012
20	Hooks 11, San Antonio 9	Wolff Municipal Stadium	May 16, 2012
20	Hooks 17, San Antonio 3	Whataburger Field	May 8, 2012
20	Midland 12, Hooks 8	Citibank Ballpark	April 28, 2011
20	Hooks 12, Midland 8	Citibank Ballpark	April 30, 2009
20	Frisco 12, Hooks 8	Whataburger Field	May 8, 2008
20	Frisco 15, Hooks 5	Whataburger Field	April 19, 2008
20	Hooks 15, Tulsa 5	Whataburger Field	April 4, 2008
20	Hooks 15, Arkansas 5	Ray Winder Field	May 8, 2006





HIGHEST-SCORING GAMES

Largest Margins of Victory - All wins by 11 or more runs (18)

Runs	Result	Location	Date
16	Hooks 23, San Antonio 7	Wolff Municipal Stadium	August 25, 2014
15	Hooks 16, Frisco 1 (GM 2)	Dr Pepper Ballpark	April 25, 2015
14	Hooks 16, Tulsa 2	ONEOK Field	July 9, 2012
14	Hooks 17, San Antonio 3	Whataburger Field	May 8, 2012
14	Hooks 19, Midland 5	Whataburger Field	April 24, 2008
13	Hooks, 14, Midland 1	Whataburger Field	July 13, 2014
13	Hooks 16, NW Arkansas 3	Arvest Ballpark	July 3, 2011
13	Hooks 14, Frisco 1	Whataburger Field	June 18, 2010
13	Hooks 16, Frisco 3	Whataburger Field	May 9, 2008
12	Hooks 15, San Antonio 3 (GM 2)	Wolff Municipal Stadium	June 15, 2015
12	Hooks 13, Springfield 1	Whataburger Field	June 26, 2013
12	Hooks 15, Springfield 3 (GM 1)	Hammons Field	June 3, 2007
11	Hooks 17, San Antonio 6	Wolff Municipal Stadium	August 28, 2015
11	Hooks 11, Frisco 0	Dr Pepper Ballpark	April 27, 2013
11	Hooks 20, Springfield 9	Whataburger Field	August 12, 2012
11	Hooks 17, Midland 6	Citibank Ballpark	August 4, 2012
11	Hooks 15, Tulsa 4	Drillers Stadium	April 16, 2009
11	Hooks 13, Midland 2	Citibank Ballpark	July 21, 2007

Largest Margins of Defeat - All losses by 11 or more runs (21)

Runs	Result	Location	Date
18	Midland 24, Hooks 6	Citibank Ballpark	May 22, 2009
18	San Antonio 21, Hooks 3	Whataburger Field	August 25, 2008
16	Midland 16, Hooks 0	Citibank Ballpark	June 12, 2010
15	Frisco 19, Hooks 4	Dr Pepper Ballpark	July 22, 2011
15	Frisco 15, Hooks 0	Dr Pepper Ballpark	June 12, 2008
13	Midland 13, Hooks 0	Security Bank Ballpark	May 5, 2016
13	Midland 15, Hooks 2	Security Bank Ballpark	August 19, 2014
13	San Antonio 13, Hooks 0	Whataburger Field	July 30, 2008
12	San Antonio 12, Hooks 0	Wolff Municipal Stadium	July 31, 2017
12	Midland 13, Hooks 1 (GM 2)	Security Bank Ballpark	July 23, 2017
12	Midland 14, Hooks 2	Security Bank Ballpark	July 19, 2016
12	Midland 14, Hooks 2	Whataburger Field	July 14, 2014
12	Frisco 12, Hooks 0	Dr Pepper Ballpark	April 27, 2012
12	San Antonio 13, Hooks 1	Whataburger Field	August 28, 2011
12	Arkansas 12, Hooks 0	Whataburger Field	August 18, 2011
12	Tulsa 17, Hooks 5	ONEOK Field	July 2, 2011
12	Midland 14, Hooks 2	Whataburger Field	May 7, 2009
12	San Antonio 13, Hooks 1	Wolff Municipal Stadium	August 5, 2005
11	Frisco 11, Hooks 0	Dr Pepper Ballpark	April 22, 2011
11	Midland 11, Hooks 0	Whataburger Field	July 25, 2008
11	Midland 11, Hooks 0	Whataburger Field	April 23, 2008





WALK-OFF HOME RUNS

DATE	PLAYER	OPPONENT	PITCHER	SCORE
June 4, 2005	Hector Gimenez	Tulsa	Yusuke Arakawa	3-2
August 7, 2005	Charlton Jimerson	Tulsa	Yusuke Arakawa	4-3 (12)
September 4, 2005	Hector Gimenez	San Antonio	Nathanel Mateo	3-0 (11)
June 23, 2006	Hunter Pence	Arkansas	Miguel Gonzalez	7-5 (12)
July 9, 2006	Mark Saccomanno	Frisco	Jesse Carlson	4-2 (10)
August 16, 2006	Josh Bonifay	Tulsa	Josh Newman	7-6 (10)
July 17, 2007	Francisco Caraballo	Midland	Jerry Blevins	10-8
July 18, 2007	Ray Sadler	Midland	David Shafer	6-3
July 29, 2008	Billy Hart	San Antonio	Greg Burke	6-5 (10)
August 26, 2009	Collin DeLome	Midland	Jared Lansford	6-5
June 7, 2010	T.J. Steele	Arkansas	Robert Fish	4-3
June 1, 2011	Jonathan Villar	Springfield	Nick Greenwood	6-5
June 26, 2011	T.J. Steele	Frisco	Fabio Castillo	4-3
April 9, 2012	Jake Goebbert	Tulsa	Kurt Yacko	7-4
May 26, 2012	Jonathan Villar	Springfield	Michael Blazek	6-5
July 2, 2012	Jonathan Villar	Tulsa	Coty Woods	5-4
July 12, 2012	Austin Wates	Frisco	Tim Murphy	8-7 (11)
August 24, 2012	Jon Singleton	Midland	Jonathan Ortiz	7-6
August 2, 2013	Jonathan Meyer	Midland	Mike DeMark	7-5
August 10, 2013	Jonathan Meyer	Arkansas	Josh Judy	3-2
July 28, 2014	Delino DeShields, Jr.	San Antonio	Josh Geer	5-4 (10)
April 11, 2016	Alex Bregman	Springfield	Joey Donofrio	5-4 (12)
May 12, 2016	Derek Fisher	Frisco	Jose Leclerc	6-5
June 11, 2016	Alex Bregman	San Antonio	Tayron Guerrero	5-4 (10)
April 25, 2017	Ramon Laureano	Midland	Cody Stull	4-3 (12)
August 9, 2017	Jason Martin (grand slam)	Tulsa	Shea Spitzbarth	10-7



Jonathan Villar





HOOKS LEAGUE LEADERS

2017

Slugging Percentage – J.D. Davis (.510)
Walks – Jon Singleton (107)
Intentional Walks – Jon Singleton (7)
Highest HR/AB ratio – J.D. Davis (1/16.71)
Lowest BB/9 IP ratio (relievers) – Ryan Thompson (1.53)
Outfield Assists – Ramon Laureano (16)

2016

Doubles – J.D. Davis (34)
Walks – Derek Fisher (74, T-1st)
Intentional Walks – Derek Fisher (7)
Shutouts - Evan Grills (1, T-1st)
Highest K/9 IP Ratio (starters) – Francis Martes (9.23)

2015

Batting Average – Jon Kemmer (.327)
Slugging Percentage – Jon Kemmer (.574)
Hit by Pitch – Jon Kemmer (12)
HR/AB Ratio – Jon Kemmer (1/20.22)
Wins – Kyle Westwood (11, T-1st)
Games Finished – Jandel Gustave (38)
Complete Games – Kyle Westwood (2)
Winning Percentage – Chris Devenski (.636)
Lowest BB/9 IP Ratio (relievers) – Aaron West (1.44)

2014

Home Runs – Telvin Nash (22)
Stolen Bases – Delino DeShields, Jr. (54)
Caught Stealing – Delino DeShields, Jr. (14)
Sacrifice Bunts – Delino DeShields, Jr. (18)
Catcher Caught-Stealing Efficiency – Tyler Heineman (.459)

2013

ERA – David Martinez (2.02)
Wins – David Martinez (14)
Strikeouts – Nick Tropeano (130)
Complete games – David Martinez (2, T-1st)
Shutouts – Luis Cruz (1, T-1st)
WHIP – David Martinez (1.00)
Winning Percentage – David Martinez (.875)

2012

Highest TPA/SO Ratio – Jose Martinez
(11.80) (472 TPA – 40 SO)
Saves – Jason Stoffel (27)
Games Finished – Jason Stoffel (49)
Complete Games – Jose Cisnero (2)
Shutouts – Jose Cisnero (1, T-1st)
Lowest Batting Average Against (relievers) –
Jason Stoffel (.196)
Lowest BB/9 IP Ratio (relievers) – Erick Abreu (1.96)
Fewest Baserunners/9 IP Ratio – Jason Stoffel (9.16)

2011

Highest TPA/SO Ratio – Brandon Wikoff (11.70)
(386 TPA – 33 SO)
Games Started – Ross Seaton (28)
Highest SO/9 IP Ratio (relievers) – Arcenio Leon
(10.16) (73 SO in 64.2 IP)

2010

ERA – Douglas Arguello (2.55)
Complete Games – Douglas Arguello (2, T-1st)

2009

Batting Average – Drew Locke (.338)
RBIs – Drew Locke (109)
Hits – Drew Locke (170)
Complete Games – Polin Trinidad (2, T-1st)

2008

Hits – Drew Sutton (165)
Doubles – Drew Sutton (39)
Total Bases – Drew Sutton (272)
Runs – Drew Sutton (102)

2007

Games – Ray Sadler (138)
RBIs – Ray Sadler (93)
Sacrifice Flies – Ray Sadler (8)
Shutouts – Ronnie Martinez (2, T-1st)

2006

At-Bats – Josh Anderson (561)
Hits – Josh Anderson (173)
Stolen Bases – Josh Anderson (43)
On-Base Percentage – Ben Zobrist (.434)
ERA – Matt Albers (2.17)
Shutouts – Chance Douglass (2)

2005

Doubles – Mark Saccomanno (36)
Stolen Bases – Josh Anderson (50)
Games Started – Jason Hirsh (29)
Strikeouts – Jason Hirsh (165)





HOOKS POSTSEASON HONORS

Texas League Postseason All-Star Selections

2017

J.D. Davis (3B)

2016

Brendan McCurry (P)
Francis Martes (P)
Alex Bregman (SS)
Teoscar Hernandez (OF)

2015

Chris Devenski (P)
Jandel Gustave (P)
Jon Kemmer (OF)
Colin Moran (UTL)

2014

Tommy Shirley (P)
Preston Tucker (OF)

2013

Mike Foltynewicz (P)
David Martinez (P)
Jonathan Meyer (3B)
George Springer (OF)
Max Stassi (C)

2012

Jose Martinez (UTL)
Jon Singleton (DH)
Jason Stoffel (P)
Austin Wates (OF)

2011

Dallas Keuchel (P)
J.D. Martinez (OF)

2010

Douglas Arguello (P)
Jordan Lyles (P)

2009

Wladimir Sutil (SS)
Drew Locke (OF)

2008

Drew Sutton (2B)

2007

Troy Patton (P)
Ray Sadler (OF)



Ben Zobrist

2006

Matt Albers (P)
Jonny Ash (2B)
Hunter Pence (OF)
Josh Anderson (OF)
Ben Zobrist (UTL)

2005

Fernando Nieve (P)
Jason Hirsh (P)

Special Texas League Postseason Awards

2015

Manager of the Year - Rodney Linares

2013

Player of the Year – George Springer
Pitcher of the Year – David Martinez
Mike Coolbaugh Texas League Coach of the Year – Gary Ruby, Pitching Coach

2012

Manager of the Year – Keith Bodie

2011

Mike Coolbaugh Texas League Coach of the Year – John Moses, Hitting Coach

2006

Pitcher of the Year – Matt Albers
Manager of the Year – Dave Clark

2005

Pitcher of the Year – Jason Hirsh





HOOKS IN THE TEXAS LEAGUE ALL-STAR GAME

2017 – June 27 at Dr Pepper Ballpark in Frisco
South 10, North 3

Hooks players

Drew Ferguson (RF)
J.D. Davis (3B)
Jon Singleton (1B)
Jack Mayfield (2B)
Garrett Stubbs (C)
Rogelio Armenteros (P)

What they did

2-3, R, 2 BB
2-4, R, 2B, 2 RBI
0-4, 2 K
0-2
1-2, 2 R, 3B, 3 RBI
1.0-3-2-2-0-2

Hooks voted onto the All-Star Team

Garrett Stubbs (starting C)
Jon Singleton (starting 1B)
J.D. Davis (starting 3B)
Drew Ferguson (starting OF)
Jack Mayfield (reserve IF)
Rogelio Armenteros (P)
Kyle Smith (P)

J.D. Davis and Garrett Stubbs combined to drive in five runs as the South Division bested the North, 10-3, at the 81st Texas League All-Star Game before a crowd of 10,317 fans. With the South up 4-3 in the fourth, Davis ripped a two-run single to left field, plating Drew Ferguson and Riders outfielder Jose Cardona. Later in the frame, Stubbs cracked a bases-loaded triple, highlighting the seven-run outburst. Midland's B.J. Boyd sparked the fourth-inning push with two hits. He finished 3-for-4 with three RBIs and two runs scored en route to All-Star MVP honors. Rogelio Armenteros, who earned the start for the South, surrendered a 2-run home run to Arkansas' Chuck Taylor in the first.



Garrett Stubbs





HOOKS IN THE TEXAS LEAGUE ALL-STAR GAME

**2016 – June 28 at Hammons Field in Springfield
South 8, North 5**

Hooks players

Teoscar Hernandez (RF-CF)
Alex Bregman (SS)
Derek Fisher (CF)
J.D. Davis (3B)
Keegan Yuhl (P)
Evan Grills (P)
Edison Frias (P)

What they did

1-4, 2 R, BB, SB
2-3, HR, 2 RBI
1-3, RBI
1-2, R
1.0-1-0-0-0-0
1.0-3-1-1-0-0
1.0-1-0-0-0-0

Hooks voted onto the All-Star Team

Alex Bregman (starting SS)
Teoscar Hernandez (starting OF)
Derek Fisher (starting OF)
J.D. Davis (reserve IF)
Brian Holmes (P)
Brendan McCurry (P)
David Paulino (P)
Keegan Yuhl (P)

Before a sellout crowd of 7,832 at Hammons Field, the South Division knocked off the North by a score of 8-5 at the 80th Texas League All-Star Game. Frisco left-fielder Ryan Cordell went 3-for-5 with a home run and four RBIs en route to MVP honors. Hooks right-hander Keegan Yuhl earned the victory with a scoreless first inning. Lefty Evan Grills pitched the fourth and Edison Frias handled the fifth. Alex Bregman became the second Hook to homer in an all-star game, joining George Springer who did so twice in 2013. Bregman and Teoscar Hernandez were promoted to Triple-A Fresno following the South's all-star triumph.

**2015 – June 30 at Whataburger Field in Corpus Christi
North 9, South 4**

Hooks players

Tyler White (3B)
Conrad Gregor (1B)
Roberto Pena (C)
Chris Devenski (P)
Travis Ballew (P)
Jandel Gustave (P)
Aaron West (P)

What they did

0-2
0-3, BB, SB
0-1
2.0-0-0-0-0-2
0.2-2-0-0-0-0
0.1-0-3-3-3-1
0.2-0-0-0-0-0

Hooks voted onto the All-Star Team

Conrad Gregor (starting 1B)
Tony Kemp (starting 2B)
Tyler White (reserve IF)
Travis Ballew (P)
Chris Devenski (P)
Jandel Gustave (P)
Lance McCullers (P)
Vincent Velasquez (P)

The North Division engineered a 9-4 triumph over the South in the 79th installment of the Texas League All-Star Game before a crowd of 7,370 at Whataburger Field. Jorge Bonifacio of Northwest Arkansas broke a 4-4 tie in the eighth with a two-run homer to left field off San Antonio's Tayron Guerrero. Bonifacio, named the game's MVP, later coaxed a bases-loaded walk from Jandel Gustave as part of a three-run North ninth. Corpus Christi ace Chris Devenski earned the start for the South and authored a pair of perfect innings. Upon Devenski's exit, the North staged traffic over the remaining seven frames, scoring in five of those innings.

Tyler White, who was called up to Triple-A following the all-star game, delighted the Whataburger Field faithful by winning the home-run derby.





HOOKS IN THE TEXAS LEAGUE ALL-STAR GAME

2014 – June 24 at Dickey-Stephens Park in North Little Rock North 3, South 1

Hooks players

Delino DeShields, Jr. (CF)
Andrew Aplin (RF)
Tommy Shirley (P)
Kyle Smith (P)

What they did

0-1
0-1
1.0-1-0-0-1-1
2.0-2-2-2-0-2 (losing pitcher)

Hooks voted onto the All-Star Team

Matt Duffy (starting 3B)
Nolan Fontana (starting 2B)
Preston Tucker (reserve OF)
Tommy Shirley (P)
Andrew Robinson (P)

Cody Stanley's two-run home run off Hooks hurler Kyle Smith in the fourth inning earned the Springfield catcher MVP honors and handed the North a 3-1 triumph before 9,000 strong at the 2014 Texas League All-Star Game in North Little Rock. Tommy Shirley, who entered the break with the circuit's second-best ERA (1.90), bypassed two base runners in a scoreless second. Delino DeShields, Jr., and Andrew Aplin entered the contest in the sixth, manning center and right fields, respectively. Both went 0-for-1 at the plate. The South squad managed just four singles on the night. Arkansas lefty Michael Roth set the tone, twirling two shutout frames to begin the game. Six pitchers later, Travs closer Cam Bedrosian notched the final out to pick up the save. Matt Duffy, Andrew Robinson and Preston Tucker did not participate after earning promotions to Triple-A Oklahoma City. Nolan Fontana missed the TL classic and the final 10 weeks of the season due to injury.

2013 – June 25 at Arvest Ballpark in Springdale South 6, North 0

Hooks players

George Springer (starting CF)
Rene Garcia (starting catcher)
David Martinez (P)
Jake Buchanan (P)
Mike Foltyniewicz (P)

What they did

2-3 w/ 2 HRs, 3 RBIs & SB
0-2 w/ a run
1.0-1-0-0-0-0
1.0-2-0-0-0-0
1.0-0-0-0-0-0

Hooks voted onto the All-Star Team

George Springer (starting CF)
Rene Garcia (starting C)
Domingo Santana (OF)
Jake Buchanan (P)
Mike Foltyniewicz (P)
David Martinez (P)

Corpus Christi center fielder George Springer smacked a pair of home runs and drove in three to capture MVP acclaim as the South Division dispatched the North 6-0 in the 77th Texas League All-Star Game at Arvest Ballpark in Springdale. Springer, who, along with Jake Buchanan, was promoted to Triple-A Oklahoma City following the game, is the first Hook to homer in the classic. Catcher Rene Garcia picked off a runner at first and threw out another trying to steal second. Outfielder Domingo Santana was voted onto the South squad but did not participate due to injury.

Corpus Christi hurlers Buchanan, David Martinez and Mike Foltyniewicz each worked a scoreless frame. Neil Ramirez of Frisco fashioned a perfect first inning to earn the victory. The result marked the first shutout in the TL All-Star Game since 2006 when the South prevailed 1-0 at historic Ray Winder Field in Little Rock.





HOOKS IN THE TEXAS LEAGUE ALL-STAR GAME

2012 – June 28 at ONEOK Field in Tulsa North 3, South 1

Hooks players

Jose Martinez (starting 2B)
Jon Singleton (starting LF)
Jonathan Villar (SS)
Ross Seaton (P)
Jarred Cosart (P)
Jason Stoffel (P)
Kevin Chapman (P)

What they did

0-4
0-1 with a walk
0-1 with a strikeout
1.0-3-3-3-0-0 (losing pitcher)
1.0-0-0-0-0-1
1.0-1-0-0-0-0
0.1-1-0-0-0-0

Hooks voted onto All-Star Team

Jose Martinez (starting 2B)
Jon Singleton (starting DH)
Austin Wates (starting OF)
Jonathan Villar (reserve IF)
Kevin Chapman (P)
Brett Oberholtzer (P)
Jason Stoffel (P)

Springfield center fielder Oscar Taveras was tabbed MVP after notching three hits, including a two-run home run off RHP Ross Seaton, as the North bested the South 3-1 in the 76th edition of the Texas League All-Star Game at ONEOK Field in Tulsa. A ground-rule double by Tulsa's Nolan Arenado plated Kolton Wong of the Cardinals to open the fourth-inning uprising against Seaton. Eight North hurlers held the South to just two hits.

RHP Jarred Cosart and RHP Jason Stoffel authored a scoreless fifth and sixth, respectively, for the South. OF Austin Wates missed the game due to injury and LHP Brett Oberholtzer was promoted to Triple-A Oklahoma City in mid-June.

2011 – June 29 at Wolff Municipal Stadium in San Antonio South 3, North 2

Hooks players

J.D. Martinez (starting LF)
Jimmy Paredes (2B)
Dallas Keuchel (P)

What they did

2-4 with a double
0-1
2.0-1-0-0-1-3

Hooks voted onto All-Star Team

J.D. Martinez (starting OF)
Wladimir Sutil (starting SS)
Xavier Cedeno (P)
Dallas Keuchel (P)

LHP Dallas Keuchel and outfielder J.D. Martinez made major contributions to the South Division in its 3-2 win over the North in the 75th edition of the Texas League All-Star Game at Wolff Municipal Stadium in San Antonio. Keuchel was the only South Division pitcher to go beyond an inning of work, tossing two shutout frames. He allowed one hit and one walk while striking out three. Keuchel pitched out of a one-out, bases-loaded jam in the fifth by striking out two of the toughest hitters in the league – Mike Trout of Arkansas and Tulsa's Tim Wheeler.

Martinez started in left and batted sixth in the order, going 2-for-4 with a double. His second-inning single was instrumental in the South grabbing a 1-0 lead.

Jimmy Paredes entered the game as a defensive replacement in the sixth and got one at-bat – flying out to right in the eighth. LHP Xavier Cedeno did not pitch in the game. Shortstop Wladimir Sutil, the only player in club history to be voted onto the All-Star team three times, received an early-June promotion to AAA Oklahoma City and was not part of the event.





HOOKS IN THE TEXAS LEAGUE ALL-STAR GAME

2010 – June 30 at Citibank Ballpark in Midland South 5, North 4

Hooks players

Koby Clemens (starting 1B)
J.B. Shuck (starting LF)
Lou Santangelo (C)
Jordan Lyles (P)

What they did

0-4
0-3
0-1
1.0-1-0-0-0-0 (winning pitcher)

Hooks voted onto All-Star Team

Koby Clemens (starting 1B)
Wladimir Sutil (reserve IF)
J.B. Shuck (reserve OF)
Douglas Arguello (P)
Jordan Lyles (P)

A couple of Hooks distinguished themselves in the 74th Texas League All-Star Game. Jordan Lyles, just 19 years of age, tossed an inning of shutout relief in the fourth and was the winning pitcher as the South edged the North 5-4. Lyles allowed one single and threw 19 pitches, 12 for strikes.

Left fielder J.B. Shuck made the play of the night. With two on and two out in the top of the ninth, Tim Smith of Northwest Arkansas singled to left. Tulsa's Wilin Rosario tried to score from second on the play, but Shuck made a perfect throw to Hooks' catcher Lou Santangelo, who tagged Rosario at the plate for the game's final out. Shuck also made a great leaping catch in the sixth, robbing Springfield's Curt Smith of an extra-base hit to the gap in left-center, denying the North another run. For his efforts in the field, Shuck was voted the game's MVP.

2009 – July 1 at Dr Pepper Ballpark in Frisco North 2, South 1

Hooks players

Drew Locke (starting RF)
Jhon Florentino (starting 3B)
Wladimir Sutil (starting SS)
Collin DeLome (LF)
Polin Trinidad (P)

What they did

1-4
1-3
0-2
1-2, SB
1.0-0-0-0-0-0

Hooks voted onto All-Star Team

Wladimir Sutil (starting SS)
Drew Locke (starting OF)
Collin DeLome (reserve OF)
Douglas Arguello (P)
Polin Trinidad (P)

The 73rd Texas League All-Star Game was played at Dr Pepper Ballpark in Frisco, where the North topped the South 2-1. Former Texas A&M-Corpus Christi Islander hurler Trey Hearne, representing the Springfield Cardinals, tossed two innings of shutout ball as the starter for the North and got the win. Drew Locke, Jhon Florentino and Collin DeLome each had a single for the South, while DeLome added a stolen base. Polin Trinidad tossed an inning of shutout relief in the seventh.





HOOKS IN THE TEXAS LEAGUE ALL-STAR GAME

2008 – June 25 at Hammons Field in Springfield
South 7, North 3 (10 innings)

Hooks players

Drew Sutton (starting 2B)	2-5 with a double
Chris Johnson (starting 3B)	2-3 with a double
Tommy Manzella (starting SS)	1-2
Richie Paz (3B)	1-2
Chris Blazek (P)	1.0-1-0-0-1-1
Ryan McKeller (P)	1.0-0-0-0-0-1

What they did

Hooks voted onto All-Star Team

Tommy Manzella (starting SS)
Drew Sutton (starting 2B)
Chris Johnson (reserve IF)
Billy Hart (reserve OF)
Brad James (P)

The South rallied for four runs in the top of the 10th to defeat the North 7-3 in front of a crowd of 8,459 fans at Hammons Field. The result marked the third straight win for the South over the North, and the fourth consecutive win for the division containing the Hooks. Frisco outfielder Steve Murphy opened the 10th with a home run to put the South ahead to stay.

Drew Sutton and Chris Johnson each had two hits, including a double, while Richie Paz and Tommy Manzella were both 1-for-2. Pitchers Chris Blazek and Ryan McKeller each tossed an inning of shutout relief.

2007 – June 26 at Whataburger Field in Corpus Christi
South 5, North 4 (10 innings)

Hooks players

Todd Self (starting 1B)	2-5, RBI
Noochie Varner (starting DH)	3-4, double, run
Drew Sutton (starting 3B)	1-2
Jonny Ash (2B)	1-3, RBI
Beau Torbert (LF)	0-2
Chance Douglass (starting P)	2.0-0-0-0-0-1
Troy Patton (P)	1.0-2-1-1-0-1

What they did

Hooks voted onto All-Star Team

Todd Self (starting 1B)
Noochie Varner (starting DH)
Beau Torbert (reserve OF)
Chance Douglass (P)
Troy Patton (P)

Jonny Ash delivered a game-winning, RBI single in the bottom of the 10th to lift the South to a 5-4 win over the North in the 71st Texas League All-Star Game at Whataburger Field. Ash's game winner plated Frisco's Casey Benjamin from third with nobody out and earned Ash MVP acclaim. Benjamin had walked and advanced to third on Todd Self's single. All of this came on the heels of a home run to lead off the bottom of the 10th by San Antonio's Will Venable – a blast that tied the score. The North had grabbed a 4-3 lead in the top of the 10th on a one-out, RBI single to right off the bat of Springfield's Sean Danielson.

Noochie Varner led all players with three hits. Corpus Christi's five position players combined to go 7-for-16 with a double, a run and two RBIs – the most production for the Hooks offensively in the 11-year history of Corpus Christi's involvement in the event. Chance Douglass, selected by South manager Dave Clark to start the game, retired all six batters he faced. While not the winning pitcher, Douglass was honored as the Bank of America Outstanding Pitcher. Troy Patton allowed a run on a solo home run by Adam Morrissey of Arkansas in his lone inning on the hill. The first All-Star game at Whataburger Field attracted a crowd of 8,676.





HOOKS IN THE TEXAS LEAGUE ALL-STAR GAME

**2006 – June 20 at Ray Winder Field in Little Rock
South 1, North 0**

Hooks players	What they did	Hooks voted onto All-Star Team
Josh Anderson (starting CF)	1-4, RBI, SB	Josh Anderson (starting OF)
Ben Zobrist (starting SS)	0-4	Hunter Pence (starting OF)
Hunter Pence (starting RF)	1-4	Josh Bonifay (starting DH)
J.R. House (starting 1B, C)	0-3	Ben Zobrist (starting SS)
Josh Bonifay (starting DH)	0-2	J.R. House (starting 1B)
Juan Gutierrez (starting P)	2.0-0-0-0-0-2 (winning pitcher)	Juan Gutierrez (P)
Matt Albers (P)	1.0-1-0-0-0-0	Matt Albers (P)
Paul Estrada (P)	1.0-1-0-0-0-1	Paul Estrada (P)
Jailen Peguero (P)	1.0-0-0-0-1-2 (save)	Jailen Peguero (P)

A total of nine Hooks took part in the classic, played at historic Ray Winder Field. Josh Anderson knocked in the game's only run with a ground-ball out in the top of the third as the South beat the North 1-0, garnering Anderson game MVP honors. Gutierrez was the starting and winning pitcher, blanking the North over the first two innings. Matt Albers, Paul Estrada and Jailen Peguero each tossed an inning of shutout ball, with Peguero getting the save.

In a game dominated by pitching and defense, the two squads combined for just eight hits – four on each side. J.R. House, who started the game at first, moved behind the plate in the fifth. That put him in position to tag out a sliding Troy Tulowitzki in the sixth. Tulowitzki tried to score from third on Jordan Czarniecki's ground ball to third baseman Vasili Spanos.

**2005 – June 21 at Dr Pepper/Seven-Up Ballpark in Frisco
West 5, East 0**

Hooks players	What they did	Hooks voted onto All-Star Team
Josh Anderson (starting CF)	1-2	Josh Anderson (starting OF)
Hector Gimenez (starting C)	0-2	Hector Gimenez (starting C)
Mark McLemore (P)	1.0-1-0-0-0-1	Jason Hirsh (P)
Jason Hirsh (P)	2.0-0-0-0-0-3	Mark McLemore (P)
Tim McClaskey (P)	1.0-0-0-0-1-0	Fernando Nieve (P)

In the league's final year with the divisions labeled "East" and "West," the West All-Stars erupted for five runs in the bottom of the seventh to blank the East 5-0. Midland's Andre Ethier drove in the first of those five runs with a single up the middle. Josh Anderson started in center and led off for the West. He opened the bottom of the fourth with a single but was stranded at third.

Corpus Christi's trio of starters – Mark McLemore, Jason Hirsh and Tim McClaskey – combined to give the West four innings of shutout work. Hirsh retired all six men he faced in the fifth and sixth innings.





TEXAS LEAGUE WEEKLY HONORS

Batters of the Week

2017

Drew Ferguson – May 22-28
Ramon Laureano – July 3-9
Jason Martin – July 17-23

2016

Alex Bregman – April 7-17
J.D. Davis – May 9-15
J.D. Davis – May 16-22
J.D. Davis – August 15-21
J.D. Davis – August 22-28

2015

Carlos Correa – April 20-27
Carlos Correa – May 4-11
A.J. Reed – August 24-31

2014

Tony Kemp – June 30-July 7

2013

George Springer – May 27-June 3
Max Stassi – July 15-22
Max Stassi – July 29-August 5

2012

Brandon Barnes and Jake Goebbert
Co-Batters of the Week – April 5-16
Brandon Barnes – April 16-23
Jon Singleton – May 21-29
Jay Fernandez – June 11-18
Jon Singleton – July 2-9
Marc Krauss – July 30-August 6

2011

Brandon Wikoff – April 25-May 1
J.D. Martinez – June 27-July 3
J.D. Martinez – July 11-17

2010

J.B. Shuck – May 10-16
Jhon Florentino – May 24-30
Koby Clemens – May 31-June 6

2007

Drew Sutton – April 16-22
Jonny Ash – April 23-29

2006

Josh Anderson – April 17-23
Hunter Pence – May 8-14

2005

Mark Saccomanno – June 20-26

Pitchers of the Week

2017

Alex Winkelman – July 17-23
Akeem Bostick – August 28-Sept 3

2016

Evan Grills – May 9-15
Francis Martes – July 25-31
Francis Martes – August 22-28

2015

Chris Devenski – April 20-27
Michael Feliz – August 3-10

2014

Mike Hauschild – May 12-19
Tommy Shirley – May 19-26

2013

Asher Wojciechowski – April 15-22
Jake Buchanan – April 29-May 6
Luis Cruz – August 26-September 3

2012

Jose Cisnero – May 29-June 4
Jarred Cosart – June 18-25
Jose Cisnero – July 16-23

2011

Dallas Keuchel – April 7-17
Dallas Keuchel – June 6-12
Xavier Cedeno – June 27-July 3
Ross Seaton – July 11-17
Ross Seaton – August 8-14
Erick Abreu – August 15-21

2010

Douglas Arguello – May 17-23
Jordan Lyles – June 14-20
Erick Abreu – August 16-22

2009

Douglas Arguello – May 4-10
Casey Hudspeth and Polin Trinidad,
Co-Pitchers of the Week – May 11-17
Polin Trinidad – June 8-14

2007

Chance Douglass – May 21-27
Chance Douglass – May 28-June 3
Ronnie Martinez – June 4-10
Josh Miller – August 6-12

2006

Juan Gutierrez – May 22-28
Matt Albers – June 12-18
Chance Douglass – June 26-July 2
Paul Estrada – July 31-August 6

2005

Fernando Nieve – April 7-17
Jason Hirsh – April 18-24
Jason Hirsh – June 20-26
Jason Hirsh – July 11-17
Tim McClaskey – August 29-Sept 5



Carlos Correa





TOP TEN ATTENDANCE FIGURES AT WHATABURGER FIELD

Attendance	Date	Result	Occurrence
9,185	July 4, 2014	Hooks 8, Springfield 0	Independence Day Fireworks
9,022	June 11, 2006	Hooks 5, San Antonio 1	Roger Clemens
8,617	August 25, 2006	Hooks 3, Frisco 2	Last home game, reg. season
8,546	May 22, 2010	Midland 5, Hooks 3	Pinstripe jerseys
8,494	Sept. 2, 2005	San Antonio 8, Hooks 5	Bagwell & Backe
8,394	Sept. 15, 2006	Hooks 8, Wichita 7 (14)	Game 4, TLCS
8,391	May 21, 2005	San Antonio 9, Hooks 3	CC road cap giveaway
8,336	April 23, 2005	Hooks 6, Frisco 1	Home cap giveaway
8,332	August 31, 2005	San Antonio 6, Hooks 1	Bagwell 1st game
8,313	April 29, 2006	Hooks 4, Springfield 3	Astros throwback cap

Attendance Figures by Season

Year	Regular Season Attendance
2005	505,189
2006	506,398
2007	479,289
2008	479,651
2009	443,628
2010	412,369
2011	395,128
2012	388,927
2013	379,395
2014	393,769
2015	362,968
2016	350,964
2017	331,242
13-Year Total	5,428,917



Notes: Figures do not include exhibitions or postseason games

The Hooks have finished between 14th and 36th in overall attendance among the 120 full-season clubs in the minors (AAA, AA and the five full-season Class A leagues) in Corpus Christi's 13-year history.

2012 marked the only season in Texas League history in which all clubs eclipsed the 300,000 mark in attendance.





HOOKS IN THE MAJORS

Player - Debut Season - Team

Fernando Abad – 2010 – Houston
 Matt Albers – 2006 – Houston
 Jose Altuve – 2011 – Houston
 Josh Anderson – 2007 – Houston
 Brandon Barnes – 2012 – Houston
 Jimmy Barthmaier – 2008 – Pittsburgh
 Philip Barzilla – 2006 – Houston
 Brian Bogusevic – 2010 – Houston
 Alex Bregman – 2016 – Houston
 Jake Buchanan – 2014 – Houston
 David Carpenter – 2011 – Houston
 Jason Castro – 2010 – Houston
 Xavier Cedeno – 2011 – Houston
 Kevin Chapman – 2013 – Houston
 Jose Cisneros – 2013 – Houston
 Cody Clark – 2013 – Houston
 Paul Clemens – 2013 – Houston
 Carlos Correa – 2015 – Houston
 Jarrod Cosart – 2013 – Houston
 Brooks Conrad – 2008 – Oakland
 J.D. Davis – 2017 – Houston
 Jorge De Leon – 2013 – Houston
 Delino DeShields, Jr. – 2015 – Texas
 Chris Devenski – 2016 – Houston
 Matt Duffy – 2015 – Houston
 Michael Feliz – 2015 – Houston
 Derek Fisher – 2017 – Houston
 Mike Foltynewicz – 2014 – Houston
 Nolan Fontana – 2017 – Los Angeles (AL)
 Sammy Gervacio – 2009 – Houston
 Hector Gimenez – 2006 – Houston
 Jake Goebbert – 2014 – San Diego
 Brian Gordon – 2008 – Texas
 Robbie Grossman – 2013 – Houston

Player - Debut Season - Team

Reymin Guduan – 2017 – Houston
 Yulieski Gurriel – 2016 – Houston
 Jandel Gustave – 2016 – Houston
 Juan Gutierrez – 2007 – Houston
 Josh Hader – 2017 – Milwaukee
 Mike Hauschild – 2017 – Texas
 Enrique Hernandez – 2014 – Houston
 Teoscar Hernandez – 2016 – Houston
 Jason Hirsh – 2006 – Houston
 Adrian Houser – 2015 – Milwaukee
 Charlton Jimerson – 2005 – Houston
 Chris Johnson – 2009 – Houston
 Tony Kemp – 2016 – Houston
 Dallas Keuchel – 2012 – Houston
 Marc Krauss – 2013 – Houston
 Jordan Jankowski – 2017 – Houston
 Arcenio Leon – 2017 – Detroit
 Chia-Jen Lo – 2013 – Houston
 Wilton Lopez – 2009 – Houston
 Jordan Lyles – 2011 – Houston
 Tommy Manzella – 2009 – Houston
 Francis Martes – 2017 – Houston
 David Martinez – 2013 – Houston
 J.D. Martinez – 2011 – Houston
 Edwin Maysonet – 2008 – Houston
 Lance McCullers, Jr. – 2015 – Houston
 Mark McLemore – 2007 – Houston
 Juan Minaya – 2016 – Chicago (AL)
 Joe Musgrove – 2016 – Houston
 Fernando Nieve – 2006 – Houston
 Bud Norris – 2009 – Houston
 Brett Oberholtzer – 2013 – Houston
 Jimmy Paredes – 2011 – Houston

Player - Debut Season - Team

Troy Patton – 2007 – Houston
 David Paulino – 2016 – Houston
 Felipe Paulino – 2007 – Houston
 Jaiлен Peguero – 2007 – Arizona
 Carlos Perez – 2015 – Los Angeles (AL)
 Hunter Pence – 2007 – Houston
 Brett Phillips – 2017 – Houston
 Rob Rasmussen – 2014 – Toronto
 A.J. Reed – 2016 – Houston
 Chad Reineke – 2008 – San Diego
 Brady Rodgers – 2016 – Houston
 David Rollins – 2015 – Seattle
 Mark Saccomanno – 2008 – Houston
 Chris Sampson – 2006 – Houston
 Domingo Santana – 2014 – Houston
 Troy Scribner – 2017 – Los Angeles (AL)
 J.B. Shuck – 2011 – Houston
 Jon Singleton – 2014 – Houston
 Henry Sosa – 2011 – Houston
 George Springer – 2014 – Houston
 Max Stassi – 2013 – Houston
 Drew Sutton – 2009 – Cincinnati
 Mitch Talbot – 2008 – Tampa Bay
 Nick Tropeano – 2014 – Houston
 Preston Tucker – 2015 – Houston
 Ronald Torreyes – 2015 – Los Angeles (NL)
 J.R. Towles – 2007 – Houston
 Vince Velasquez – 2015 – Houston
 Henry Villar – 2010 – Houston
 Jonathan Villar – 2013 – Houston
 Tyler White – 2016 – Houston
 Asher Wojciechowski – 2015 – Houston
 Josh Zeid – 2013 – Houston
 Ben Zobrist – 2006 – Tampa Bay

Through 13 seasons, the Hooks have "graduated" 101 players to the major leagues.

Third baseman J.D. Davis, Corpus Christi's franchise leader with 44 career home runs, heads the contingent of 11 Hooks alumni who made their big-league debuts in 2017. Davis opened 2017 with Corpus Christi, batting .279 with 18 doubles, 21 homers and 60 RBIs in 87 games. At the time of his July promotion to Triple-A Fresno, the 24-year-old slugger ranked among Texas League leaders in dingers (1st), total bases (179, 1st), extra-base hits (39, 1st), slugging percentage (.510, 3rd) and RBIs (4th). He was named the circuit's player of the month for June. A TL Mid-and-Postseason All-Star, Davis belted five homers and drove in 18 runs over a 16-game stint with the Grizzlies before making his Major League debut August 5 at Minute Maid Park. The Elk Grove, Calif., native went deep four times in 24 assignments for the World Series champion Astros.

Outfielder Derek Fisher, right-handed pitchers Francis Martes and Jordan Jankowski, and southpaw Reymin Guduan made the jump from Triple-A Fresno to Houston last season. Fisher, hit .318 with 26 doubles, 21 home runs, 66 RBIs, 16 steals and a .967 on-base-plus-slugging percentage in 84 Pacific Coast League assignments. The Lebanon, Pa., native started the 2017 SiriusXM All-Star Futures Game in left field, and was a PCL Midseason and Postseason All-Star. He made his MLB debut June 14 at Minute Maid Park, going 2-for-3 with a home run, two walks and two RBIs vs. Texas. Fisher, who homered twice in his first five games for the Astros, had two stints with Houston during the regular season, playing a total of 53 contests. The former first-rounder appeared in five postseason games, and accounted for the winning run in Game 5 of the World Series, scoring from second as a pinch runner on Alex Bregman's 10th-inning walk-off single.

Martes made eight starts for Fresno before debuting with Houston on June 9 vs. Los Angeles (AL). In his next assignment, a June 14 start opposite the Rangers, the hard-throwing Dominican fired five innings of one-run ball and struck out seven to earn the victory. Martes won the next time out, spreading three runs over 5 2/3 innings June 20 at Oakland. In 32 appearances (4 starts) for Houston, he went 5-2 and recorded 69 strikeouts over 54 1/3 frames. The 21-year-old posted a strikeout rate of 27.7%. J.R. Richard (30.2% in 1971) is the only other pitcher in Astros history to boast a higher strikeout rate at the age of 21 or younger.

Lefty Josh Hader and outfielder Brett Phillips, who were traded by the Astros to Milwaukee at the 2015 non-waiver deadline, both debuted for the Brewers last season. Hader entered 2017 as the No. 2 prospect in the Milwaukee system, and made 12 starts for Triple-A Colorado Springs to begin the year. His first big league assignment was a scoreless inning June 10 at Arizona. Hader did not allow a run in 27 of his 35 appearances with Milwaukee, logging a 2.08 ERA and .156 batting average against. The 23-year-old averaged 12.8 strikeouts per nine innings.

Phillips hit .305 with a club-best 19 home runs and 78 RBIs in 105 games for Colorado Springs. He was 1-for-3 in his Major League debut June 5 vs. San Francisco. Across multiple stints with the Brewers, Phillips owned a .276 batting average, four homers, and 12 RBIs in 37 assignments. The left-handed hitter remained with Milwaukee after a September call-up, and went 16-for-46 (.348) at the plate through his final 17 games. Meanwhile, the up-start Brewers were eliminated from NL Wild Card contention on September 30, the second to last day of the season.





HOOKS IN THE MAJORS

Right-hander Mike Hauschild, a 33rd-round pick of the Astros in 2012, was selected by the Rangers in the Major League phase of last year's Rule 5 Draft. Hauschild made four appearances for Texas before being returned to Houston. The University of Dayton product went 6-2 with a 4.58 ERA and .252 opponent batting average in 18 starts with Fresno to close out the season.

Second baseman Nolan Fontana and right-handed pitcher Troy Scribner both had brief stints with the Los Angeles Angels in 2017. Scribner, signed by Houston as a non-drafted free agent in 2013, won two of his three decisions and held the opposition to a .195 batting average over 10 MLB appearances.

Arcenio Leon, who authored 10 saves for Triple-A Toledo, broke into the bigs May 28, and pitched scoreless ball in four of his six appearances with Detroit.

In addition to the 2017 debuts, former Hooks made a significant impact in the Majors last season. Jose Altuve shared Sports Illustrated Sportsperson of the Year honors with Houston Texans defensive end J.J. Watt. Altuve was also the American League MVP, leading the Astros to their first World Series Championship in franchise history. He won his third career and second consecutive batting title, hitting .346 with an AL-best 204 knocks. Altuve is the first player in Major League history to be the outright hits leader in his league for four consecutive seasons.

The five-time all-star was named the Sporting News Player of the Year, the Baseball America MLB Player of the Year, the 2017 AL Hank Aaron Award winner, and the winner of two MLBPA Players Choice Awards for the Major League Player of the Year and the AL Most Outstanding Player. Altuve also took home his fourth consecutive Silver Slugger award.

George Springer became the second consecutive Corpus Christi alum to win World Series MVP. Ben Zobrist of the Cubs earned the award in 2016. After going 0-for-4 with four strikeouts in Game 1 of the 2017 Fall Classic, Springer rebounded by hitting .379 with three doubles, five home runs and seven RBIs, becoming just the third player to hit five homers in a single World Series, joining Reggie Jackson (Yankees, 1977) and Chase Utley (Phillies, 2009). Springer set records for extra-base hits (8) and total bases (29), while going deep in four consecutive games, a feat no player has done before within a single World Series.

Springer was one of six former Hooks who made the AL All-Star Team, joining fellow starters Altuve and Carlos Correa, and pitchers Chris Devenski, Dallas Keuchel, and Lance McCullers, Jr. This marked the highest Astros all-star representation in a single season in franchise history.

Prior to 2017, only eight players in Major League history had hit three home runs in a single postseason game. This fall, two former Hooks managed the feat. Altuve turned the trick in Game 1 of the ALDS vs. Boston. Meanwhile, Dodgers utilityman Enrique Hernandez slugged three home runs in Game 5 of the National League Championship Series against the Cubs. His seven RBIs that night at Wrigley also matched a postseason record.



George Springer





MAJOR LEAGUERS WHO BECAME HOOKS

Miguel Asencio (Kansas City 2002-03; Colorado 2006)
 Brandon Backe* (Tampa Bay 2002-03; Houston 2004-05)
 Jeff Bagwell* (Houston 1991-2005)
 Geoff Blum* (Montreal 1999-2001; Houston 2002-03, 2008-10; Tampa Bay 2004; San Diego 2005, 2006-07; White Sox 2005)
 Aaron Boone* (Cincinnati 1997-2003; Yankees 2003; Cleveland 2005-2006; Florida 2007; Washington 2008)
 Jason Bourgeois* (White Sox 2008; Milwaukee 2009; Houston 2010-11)
 Doug Brocail* (San Diego 1992-94, 2006-07; Houston 1995-96, 2008; Detroit 1997-2000; Texas 2004-05)
 Travis Buck* (Oakland 2007-10, Cleveland 2011; Houston 2012)
 Roger Clemens (Boston 1984-96; Toronto 1997-98; Yankees 1999-2003; Houston 2004-06)
 Darin Downs* (Detroit 2012-2013; Houston 2014)
 German Duran* (Texas 2008)
 Darin Erstad* (Angels 1996-2006; White Sox 2007; Houston 2008)
 Brian Esposito (St. Louis 2007)
 Sergio Escalona (Philadelphia 2009; Houston 2011)
 Josh Fields* (Houston 2013-15)
 Evan Gattis* (Atlanta 2013-14; Houston 2015-16)
 Carlos Gomez* (Mets 2007; Minnesota 2008-09; Milwaukee 2010-15; Houston 2015-16)
 Brad Hennessey (San Francisco 2005-08)
 Carlos Hernandez (Houston 2001-02, 2004)
 J.R. House (Pittsburgh 2003-04)
 Jason Jennings* (Colorado 2001-06; Houston 2007)
 Steve Kent (Tampa Bay 2002)
 Jeff Keppinger* (Mets 2004; Kansas City 2006; Cincinnati 2007-08; Houston 2009-10)
 Brooks Kieschnick (Cubs 1996-97; Cincinnati 2000; Colorado 2001; Milwaukee 2003-04)
 Carlos Lee* (White Sox 1999-2004, Milwaukee 2005-06, Texas 2006, Houston 2007-12)
 Brad Lidge* (Houston 2002-2007)
 Matt Lindstrom* (Florida 2007-09; Houston 2010)
 Jed Lowrie* (Boston 2008-11; Houston 2012 & 2015; Oakland 2013-14)
 Scott MacRae (Cincinnati 2001)
 Val Majewski (Baltimore 2004)
 Jake Marisnick* (Miami 2013-14, Houston 2014-17)
 Kaz Matsui* (Mets 2004-06; Colorado 2006-07; Houston 2008)
 Justin Maxwell* (Washington 2007, 2009-10, Houston 2012)
 Collin McHugh* (Mets 2012-13, Colorado 2013, Houston 2014-17)
 Brian Moehler* (Detroit 1996-2002; Cincinnati 2002; Houston 2003, 2007-08; Florida 2005-06)
 Charlie Morton* (Atlanta 2008, Pittsburgh 2009-15, Philadelphia 2016, Houston 2017)
 Rico Noel (Yankees 2015)
 Brad Peacock* (Washington 2011; Houston 2013-15)
 J.R. Phillips (San Francisco 1993-96; Philadelphia 1996; Houston 1997-98; Colorado 1999)
 Chad Qualls* (Houston 2004-2007, 2014-15; Arizona 2008-10; Tampa Bay 2011; San Diego 2011; Philadelphia 2012; New York-AL 2012; Pittsburgh 2012; Miami 2013)
 Humberto Quintero* (San Diego 2003-04; Houston 2005)
 Tim Raines, Jr. (Baltimore 2001, 2003-04)
 Tike Redman (Pittsburgh 2000-01, 2003-05)
 Wandy Rodriguez* (Houston 2005)
 Ray Sadler (Pittsburgh 2005)
 Jared Sandberg (Tampa Bay 2001-03)
 Todd Self (Houston 2005)
 Tony Sipp* (Cleveland 2009-12, Arizona 2013, Houston 2014-17)
 Jose Valverde* (Arizona 2003-07; Houston 2008)
 Andy Van Hekken (Detroit 2002)
 Colin Walsh (Milwaukee 2016)
 Jared Wells (San Diego 2008; Seattle 2008)
 Kyle Weiland (Boston 2011; Houston 2012)
 Rick White* (Pittsburgh 1994-95, 2005; Tampa Bay 1998-2000; Mets 2000-01; Colorado 2002; St. Louis 2002; White Sox 2003; Houston 2003, 2007; Cleveland 2004; Cincinnati 2006; Philadelphia 2006)
 Walter Young (Baltimore 2005)

*Notes: *At least one appearance with the Hooks came in a rehab assignment.*

Teams and years listed represent a player's experience in the major leagues prior to his arrival in Corpus Christi. Some players have had multiple stints with the Hooks. For example, pitcher Wandy Rodriguez made rehab starts for the Hooks in 2005, 2008 and 2011.

There are also players who spent time in the major leagues, played for a period time with the Hooks, then found themselves back in the big leagues later in their career. Catcher J.R. House is an example. A member of Corpus Christi's 2006 Texas League championship team, House had brief stints in the big leagues after his time with the Hooks with Houston (2006 and 2008) and Baltimore (2007).

The Hooks have had 55 players from 29 major league teams play on their roster. The Hooks have never had a player who had previous major league experience with the Los Angeles Dodgers.





TEAM FIRSTS

First Pitch

Pitcher.....	Bobby Livingston, San Antonio Missions
Catcher.....	Rene Rivera
Batter.....	Josh Anderson
Pitch.....	Fastball / Ball
Time.....	7:16 PM Central Time
Date.....	April 7, 2005
Venue.....	Wolff Stadium, San Antonio
Umpires.....	Delfin Colon (Home), Joe Maiden (1B), Jeremy Sparling (3B)

Offense

Base Hit.....	Mark Saccomanno (April 7 - 3rd Inning)
Double.....	Ray Navarrete (3rd Inning)
Stolen Base.....	Charlton Jimerson (6th Inning)
RBI.....	Junior Zamora (6th Inning)
Run Scored.....	Charlton Jimerson (6th Inning)
Home Run.....	Mike Rodriguez (7th Inning)
Walk.....	Mike Rodriguez (8th Inning)
Triple.....	Charlton Jimerson (April 15 vs. Frisco)
Grand Slam.....	Dax Norris (July 30)

Defense

First Pitch.....	Fastball / Ball
Pitcher.....	Fernando Nieve
Batter Faced.....	Yuniesky Betancourt
First Out.....	Jaime Bubela
Strikeout.....	Jaime Bubela (April 7 - 1st Inning)
Double Play.....	Eckelman (SS) to Navarrete (2B) to Zamora (1B) (3rd Inning)
Error.....	Marc Saccomanno (3B) (2nd Inning)
Triple Play.....	Navarrete(3B) to Conrad(2B) to Zamora (1B) (May 16 at Midland)
Shutout.....	April 24 vs. Frisco (6-0)

First Win

Date.....	April 12, 2005
Opponent.....	Frisco RoughRiders
Hooks' Pitchers Used.....	Fernando Nieve, Brooks Kieschnick, Roberto Giron, Philip Barzilla, Kevin Hodge (S)
Winning Pitcher.....	Fernando Nieve
Losing Pitcher.....	John Hudgins
Score.....	4-1
Attendance.....	8,723

Other Firsts

Tie.....	August 23 at Frisco (2-2)
Day Game.....	April 10 at San Antonio (4:00 pm)
Night Game.....	April 7 at San Antonio (7:05 pm)
Double Header.....	May 3 at Arkansas
Extra Inning Game.....	April 8 at San Antonio (11 Innings)
Ejection.....	Manager Dave Clark (May 6)





WHATABURGER FIELD FIRSTS

First Game

Date.....April 17, 2005
 Opponent.....Midland RockHounds
 Score.....L 6-2
 Winning Pitcher.....Leonard Landeros, Midland
 Losing Pitcher.....Philip Barzilla
 Attendance.....8,255

First Pitch

Pitcher.....Fernando Nieve
 Catcher.....Dax Norris
 Batter.....Andrew Beattie, Midland RockHounds
 Pitch.....Fastball / Called Strike
 Time.....4:07 PM Central Time
 Date.....April 17, 2005
 Umpires.....Jason Stein (Home), Stephen Fritzoni (1B), David Rackley (3B)

Offense

Base Hit.....Jason Perry, Midland RockHounds (April 17– 1st Inning)
 Hooks Base Hit.....Dax Norris (April 17– 2nd Inning)
 RBI.....Brant Colamarino, Midland RockHounds (1st Inning)
 Hooks RBI.....Dax Norris (2nd Inning)
 Run Scored.....Jason Perry, Midland RockHounds (1st Inning)
 Hooks Run Scored.....Dax Norris (2nd Inning)
 Home Run.....Dax Norris (2nd Inning)
 Walk.....Jason Perry, Midland RockHounds (3rd Inning)
 Hooks Walk.....Eric Riggs (5th Inning)
 Double.....Ray Navarrete (4th Inning)
 Stolen Base.....Josh Anderson (3rd Inning)
 Triple.....Brant Colamarino, Midland RockHounds (1st Inning)
 Hooks Triple.....Mike Rodriguez (April 25 vs. Frisco)

Defense

First Out.....Andrew Beattie, Midland RockHounds
 Strikeout.....Andrew Beattie (April 17 -1st Inning)
 Double Play.....Navarrete (2B) to Riggs (SS) to Saccomanno (1B) (April 18 – 1st Inning)
 Error.....Philip Barzilla (April 17 – 8th Inning)
 Shutout.....April 24 vs. Frisco (6-0)





WHATABURGER FIELD FIRSTS

First Win

Date.....April 18
Opponent.....Midland RockHounds
Hooks Pitchers Used.....Jason Hirsh, Monte Mansfield, Roberto Giron
Winning Pitcher.....Jason Hirsh
Losing Pitcher.....Drew Dickinson
Score.....9-2
Attendance.....6,604

Other Firsts

Day Game.....April 17 (4:07 pm) vs. Midland
Night Game.....April 18 (7:06 pm) vs. Midland
Ejection.....Manager Darryl Kennedy, Frisco RoughRiders (April 26)
Hooks Ejection.....Manager Dave Clark (May 6)
Extra Inning Game.....April 20 vs. Midland (11 Innings)





2006 POSTSEASON

GAME 1 TEXAS LEAGUE SOUTH DIVISION SERIES SEPTEMBER 5, 2006 AT WHATABURGER FIELD

	1	2	3	4	5	6	7	8	9	R	H	E
Midland	0	0	0	0	0	0	0	0	0	0	2	2
Corpus Christi	0	0	0	2	1	0	0	0	x	3	9	0

RockHounds	AB	R	H	RBI	BB	SO	LOB	AVG
Kiger, 3B	3	0	0	0	1	0	0	.000
Melillo, 2B	4	0	1	0	0	0	1	.250
Stavisky, LF	4	0	0	0	0	1	2	.000
Myers, DH	2	0	0	0	2	0	0	.000
Colamarino, 1B	4	0	0	0	0	2	4	.000
Allegra, CF	3	0	0	0	0	0	0	.000
Putnam, RF	3	0	1	0	0	1	0	.333
Merrill, SS	3	0	0	0	0	1	1	.000
Powell, C	3	0	0	0	0	2	1	.000
Totals	29	0	2	0	3	7	9	.069

Hooks	AB	R	H	RBI	BB	SO	LOB	AVG
Anderson, CF	4	0	1	0	0	1	1	.250
Redman, DH	4	1	1	0	0	0	0	.250
Pence, RF	4	0	2	1	0	1	2	.500
Young, 1B	4	0	2	0	0	0	2	.500
Saccomanno, 3B	4	0	0	0	0	1	3	.000
Cortes, LF	3	1	1	0	1	0	1	.333
Peterson, C	4	1	1	0	0	2	1	.250
Davidson, C	0	0	0	0	0	0	0	.000
Ash, 2B	4	0	0	0	0	0	5	.000
Fernando, SS	3	0	1	2	0	0	1	.333
Totals	34	3	9	3	1	5	16	.265

RockHounds	IP	H	R	ER	BB	SO	HR	ERA
Knox (L, 0-1)	6.2	8	3	1	1	4	0	1.35
Coleman	1.1	1	0	0	0	1	0	0.00
Totals	8.0	9	3	1	1	5	0	1.12

Hooks	IP	H	R	ER	BB	SO	HR	ERA
Gutierrez (W, 1-0)	6.0	2	0	0	3	3	0	0.00
Reineke (H, 1)	2.0	0	0	0	0	2	0	0.00
Estrada (S, 1)	1.0	0	0	0	0	2	0	0.00
Totals	9.0	2	0	0	3	7	0	0.00

T: 2:23
Att: 6,286

Starter Juan Gutierrez tossed six innings of two-hit, shutout ball and light-hitting shortstop Osvaldo Fernando provided a two-out, two-run triple in the bottom of the fourth to lift the Hooks in Game 1. The triple was Fernando's first of the season. The result signaled an about-face of the late-season trends in which the Hooks entered the playoffs having lost seven of their last nine in the regular season, while Midland had won 10 of its last 11 and 22 of its last 27.





2006 POSTSEASON

GAME 2 TEXAS LEAGUE SOUTH DIVISION SERIES SEPTEMBER 6, 2006 AT WHATABURGER FIELD

	1	2	3	4	5	6	7	8	9	R	H	E
Midland	0	0	0	2	0	0	1	0	0	3	11	2
Corpus Christi	0	1	0	2	3	0	0	0	x	6	9	0

RockHounds	AB	R	H	RBI	BB	SO	LOB	AVG
Kiger, 3B-SS	2	1	1	0	3	0	0	.200
Melillo, 2B	5	0	1	1	0	1	4	.222
Spanos, 1B-3B	5	0	3	0	0	0	2	.600
Myers, DH	4	1	1	0	1	0	6	.167
Stavisky, LF	4	1	2	0	0	1	1	.250
Allegra, CF	4	0	2	0	0	2	1	.286
Putnam, RF	4	0	1	1	0	1	3	.286
Merrill, SS	2	0	0	0	1	0	3	.000
Colamarino, PH-1B	1	0	0	0	0	1	1	.000
Castillo, C	0	0	0	1	0	0	0	.000
Powell, PH-C	2	0	0	0	0	0	0	.000
Totals	33	3	11	3	5	6	21	.210

Hooks	AB	R	H	RBI	BB	SO	LOB	AVG
Anderson, CF	4	1	0	0	0	1	0	.125
Redman, DH	3	1	1	0	1	1	0	.286
Pence, RF	4	1	2	1	0	1	1	.500
Young, 1B	4	0	0	0	0	0	4	.250
Saccomanno, 3B	4	1	2	2	0	0	0	.250
Cortes, LF	4	2	2	0	0	1	1	.429
Peterson, C	4	0	1	1	0	0	3	.250
Davidson, C	0	0	0	0	0	0	0	.000
Ash, 2B	3	0	0	1	0	0	2	.000
Fernando, SS	3	0	1	1	0	1	1	.333
Totals	33	6	9	6	1	5	12	.269

RockHounds	IP	H	R	ER	BB	SO	HR	ERA
Olsen (L, 0-1)	4.0	8	6	5	1	3	0	11.25
Mitchell	2.0	1	0	0	0	0	0	0.00
Burton	2.0	0	0	0	0	2	0	0.00
Totals	8.0	9	6	5	1	5	0	3.38

Hooks	IP	H	R	ER	BB	SO	HR	ERA
Patton (W, 1-0)	6.0	6	2	2	3	4	0	3.00
Rollandini	2.0	4	1	1	1	1	0	4.50
Estrada (S, 2)	1.0	1	0	0	1	1	0	0.00
Totals	9.0	11	3	3	5	6	0	1.50

T: 2:54
Att: 6,810

Fernando was at it again – his squeeze bunt in the fourth plated Jorge Cortes with the go-ahead run, giving the Hooks a 3-2 lead. Third baseman Mark Saccomanno made it 6-2 in the fifth with a two-run double. Starter Troy Patton allowed two runs over six strong innings to get the win, vaulting the Hooks to a commanding 2-0 series lead.





2006 POSTSEASON

**GAME 3 TEXAS LEAGUE SOUTH DIVISION SERIES
SEPTEMBER 7, 2006 AT CITIBANK BALLPARK**

	1	2	3	4	5	6	7	8	9	R	H	E
Corpus Christi	0	1	2	0	1	2	0	1	0	7	15	0
Midland	0	0	1	0	1	1	0	0	0	3	10	1

Hooks	AB	R	H	RBI	BB	SO	LOB	AVG
Anderson, CF	5	0	3	3	0	0	0	.308
Redman, DH	5	1	1	0	0	0	3	.250
Pence, RF	5	1	1	0	0	2	1	.385
Bonifay, 1B	5	2	3	2	0	1	0	.600
Saccomanno, 3B	4	0	2	1	1	2	1	.333
Cortes, LF	3	1	2	1	0	0	1	.500
Ash, 2B	4	1	1	0	0	0	1	.091
Fernando, SS	3	0	1	0	0	0	1	.333
Davidson, C	2	0	0	0	0	1	2	.000
Nicholson, PH	1	0	0	0	0	0	2	.000
Peterson, C	1	1	1	0	0	0	0	.333
Totals	38	7	15	7	1	6	12	.314

RockHounds	AB	R	H	RBI	BB	SO	LOB	AVG
Kiger, SS	3	0	0	0	2	3	0	.125
Melillo, 2B	4	2	2	0	1	1	1	.308
Stavisky, LF	5	0	2	0	0	1	4	.308
Myers, DH	3	0	1	2	0	0	3	.222
Colamarino, 1B	3	0	1	0	1	1	2	.125
Putnam, RF	4	0	0	0	0	3	2	.182
Spanos, 3B	4	0	1	0	0	0	1	.444
Allegra, CF	4	1	3	1	0	0	2	.455
Powell, C	4	0	0	0	0	4	3	.000
Totals	34	3	10	3	4	13	18	.240

Hooks	IP	H	R	ER	BB	SO	HR	ERA
Douglass (W, 1-0)	6.0	7	3	3	3	9	1	4.50
Miller (H, 1)	1.1	2	0	0	0	2	0	0.00
Mansfield	0.2	1	0	0	0	0	0	0.00
Reineke	1.0	0	0	0	1	2	0	0.00
Totals	9.0	10	3	3	4	13	1	2.00

RockHounds	IP	H	R	ER	BB	SO	HR	ERA
Aguilar (L, 0-1)	4.2	9	4	4	0	2	0	7.71
Coleman	0.2	3	2	2	0	1	0	9.00
Robertson	2.1	3	1	1	1	2	0	3.86
McBeth	1.1	0	0	0	0	1	0	0.00
Totals	9.0	15	7	7	1	6	0	4.68

T: 2:58
Att: 3,556

First baseman Josh Bonifay, batting cleanup, doubled in his first three at-bats, scoring twice and knocking in a pair of runs to ignite the Hooks to a three-game series sweep of the RockHounds. Center fielder and leadoff man Josh Anderson picked up where Bonifay left off, providing a two-run double in the sixth and an RBI triple in the eighth. Amarillo native Chance Douglass, a workhorse throughout the season, earned the win with nine strikeouts over six frames.





2006 POSTSEASON

GAME 1 TEXAS LEAGUE CHAMPIONSHIP SERIES
SEPTEMBER 11, 2006 AT LAWRENCE-DUMONT STADIUM

	1	2	3	4	5	6	7	8	9	R	H	E
Corpus Christi	1	4	0	0	0	1	5	0	0	11	14	0
Wichita	1	0	0	2	0	0	2	0	0	5	9	0

Hooks	AB	R	H	RBI	BB	SO	LOB	AVG
Anderson, CF	5	2	0	1	0	0	5	.222
Redman, DH	5	3	3	1	1	0	1	.353
Pence, RF	5	2	3	4	0	1	0	.444
Young, 1B	4	0	3	4	1	0	0	.417
Bonifay 1B	1	0	0	0	0	0	0	.500
Saccomanno, 3B	4	0	1	0	1	0	4	.312
Cortes, LF	3	0	0	1	2	0	2	.385
Peterson, C	4	1	1	0	0	0	6	.308
Ash, 2B	4	2	1	0	1	0	0	.133
Fernando, SS	4	1	2	0	1	0	2	.385
Totals	39	11	14	11	7	1	20	.326

Wranglers	AB	R	H	RBI	BB	SO	LOB	AVG
Lubanski, LF	4	1	1	0	1	0	0	.182
Gordon, 3B	3	2	1	0	2	0	1	.286
Brown, DH	4	0	2	2	1	0	2	.444
Butler, RF	5	1	2	1	0	0	4	.400
Maier, CF	4	1	1	2	0	1	2	.238
Murphy, 2B	4	0	1	0	0	3	1	.450
Sanchez, SS	4	0	0	0	0	1	1	.238
Kaaihue, 1B	4	0	1	0	0	0	0	.222
Espino, C	4	0	0	0	0	1	2	.300
Totals	36	5	9	5	4	6	13	.268

Hooks	IP	H	R	ER	BB	SO	HR	ERA
Gutierrez (W, 2-0)	6.0	6	3	3	3	4	1	2.25
Muecke	1.0	2	2	2	1	2	0	18.00
Rollandini	2.0	1	0	0	0	0	0	2.25
Totals	9.0	9	5	5	4	6	1	2.75

Wranglers	IP	H	R	ER	BB	SO	HR	ERA
Greinke (L, 0-1)	6.0	12	6	6	2	0	0	5.25
Musser	0.2	0	4	4	3	0	0	16.20
Plummer	0.0	2	1	1	1	0	0	13.50
Cedeno	1.1	0	0	0	1	0	0	0.00
Song	1.0	0	0	0	0	1	0	0.00
Totals	9.0	14	11	11	7	1	0	4.79

T: 3:05
 Att: 1,638

Right fielder Hunter Pence and first baseman Walter Young, batting third and fourth in the lineup, each had three hits and four RBIs as the Hooks pounded Zack Greinke for 12 hits in six innings to capture Game 1 in the best-of-five series. Juan Gutierrez collected his second win in as many postseason starts while reliever David Rollandini retired six of the seven men he faced to wrap things up.





2006 POSTSEASON

GAME 2 TEXAS LEAGUE CHAMPIONSHIP SERIES

SEPTEMBER 12, 2006 AT LAWRENCE-DUMONT STADIUM

	1	2	3	4	5	6	7	8	9	R	H	E
Corpus Christi	0	0	0	0	0	1	0	0	0	1	6	1
Wichita	0	0	0	0	1	0	0	0	1	2	6	0

Hooks	AB	R	H	RBI	BB	SO	LOB	AVG
Anderson, CF	4	0	2	0	0	0	0	.273
Redman, DH	3	0	0	0	0	1	2	.300
Pence, RF	3	0	0	1	1	0	4	.381
Young, 1B	4	0	1	0	0	2	5	.375
Saccomanno, 3B	4	0	1	0	0	3	3	.300
Cortes, LF	4	0	0	0	0	0	1	.294
Peterson, C	3	0	0	0	0	2	0	.250
Davidson, C	1	0	0	0	0	0	0	.000
Ash, 2B	3	0	0	0	0	0	0	.111
Fernando, SS	3	1	2	0	0	1	0	.438
Totals	32	1	6	1	1	9	15	.301

Wranglers	AB	R	H	RBI	BB	SO	LOB	AVG
Lubanski, LF	4	0	1	1	0	0	1	.192
Gordon, 3B	1	0	0	0	3	0	0	.273
Brown, DH	4	0	1	0	0	2	2	.409
Butler, RF	4	0	2	0	0	1	2	.429
Maier, CF	4	0	0	0	0	0	2	.200
Murphy, 2B	4	0	0	0	0	2	2	.375
Sanchez, SS	3	1	1	0	1	0	1	.250
Kaaihue, 1B	1	1	0	0	2	1	1	.211
Groves, PR-1B	1	0	1	0	0	0	0	.100
Donachie, C	2	0	0	0	1	1	1	.000
Totals	28	2	6	1	7	7	12	.261

Hooks	IP	H	R	ER	BB	SO	HR	ERA
Martinez	4.2	2	1	1	5	3	0	1.93
Reineke	3.1	1	0	0	1	3	0	0.00
Estrada (L, 0-1)	0.2	3	1	1	1	1	0	3.38
Totals	8.2	6	2	2	7	7	0	2.62

Wranglers	IP	H	R	ER	BB	SO	HR	ERA
Buckner	7.0	3	1	1	1	8	0	1.29
DeHoyos (W, 2-0)	2.0	3	0	0	0	1	0	1.50
Totals	9.0	6	1	1	1	9	0	4.18

T: 2:45
Att: 1,909

Chris Lubanski's two-out, bases-loaded single in the bottom of the ninth plated Angel Sanchez with the game-winning run in Wichita's walk-off victory, pulling the Wranglers even in the series. Sanchez started the rally with a two-out single off Hooks' closer Paul Estrada. The result overshadowed a strong relief effort by Chad Reineke, who blanked Wichita for 3 1/3 innings.





2006 POSTSEASON

GAME 3 TEXAS LEAGUE CHAMPIONSHIP SERIES SEPTEMBER 14, 2006 AT WHATABURGER FIELD

	1	2	3	4	5	6	7	8	9	R	H	E
Wichita	0	0	1	0	0	0	0	0	2	3	10	0
Corpus Christi	3	3	2	0	0	1	0	0	x	9	11	0

Wranglers	AB	R	H	RBI	BB	SO	LOB	AVG
Lubanski, LF	5	0	0	0	0	2	2	.161
Gordon, 3B	4	1	1	1	1	1	0	.269
Brown, DH	5	1	3	2	0	2	0	.444
Butler, RF	5	0	1	0	0	1	4	.368
Maier, CF	4	0	1	0	0	1	4	.207
Sanchez, SS	4	0	2	0	0	2	1	.286
Murphy, 2B	3	0	1	0	1	1	1	.370
Kaaihue, 1B	2	1	0	0	2	1	5	.190
Donachie, C	4	0	1	0	0	0	4	.067
Totals	36	3	10	3	4	11	21	.263

Hooks	AB	R	H	RBI	BB	SO	LOB	AVG
Anderson, CF	4	1	1	0	0	2	2	.269
Redman, LF	4	1	0	0	1	0	2	.250
Pence, RF	4	2	3	2	0	0	0	.440
Young, DH	3	1	2	2	1	1	1	.421
Bonifay, 1B	4	1	1	1	0	2	2	.400
Saccomanno, 3B	4	1	2	2	0	1	0	.333
Ash, 2B	4	0	0	0	0	0	2	.091
Peterson, C	3	1	1	2	0	0	0	.263
Davidson, PH-C	1	0	0	0	0	0	0	.000
Fernando, SS	2	1	1	0	1	0	0	.444
Robinson, SS	1	0	0	0	0	1	0	.000
Totals	34	9	11	9	3	7	9	.305

Wranglers	IP	H	R	ER	BB	SO	HR	ERA
Hochevar (L, 1-1)	2.0	6	6	6	2	2	0	9.82
Herndon	5.0	5	3	3	1	4	1	7.36
Plummer	1.0	0	0	0	0	1	0	7.71
Totals	8.0	11	9	9	3	7	1	4.92

Hooks	IP	H	R	ER	BB	SO	HR	ERA
Douglass (W, 2-0)	6.0	6	1	1	4	10	0	3.00
Miller	2.0	2	0	0	0	1	0	0.00
Estrada	1.0	2	2	2	0	0	2	7.36
Totals	9.0	10	3	3	4	11	2	2.68

T: 2:38
Att: 7,574

The Hooks drilled Wichita starter Luke Hochevar for six runs in the first two innings on the way to a romp in the swing game of the series. Mark Saccomanno's two-run double gave the Hooks a 3-0 lead in the first, while Walter Young's two-run double in the second made it 6-0. Hunter Pence doubled in both innings, scored twice and knocked in a run. He also doubled to bring home Corpus Christi's final run in the sixth. Chance Douglass fanned 10 in his second impressive post-season triumph.





2006 POSTSEASON

GAME 4 TEXAS LEAGUE CHAMPIONSHIP SERIES SEPTEMBER 15, 2006 AT WHATABURGER FIELD

	1	2	3	4	5	6	7	8	9	10	11	12	13	14	R	H	E
Wichita	3	0	2	0	0	1	0	0	0	1	0	0	0	0	7	12	1
Corpus Christi	4	0	0	0	0	0	1	1	0	1	0	0	0	1	8	12	1

Wranglers	AB	R	H	RBI	BB	SO	LOB	AVG
Sanchez, SS	6	2	2	0	0	2	2	.294
Gordon, 3B	5	1	1	0	1	1	3	.258
Butler, RF	6	2	2	0	1	0	3	.360
Brown, DH	5	1	2	3	1	1	0	.438
Maier, CF	6	1	1	0	1	1	6	.200
Espino, C	6	0	1	2	0	0	3	.250
Lubanski, LF	4	0	2	2	2	0	2	.200
Murphy, 2B	6	0	1	0	0	0	4	.333
Kaaihue, 1B	3	0	0	0	0	2	2	.167
Groves, PR-1B	2	0	0	0	0	1	0	.083
Totals	49	7	12	7	6	8	25	.260

Hooks	AB	R	H	RBI	BB	SO	LOB	AVG
Anderson, CF	6	0	2	2	1	0	1	.281
Redman, LF	3	1	1	0	2	0	5	.259
Robinson, SS	3	0	3	1	0	0	0	.750
Pence, RF	6	1	1	0	1	2	4	.387
Bonifay, 1B	5	1	0	0	2	1	5	.267
Saccomanno, 3B	5	2	0	1	2	3	1	.276
Young, DH	5	0	1	0	1	1	4	.375
Nicholson, PR-DH	1	0	1	0	0	0	0	.500
Peterson, C	6	0	1	2	0	3	4	.240
Davidson, C	1	0	0	0	0	0	1	.000
Ash, 2B	5	1	1	0	0	0	1	.111
Fernando, SS	2	1	1	0	0	0	2	.450
Cortes, PH-LF	1	1	0	0	2	0	0	.278
Totals	49	8	12	6	11	10	28	.293

Wranglers	IP	H	R	ER	BB	SO	HR	ERA
Lumsden	0.2	2	4	3	3	1	0	6.23
Lowery	3.1	1	0	0	1	2	0	0.00
Smith	2.0	1	1	1	0	2	0	3.60
Musser (H, 1)	0.2	1	0	0	1	0	0	13.50
DeHoyos (BS, 1)	1.1	0	1	1	2	1	0	2.45
Song (L, 0-1)	5.1	7	2	2	4	4	0	2.84
Totals	13.1	12	8	7	11	10	0	4.89

Hooks	IP	H	R	ER	BB	SO	HR	ERA
Patton	5.1	8	6	6	2	3	1	6.35
Rollandini	0.2	1	0	0	0	0	0	1.93
Martinez	2.0	0	0	0	1	2	0	1.35
Reineke	3.0	3	1	1	3	2	0	0.96
Miller (W, 1-0)	3.0	0	0	0	0	1	0	0.00
Totals	14.0	12	7	7	6	8	1	3.06

T: 4:59
Att: 8,394

Just about every one of the 8,394 fans who witnessed Game 4 will tell you it's the best game they've ever seen. In an epic that lasted four hours, 59 minutes and required 14 innings, Wade Robinson ended the season with a single to right-center at 10 past midnight, scoring Jorge Cortes from second to give the Hooks the 2006 title. Robinson, who entered the game in the ninth as a defensive replacement at short, finished 3-for-3, his only hits in the post-season. The game featured dramatic and breathtaking twists and turns, none more memorable than the sensational sliding catch made by Cortes in shallow left in the top of the 11th to end the frame with the bases loaded and the score tied at 7. That play even trumped the triple play in the top of the ninth, when Josh Bonifay, playing first, made a shoestring catch on Alex Gordon's line-drive smash.





2012 POSTSEASON

GAME 1 TEXAS LEAGUE SOUTH DIVISION SERIES SEPTEMBER 5, 2012 AT DR PEPPER BALLPARK

	1	2	3	4	5	6	7	8	9	R	H	E
Corpus Christi	1	1	0	0	0	1	1	1	0	5	11	1
Frisco	1	1	3	0	0	0	0	0	1	6	11	0

Hooks	AB	R	H	RBI	BB	SO	LOB	AVG
Wates, LF	5	1	2	0	0	2	3	.400
Simunic, 3B	3	0	0	0	2	1	2	.000
Singleton, 1B	5	2	2	2	0	1	3	.400
Goebbert, DH	4	0	0	0	0	1	2	.000
Locke, RF	4	0	2	1	0	0	1	.500
Fernandez, C	4	0	0	0	0	1	2	.000
Springer, CF	3	2	1	0	1	0	1	.333
Hernandez, 2B	4	0	1	0	0	1	1	.250
Orloff, SS	4	0	3	2	0	0	0	.750
Totals	36	5	11	5	3	7	15	.306

RoughRiders	AB	R	H	RBI	BB	SO	LOB	AVG
Beltre, CF	4	1	1	0	1	0	1	.250
Garcia, 2B	5	1	1	0	0	0	2	.200
McGuinness, 1B	5	0	2	2	0	2	0	.400
Mendonca, 3B	4	1	1	0	0	1	1	.250
Strausborger, LF	4	1	1	0	0	0	1	.250
Hoying, RF	4	1	1	2	0	0	2	.250
Majewski, DH	3	1	2	1	1	0	0	.667
Rodriguez, SS	3	0	1	1	1	0	0	.333
Felix, C	4	0	1	0	0	0	4	.250
Totals	36	6	11	6	3	3	11	.306

Hooks	IP	H	R	ER	BB	SO	HR	ERA
Clemens	2.2	7	5	2	1	1	1	6.75
Abreu	4.0	1	0	0	1	2	0	0.00
Chapman	1.1	1	0	0	1	0	0	0.00
Sogard (L, 0-1)	0.1	2	1	1	0	0	0	27.00
Totals	8.1	11	6	3	3	3	1	3.24

RoughRiders	IP	H	R	ER	BB	SO	HR	ERA
Loux	5.2	6	3	3	1	4	0	4.76
Rodebaugh	0.1	0	0	0	0	0	0	0.00
Font	1.0	2	1	1	1	1	0	9.00
Bleier	0.2	2	1	1	0	1	0	13.50
Mendez (W, 1-0)	1.1	1	0	0	1	1	0	0.00
Totals	9.0	15	7	7	1	6	0	4.68

T: 3:06
Att: 2,069

Frisco chased Corpus Christi starting pitcher Paul Clemens from the game after 2 2/3 innings and carried a 5-2 lead into the sixth. The Hooks tied the contest at five after they scored a run each in the sixth, seventh and eighth innings, capped by a Jon Singleton home run to lead off the eighth. After Corpus Christi left two runners on base in the top half of the ninth inning, RoughRiders' first baseman Chris McGuinness doubled home Leury Garcia to give Frisco a 6-5 walk-off victory and a 1-0 series lead.





2012 POSTSEASON

GAME 2 TEXAS LEAGUE SOUTH DIVISION SERIES SEPTEMBER 6, 2012 AT DR PEPPER BALLPARK

	1	2	3	4	5	6	7	8	9	R	H	E
Corpus Christi	0	0	2	0	0	0	0	0	0	2	7	1
Frisco	0	0	0	0	0	0	0	2	1	3	8	1

Hooks	AB	R	H	RBI	BB	SO	LOB	AVG
Wates, LF	4	1	1	1	0	0	1	.333
Simunic, 3B	4	0	2	1	0	0	0	.286
Singleton, 1B	4	0	0	0	0	3	2	.222
Goebbert, RF	3	0	1	0	1	0	0	.143
Locke, DH	4	0	0	0	0	0	3	.250
Wallace, C	4	0	2	0	0	1	0	.500
Springer, CF	4	0	0	0	0	1	2	.143
Hernandez, 2B	3	1	0	0	1	2	0	.143
Orloff, SS	2	0	1	0	0	0	0	.667
Totals	32	2	7	2	2	7	8	.265

RoughRiders	AB	R	H	RBI	BB	SO	LOB	AVG
Beltre, CF	4	0	0	0	0	0	3	.125
Garcia, 2B	5	2	1	1	0	0	2	.200
McGuinness, 1B	4	0	2	1	0	1	2	.444
Majewski, PR-1B	0	1	0	0	0	0	0	.667
Buchholz, DH	4	0	0	0	0	1	2	.000
Mendonca, 3B	2	0	1	0	2	1	0	.333
Strausborger, LF	4	0	2	1	0	0	1	.375
Zaneski, C	2	0	0	0	0	0	1	.000
Hoying, PH	1	0	0	0	0	1	2	.667
Felix, C	0	0	0	0	0	0	0	.250
Prince, RF	3	0	2	0	1	1	2	.667
Rodriguez, SS	2	0	0	0	2	0	4	.200
Totals	31	3	8	3	5	5	19	.284

Hooks	IP	H	R	ER	BB	SO	HR	ERA
Rasmussen	7.0	5	0	0	3	2	0	0.00
Chapman	0.1	1	2	1	1	1	0	5.40
Stoffel (L, 0-1)	1.1	2	1	1	1	2	1	6.75
Totals	8.2	8	3	2	5	5	1	2.65

RoughRiders	IP	H	R	ER	BB	SO	HR	ERA
Boscan	6.0	5	2	2	2	2	0	3.00
Grimm	2.0	2	0	0	0	2	0	0.00
Rodebaugh (W, 1-0)	1.0	0	0	0	0	3	0	0.00
Totals	9.0	7	2	2	2	7	0	3.50

T: 2:47
Att: 2,803

Corpus Christi went 61-1 during the regular season when it led after seven innings. After starting pitcher Rob Rasmussen staked the Hooks to a 2-0 lead heading to the bottom of the eighth, manager Keith Bodie turned to his reliable bullpen duo of Kevin Chapman and Jason Stoffel. The RoughRiders touched Chapman for a pair of runs to tie the game in the eighth, before Stoffel allowed a solo home run to Leury Garcia, who hit just two long balls during the regular season, in the ninth. The blast gave Frisco a 3-2 win, its second straight walk-off victory and a 2-0 series lead.





2012 POSTSEASON

GAME 3 TEXAS LEAGUE SOUTH DIVISION SERIES SEPTEMBER 7, 2012 AT WHATABURGER FIELD

	1	2	3	4	5	6	7	8	9	R	H	E
Frisco	0	0	0	0	0	2	0	0	3	5	13	0
Corpus Christi	0	0	0	0	0	0	0	0	0	0	2	0

RoughRiders	AB	R	H	RBI	BB	SO	LOB	AVG
Beltre, CF	5	1	2	2	0	1	1	.231
Garcia, 2B	5	1	2	0	0	0	1	.267
McGuinness, 1B	3	0	2	1	1	1	0	.500
Mendonca, 3B	4	0	1	0	0	3	4	.300
Strausborger, LF	4	0	1	1	0	1	2	.333
Hoying, RF	4	1	1	0	0	0	2	.222
Majewski, DH	3	1	1	0	1	1	0	.500
Rodriguez, SS	4	1	2	1	0	0	1	.333
Felix, C	4	0	1	0	0	0	3	.250
Totals	36	5	13	5	2	7	14	.311

Hooks	AB	R	H	RBI	BB	SO	LOB	AVG
Grossman, CF	3	0	0	0	1	1	1	.000
Villar, SS	0	0	0	0	0	0	0	.000
Simunic, 3B	3	0	0	0	0	0	2	.200
Springer, PH-CF	1	0	0	0	0	1	1	.125
Singleton, 1B	4	0	0	0	0	0	2	.154
Lowrie, DH	4	0	0	0	0	4	0	.000
Goebbert, RF	3	0	0	0	1	0	0	.100
Wates, LF	2	0	0	0	1	1	1	.273
Fernandez, C	3	0	0	0	0	0	2	.000
Hernandez, 2B	3	0	2	0	0	0	0	.300
Orloff, SS-3B	3	0	0	0	0	0	2	.444
Totals	29	0	2	0	3	7	11	.206

RoughRiders	IP	H	R	ER	BB	SO	HR	ERA
Tepesch (W, 1-0)	7.0	1	0	0	3	4	0	0.00
Font	0.2	1	0	0	0	1	0	5.40
Wolf (S, 1)	1.1	0	0	0	0	2	0	0.00
Totals	9.0	2	0	0	3	7	0	2.33

Hooks	IP	H	R	ER	BB	SO	HR	ERA
Seaton (L, 0-1)	7.1	10	2	2	1	6	0	2.45
Sogard	0.1	0	0	0	0	1	0	13.50
Zeid	0.2	1	2	2	1	0	0	27.00
Stoffel	0.2	2	1	1	0	0	0	9.00
Totals	9.0	13	5	5	2	7	0	3.46

T: 2:50
Att: 5,059

In front of 5,059 fans and in the first playoff game at Whataburger Field since 2006, Hooks starting pitcher Ross Seaton delivered, but Corpus Christi's bats did not. Seaton allowed two earned runs and struck out six RoughRiders in 7 1/3 innings, while the Hooks bats went silent against Frisco starter Nick Tepesch. Corpus Christi managed just one hit in seven innings against Tepesch, while rehabbing Astro Jed Lowrie went 0-for-4 with four strikeouts out of the cleanup spot. The RoughRiders scored three runs in the ninth inning against the Hooks bullpen to secure a 5-0 win and a series sweep.





2013 POSTSEASON

GAME 1 TEXAS LEAGUE SOUTH DIVISION SERIES SEPTEMBER 4, 2013 AT WHATABURGER FIELD

	1	2	3	4	5	6	7	8	9	10	11	R	H	E
San Antonio	0	0	0	0	0	1	0	0	0	0	0	1	8	0
Corpus Christi	0	0	0	0	0	0	1	0	0	0	1	2	6	1

San Antonio	AB	R	H	RBI	BB	SO	LOB	AVG
Noel, CF	3	1	1	0	1	0	0	.333
Spangenberg, 2B	4	0	1	0	0	3	3	.250
Buschini, LF	4	0	1	0	1	0	3	.250
Medica, 1B	4	0	2	1	1	0	1	.500
Blackwood, 3B	4	0	0	0	0	1	4	.000
Asencio, RF	4	0	2	0	1	1	0	.500
Kral, DH	3	0	0	0	0	2	2	.000
a-Orr, PH-DH	2	0	0	0	0	2	3	.000
Hedges, C	5	0	0	0	0	1	5	.000
Valdez, J, SS	4	0	1	0	0	0	2	.250
Totals	37	1	8	1	4	10	23	.216

Corpus Christi	AB	R	H	RBI	BB	SO	LOB	AVG
Torreyes, SS	4	0	1	0	1	0	0	.250
Hernandez, E, 2B	3	0	0	0	2	2	1	.000
Tucker, LF	5	0	1	0	0	0	4	.200
Santana, D, RF	4	2	2	0	1	1	1	.500
Castro, E, 1B	3	0	1	0	2	0	1	.333
Meyer, J, 3B	3	0	0	0	1	2	4	.000
Duffy, DH	4	0	1	2	0	1	2	.250
Muren, CF	4	0	0	0	0	1	3	.000
Alvarez, L, C	4	0	0	0	0	1	0	.000
Totals	34	2	6	2	7	8	16	.176

San Antonio	IP	H	R	ER	BB	SO	HR	ERA
Wisler	6.1	2	1	1	3	4	0	1.42
Kelly, R (BS, 1)	0.1	2	0	0	0	1	0	0.00
Ibarra, J	0.1	0	0	0	0	0	0	0.00
Campos, L	2.0	0	0	0	2	3	0	0.00
Needy (L, 0-1)	1.2	2	1	1	2	0	0	5.40
Totals	10.2	6	2	2	7	8	0	1.69

Corpus Christi	IP	H	R	ER	BB	SO	HR	ERA
Foltynewicz	7.0	5	1	1	2	6	0	1.29
Sogard	2.0	1	0	0	1	2	0	0.00
Dufek (W, 1-0)	2.0	2	0	0	1	2	0	0.00
Totals	11.0	8	1	1	4	10	0	0.82

T: 3:11
Att: 7,138

After splitting their 28 regular-season contests, the Hooks and Missions treated the Whataburger Field faithful of 7,000-strong to a dandy in Game 1. With the score level in the 11th, Domingo Santana opened the frame with a single to left. Following a walk and a sac bunt, Matt Duffy lifted a sac fly to right field for Corpus Christi's 12th walk-off win of 2013. Duffy also accounted for the Hooks initial run with a two-out RBI single in the seventh. Mike Foltynewicz shined in his first career playoff start. Jonas Dufek, who won seven of his 14 regular-season appearances while permitting one earned run, got the final out in the 11th with a pair in scoring position.





2013 POSTSEASON

GAME 2 TEXAS LEAGUE SOUTH DIVISION SERIES SEPTEMBER 5, 2013 AT WHATABURGER FIELD

	1	2	3	4	5	6	7	8	9	R	H	E
San Antonio	0	0	0	2	0	0	0	0	0	2	12	0
Corpus Christi	0	0	0	0	0	0	0	0	0	0	5	0

San Antonio	AB	R	H	RBI	BB	SO	LOB	AVG
Noel, CF	5	0	3	0	0	1	2	.500
Spangenberg, 2B	4	1	1	0	1	2	5	.250
Buschini, LF	5	1	1	1	0	1	3	.222
Medica, 1B	4	0	1	0	0	2	1	.375
Blackwood, 3B	4	0	0	0	0	1	3	.000
Asencio, RF	4	0	3	1	0	0	0	.625
Kral, DH	3	0	0	0	1	0	4	.000
Gale, C	4	0	2	0	0	0	0	.500
Valdez, J, SS	4	0	1	0	0	1	3	.250
Totals	37	2	12	2	2	8	21	.270

Corpus Christi	AB	R	H	RBI	BB	SO	LOB	AVG
Torreyes, SS	4	0	2	0	0	0	0	.375
Tucker, LF	3	0	0	0	1	0	0	.125
Castro, E, 1B	3	0	0	0	0	0	2	.167
Santana, D, RF	2	0	0	0	2	1	0	.333
Corporan, DH	4	0	1	0	0	3	4	.250
Duffy, 3B	4	0	1	0	0	0	1	.250
Muren, CF	3	0	1	0	0	1	0	.143
Hernandez, E, 2B	3	0	0	0	0	0	2	.000
Alvarez, L, C	2	0	0	0	0	0	0	.000
Burgess, PH	1	0	0	0	0	0	2	.000
McCurdy, C	0	0	0	0	0	0	0	.000
Totals	29	0	5	0	3	5	11	.175

San Antonio	IP	H	R	ER	BB	SO	HR	ERA
Bonine (W, 1-0)	7.0	5	0	0	3	2	0	0.00
Sexton, T (H, 1)	1.0	0	0	0	0	1	0	0.00
McBryde (S, 1)	1.0	0	0	0	0	2	0	0.00
Totals	9	5	0	0	3	5	0	0.92

Corpus Christi	IP	H	R	ER	BB	SO	HR	ERA
Tropeano (L, 0-1)	7.0	7	2	2	2	7	0	2.57
Quevedo	1.1	5	0	0	0	0	0	0.00
Hallock	0.1	0	0	0	0	1	0	0.00
Lamb, C	0.1	0	0	0	0	0	0	0.00
Totals	9.0	12	2	2	2	8	0	1.35

T: 2:48
Att: 4,116

San Antonio finished the regular year with a Texas League best 3.19 ERA and tied Corpus Christi for the most shutouts in the circuit with 14. Veteran knuckleballer Eddie Bonine picked up on the theme quite nicely in Game 2, holding the Hooks to five singles en route to the victory. Only three Corpus Christi runners advanced to second base in his seven innings of work. Bonine's effort spoiled a solid start by Nick Tropeano. Fourth-inning doubles by Adam Buschini and Yeison Asencio gave the Missions a 2-0 lead they would not relinquish.





2013 POSTSEASON

GAME 3 TEXAS LEAGUE SOUTH DIVISION SERIES SEPTEMBER 6, 2013 AT WOLFF STADIUM

	1	2	3	4	5	6	7	8	9	10	11	12	R	H	E
Corpus Christi	0	0	2	0	0	0	0	2	2	0	0	0	6	13	1
San Antonio	3	0	0	0	0	0	1	2	0	0	0	1	7	9	2

Corpus Christi	AB	R	H	RBI	BB	SO	LOB	AVG
Torreyes, SS	4	2	2	0	1	1	2	.417
Heras, L, LF	5	1	3	1	0	1	4	.600
Castro, E, 1B	5	0	1	2	0	2	4	.182
Santana, D, RF	6	0	2	1	0	1	3	.333
Tucker, DH	6	0	1	1	0	3	4	.143
Corporan, C	2	0	0	0	0	0	0	.167
McCurdy, C	1	0	0	0	1	0	0	.000
Duffy, PH	1	0	0	0	0	1	2	.222
Alvarez, L, C	1	0	0	0	0	0	0	.000
Meyer, J, 3B	5	0	0	0	1	2	3	.000
Muren, CF	6	1	2	0	0	2	4	.231
Hernandez, E, 2B	4	2	2	0	0	1	1	.200
Totals	46	6	13	5	3	14	27	.220

San Antonio	AB	R	H	RBI	BB	SO	LOB	AVG
Noel, CF	5	1	2	1	1	1	0	.462
Spangenberg, 2B	6	2	2	0	0	1	1	.286
Buschini, LF	5	1	1	0	0	1	2	.214
Medica, 1B	3	1	0	1	1	1	0	.273
Blackwood, 3B	4	0	2	4	0	1	0	.167
Asencio, RF	5	0	1	0	0	1	2	.462
Hedges, C	3	1	0	0	2	2	2	.000
Gale, DH	4	0	1	0	0	0	1	.375
Williams, E, PR-DH	0	1	0	0	0	0	0	.000
Valdez, J, SS	5	0	0	0	0	0	2	.154
Totals	40	7	9	6	4	8	10	.254

Corpus Christi	IP	H	R	ER	BB	SO	HR	ERA
Cruz, L	6.1	4	4	4	3	6	0	5.68
Sogard	1.0	3	2	2	0	0	0	6.00
Dufek	3.2	1	0	0	0	2	0	0.00
Quevedo (L, 0-1)	0.2	1	1	0	1	0	0	0.00
Totals	11.2	9	7	6	4	8	0	2.56

San Antonio	IP	H	R	ER	BB	SO	HR	ERA
Roach	6.2	6	2	2	1	4	0	2.70
Sexton, T (H, 2)	0.1	0	0	0	0	0	0	0.00
Campos, L (BS, 1)	1.0	3	2	2	1	2	0	6.00
McBryde (BS, 1)	1.0	4	2	2	0	3	0	9.00
Kelly, R	1.0	0	0	0	1	2	0	0.00
Branham (W, 1-0)	2.0	0	0	0	0	3	0	0.00
Totals	12.0	13	6	6	3	14	0	2.27

T: 3:48
Att: 4,833

A 12th-inning collapse and the inability to make clutch contact doomed Corpus Christi in Game 3. Rocky Gale hit a lead-off double in the 12th. Carlos Quevedo managed to keep pinch-runner Everett Williams at second as Jeudy Valdez hit a ground ball directly to Jonathan Meyer at third. With one away and first open, Rico Noel was walked intentionally. Cory Spangenberg then hit a fly ball to center field. Drew Muren made the catch but tried to double off Noel. His throw sailed into the Hooks dugout, securing the Missions' walk-off win. The Hooks had rallied to tie the game in the eighth and ninth innings but struggled overall at the plate. Corpus Christi struck out 14 times - seven of those Ks stranded seven men on base from the eighth thru the 10th.





2013 POSTSEASON

GAME 4 TEXAS LEAGUE SOUTH DIVISION SERIES SEPTEMBER 7, 2013 AT WOLFF STADIUM

	1	2	3	4	5	6	7	8	9	R	H	E
Corpus Christi	0	0	0	0	0	0	0	0	1	1	5	1
San Antonio	0	0	0	0	0	0	0	0	0	0	5	1

Corpus Christi	AB	R	H	RBI	BB	SO	LOB	AVG
Torreyes, 2B-SS	4	0	0	0	0	0	4	.313
Heras, L, LF	4	0	1	0	0	0	3	.444
Hernandez, E, PH-2B	1	0	0	0	0	0	2	.182
Castro, E, 1B	4	0	1	0	0	1	2	.200
Santana, D, RF	3	0	0	0	1	2	1	.267
Duffy, DH	4	0	1	0	0	1	2	.231
Corporan, C	1	0	0	0	1	0	2	.143
McCurdy, C	0	1	0	0	1	0	0	.000
Meyer, J, 3B	3	0	1	0	0	1	2	.091
Mier, SS	3	0	0	0	0	2	2	.000
Burgess, PH-LF	1	0	1	1	0	0	0	.500
Muren, CF	3	0	0	0	1	0	2	.188
Totals	31	1	5	1	4	7	22	.207

San Antonio	AB	R	H	RBI	BB	SO	LOB	AVG
Noel, CF	4	0	1	0	0	1	0	.412
Spangenberg, 2B	4	0	0	0	0	2	1	.222
Buschini, LF	4	0	1	0	0	2	0	.222
Medica, 1B	4	0	1	0	0	0	1	.267
Blackwood, 3B	4	0	2	0	0	0	2	.250
Asencio, RF	4	0	0	0	0	1	5	.353
Gale, C	2	0	0	0	1	0	1	.300
Williams, E, DH	3	0	0	0	0	2	3	.000
Valdez, J, SS	3	0	0	0	0	2	3	.125
Totals	32	0	5	0	1	10	16	.233

Corpus Christi	IP	H	R	ER	BB	SO	HR	ERA
Alaniz	7.0	3	0	0	1	6	0	0.00
Gonzalez, E (W, 1-0)	1.0	1	0	0	0	3	0	0.00
Sogard (S, 1)	1.0	1	0	0	0	1	0	4.50
Totals	9.0	5	0	0	1	10	0	1.99

San Antonio	IP	H	R	ER	BB	SO	HR	ERA
Oramas	6.0	3	0	0	2	5	0	0.00
Sexton, T	2.0	1	0	0	1	2	0	0.00
McBryde (L, 0-1)	0.2	1	1	1	1	0	0	10.13
Ibarra, J	0.1	0	0	0	0	0	0	0.00
Totals	9.0	5	1	1	4	7	0	1.99

T: 3:48
Att: 4,833

With his club on the brink of elimination, Ruben Alaniz delivered. The La Grulla native permitted three singles and one walk while striking out a season-high six batters. Facing Missions closer Jeremy McBryde in the ninth, Ryan McCurdy coaxed a four-pitch, lead-off walk. Jonathan Meyer executed a sac bunt but McBryde's throw hit Meyer in the back. McCurdy advanced to third on the play. With the infield drawn in, pinch-hitter Michael Burgess smacked a base hit up the middle, plating the lone run of the game. Alex Sogard survived a lead-off single in the home half and managed to get the final out with the tying run 90 feet away. The result marked Corpus Christi's sixth 1-0 victory of the season and the first postseason 1-0 win in club history.





2013 POSTSEASON

GAME 5 TEXAS LEAGUE SOUTH DIVISION SERIES SEPTEMBER 8, 2013 AT WHATABURGER FIELD

	1	2	3	4	5	6	7	8	9	R	H	E
San Antonio	3	1	0	0	0	0	0	1	0	5	8	2
Corpus Christi	0	0	0	0	2	0	0	1	0	3	9	3

San Antonio	AB	R	H	RBI	BB	SO	LOB	AVG
Noel, CF	4	2	1	0	0	1	1	.381
Spangenberg, 2B	5	1	2	1	0	1	1	.261
Buschini, LF	4	2	2	1	0	0	1	.273
Medica, 1B	5	0	1	0	0	1	5	.250
Blackwood, 3B	4	0	0	0	0	1	4	.200
Asencio, RF	3	0	0	0	0	1	0	.300
Hedges, C	4	0	2	1	0	0	1	.167
Gale, DH	4	0	0	0	0	0	2	.214
Valdez, J, SS	3	0	0	0	1	0	1	.105
Totals	36	5	8	3	1	5	16	.231

Corpus Christi	AB	R	H	RBI	BB	SO	LOB	AVG
Torreyes, SS	5	0	1	2	0	1	3	.286
Hernandez, E, 2B	5	0	0	0	0	3	4	.125
Tucker, LF	3	1	0	0	1	2	2	.118
Santana, D, RF	4	0	3	0	0	0	0	.368
Castro, E, 1B	4	0	0	1	0	1	4	.158
Duffy, DH	3	0	2	0	0	0	0	.313
Heras, L, PH-DH	1	0	0	0	0	1	1	.400
Meyer, J, 3B	4	1	1	0	0	2	2	.133
Muren, CF	3	1	1	0	1	1	0	.211
McCurdy, C	1	0	0	0	1	0	0	.000
Burgess, PH	1	0	1	0	0	0	0	.667
Totals	34	3	9	3	3	11	16	.218

San Antonio	IP	H	R	ER	BB	SO	HR	ERA
Geer (W, 1-0)	6.0	7	2	2	1	7	0	3.00
Branham (H, 1)	1.1	1	1	1	1	2	0	2.70
Ibarra, J (H, 1)	0.1	0	0	0	0	0	0	0.00
Campos, L (S, 1)	1.1	1	0	0	1	2	0	4.15
Totals	9.0	9	3	3	3	11	0	2.17

Corpus Christi	IP	H	R	ER	BB	SO	HR	ERA
Rollins (L, 0-1)	3.0	5	4	1	0	2	0	3.00
Quevedo	4.0	1	0	0	0	2	0	0.00
Gonzalez, E	1.0	2	1	1	0	0	0	4.50
Sogard	1.0	0	0	0	1	1	0	3.60
Totals	9.0	8	5	2	1	5	0	1.99

T: 2:58
Att: 3,608

San Antonio jumped out to an early 4-0 advantage and never looked back. Former TL Pitcher of the Year Josh Geer authored a gritty performance, striking out a season-high seven batters. Hooks hurler David Rollins, making his first postseason start, was snake bit in the first. A lead-off double, bunt base hit and RBI single from Adam Buschini put the Missions on the board. Two outs later, Rollins induced a soft ground ball but his throw to first sailed, allowing two runs to score. A fielding error by Ronny Torreyes opened the second and paved the way toward another unearned SA run. Torreyes' two-run single in the fifth cut the SA advantage in half. Leonel Campos stranded two in the ninth to earn the save and secure the South Division title. The Missions went on to capture the Texas League crown after besting Arkansas in five games.





2015 POSTSEASON

GAME 1 TEXAS LEAGUE SOUTH DIVISION SERIES SEPTEMBER 9, 2015 AT WHATABURGER FIELD

	1	2	3	4	5	6	7	8	9	R	H	E
Midland	1	1	0	0	0	0	0	0	0	2	6	0
Corpus Christi	2	2	2	0	1	0	2	0	x	9	12	0

Midland	AB	R	H	RBI	BB	SO	LOB	AVG
Oberacker, CF	3	1	1	0	1	0	2	.333
Walsh, 2B	3	0	0	0	1	3	4	.000
Aliotti, 1B	4	0	0	0	0	2	3	.000
Nunez, R, DH	4	0	1	1	0	1	0	.250
Pinder, SS	4	0	1	0	0	2	1	.250
Olson, RF	4	0	0	0	0	1	1	.000
Healy, R, 3B	4	0	1	0	0	1	1	.250
Whitaker, LF	3	1	1	1	0	1	1	.333
Maxwell, C	3	0	1	0	0	0	0	.333
Totals	32	2	6	2	2	11	13	.188

Corpus Christi	AB	R	H	RBI	BB	SO	LOB	AVG
Vasquez, D, LF	5	1	2	0	0	0	5	.400
Hernandez, T, CF	5	1	2	0	0	1	1	.400
Moran, 3B	4	0	0	1	0	1	2	.000
Reed, DH	5	2	2	0	0	0	0	.400
Kemmer, RF	2	1	0	0	1	0	1	.000
Mier, SS	3	1	1	0	1	0	1	.333
Gregor, 1B	3	2	3	2	1	0	0	1.000
Pena, R, C	2	1	2	5	1	0	0	1.000
Moon, 2B	4	0	0	0	0	1	6	.000
Totals	33	9	12	8	4	3	16	.364

Midland	IP	H	R	ER	BB	SO	HR	ERA
Frazier (L, 0-1)	5.0	9	7	7	3	1	2	12.60
Avila, A	2.0	3	2	2	1	0	0	9.00
Hall	1.0	0	0	0	0	2	0	0.00
Totals	8.0	12	9	9	4	3	2	10.13

Corpus Christi	IP	H	R	ER	BB	SO	HR	ERA
Devenski (W, 1-0)	6.0	5	2	2	1	9	1	3.00
West	2.0	0	0	0	1	1	0	0.00
Sanudo	1.0	1	0	0	0	1	0	0.00
Totals	9.0	6	2	2	2	11	1	2.00

T: 2:21
Att: 4,472

Roberto Pena had accounted for five RBIs in his final 17 games of 2015. He matched that output in Game 1 of the postseason. Batting seventh and eighth in the Hooks lineup, Conrad Gregor and Pena combined to go 5-for-5 with a double and two home runs. Chris Devenski aced his starting assignment, striking out a season-high nine batters over six innings. Devenski permitted a couple of early runs, including a mammoth solo shot off the bat of Josh Whitaker in the second. Following the blast, Corpus Christi's Pitcher of the Year limited Midland to a walk and two singles until his exit. Aaron West and Gonzalo Sanudo teamed for three scoreless innings of relief. A.J. Reed and Danry Vasquez each turned in a pair of doubles to aid the offensive.





2015 POSTSEASON

GAME 2 TEXAS LEAGUE SOUTH DIVISION SERIES SEPTEMBER 10, 2015 AT WHATABURGER FIELD

	1	2	3	4	5	6	7	8	9	R	H	E
Midland	0	1	0	1	0	0	0	0	7	9	13	0
Corpus Christi	0	0	0	1	0	0	1	0	1	3	6	0

Midland	AB	R	H	RBI	BB	SO	LOB	AVG
Oberacker, CF	4	1	0	0	1	0	2	.143
Walsh, 2B	5	1	1	1	0	2	2	.125
Aliotti, 1B	4	1	3	1	1	0	0	.375
Nunez, R, DH	4	1	2	4	0	1	2	.375
Pinder, SS	5	0	0	0	0	2	3	.111
Healy, R, 3B	5	1	1	0	0	1	1	.222
Olson, RF	3	1	2	1	1	0	0	.286
Whitaker, LF	4	2	3	1	0	0	1	.571
Taylor, C	2	0	0	0	1	0	2	.000
a-Brugman, PH	1	1	1	1	0	0	0	1.000
Maxwell, C	0	0	0	0	0	0	0	.333
Totals	37	9	13	9	4	6	13	.275

Corpus Christi	AB	R	H	RBI	BB	SO	LOB	AVG
Vasquez, D, LF	3	0	0	0	0	1	2	.250
Hernandez, T, CF	4	0	1	0	0	1	1	.333
Moran, 3B	4	1	1	1	0	1	3	.125
Reed, DH	4	0	0	0	0	0	2	.222
Kemmer, RF	4	1	0	0	0	2	0	.000
Mier, SS	4	0	1	1	0	2	0	.286
Gregor, 1B	4	1	2	1	0	1	1	.714
Pena, R, C	4	0	0	0	0	1	2	.333
Mayfield, 2B	3	0	1	0	0	1	1	.333
Totals	34	3	6	3	0	10	12	.269

Midland	IP	H	R	ER	BB	SO	HR	ERA
Manaea	7.0	3	2	2	0	8	1	2.57
Doolittle	0.1	2	0	0	0	1	0	0.00
Urlaub (W, 1-0)	0.2	0	0	0	0	0	0	0.00
McCurry	1.0	1	1	1	0	1	1	9.00
Totals	9.0	6	3	3	0	10	2	6.35

Corpus Christi	IP	H	R	ER	BB	SO	HR	ERA
Alaniz	5.0	6	2	2	0	3	1	3.60
Holmes, B	2.0	2	0	0	2	3	0	0.00
Gustave (L, 0-1)	1.1	3	5	5	2	0	0	33.75
Minnis	0.2	2	2	2	0	0	1	27.00
Totals	9.0	13	9	9	4	6	2	5.50

T: 3:07
Att: 4,266

Renato Nunez's grand slam capped a seven-run, ninth-inning outburst for the RockHounds and cemented a Game 2 victory for Midland. Corpus Christi trailed 2-1 heading into the home seventh. Hounds ace Sean Manaea retired the first batter quickly and then struck out Jon Kemmer, but Manaea's decisive pitch sailed to the backstop, allowing Kemmer to reach. Jio Mier hit a sinking line drive into right field which scooted past a charging Matt Olson. Kemmer scored from first on the play to tie the game at 2. Jandel Gustave secured the final two outs in the eighth and retired the lead-off man in the ninth. Following a controversial walk to Matt Olson, singles by Josh Whitaker and pinch-hitter Jaycob Brugman put Midland in front 3-2. The next four RockHounds reached, including Nunez who crushed the first pitch from Albert Minnis off the batters' eye in center field. Corpus Christi went 0-for-7 with men in scoring position.





2015 POSTSEASON

GAME 3 TEXAS LEAGUE SOUTH DIVISION SERIES SEPTEMBER 11, 2015 AT SECURITY BANK BALLPARK

	1	2	3	4	5	6	7	8	9	R	H	E
Corpus Christi	0	0	0	0	3	0	0	2	0	5	10	1
Midland	2	1	1	1	1	3	0	0	x	9	14	0

Corpus Christi	AB	R	H	RBI	BB	SO	LOB	AVG
Vasquez, D, LF	4	0	1	1	1	0	2	.250
Hernandez, T, CF	4	0	2	1	1	1	0	.385
Moran, 3B	5	0	2	0	0	2	3	.231
Reed, 1B	4	1	1	0	1	1	4	.231
Kemmer, RF	5	1	1	0	0	2	2	.091
Mier, SS	2	1	0	0	1	0	0	.222
Gregor, DH	4	0	1	1	0	1	1	.545
Pena, R, C	4	1	1	0	0	1	3	.300
Moon, 2B	3	1	1	2	0	0	0	.143
Totals	35	5	10	5	4	8	15	.275

Midland	AB	R	H	RBI	BB	SO	LOB	AVG
Brugman, CF-LF	4	2	2	3	1	0	3	.600
Walsh, 2B	4	2	2	0	1	2	3	.250
Aliotti, 1B	3	0	1	0	1	1	2	.364
Nunez, R, DH	4	0	2	3	1	0	0	.417
Pinder, SS	4	1	1	1	0	1	5	.154
Kirkland, SS	0	0	0	0	0	0	0	.000
Healy, R, 3B	5	1	4	1	0	0	0	.429
Olson, RF	4	0	0	0	1	0	6	.182
Whitaker, LF	3	1	1	0	0	1	5	.500
Oberacker, CF	2	0	0	0	0	0	1	.111
Maxwell, C	3	2	1	1	2	1	1	.333
Totals	36	9	14	9	7	6	26	.314

Corpus Christi	IP	H	R	ER	BB	SO	HR	ERA
Westwood (L, 0-1)	2.2	6	4	3	4	2	0	10.13
Guduan	1.0	4	1	1	0	0	0	9.00
Dorris	0.2	0	1	1	3	2	0	13.50
Sanudo	2.2	4	3	3	0	2	1	7.36
Minnis	1.0	0	0	0	0	0	0	10.80
Totals	8.0	14	9	8	7	6	1	6.58

Midland	IP	H	R	ER	BB	SO	HR	ERA
Jensen (W, 1-0)	6.0	6	3	3	1	6	0	4.50
Healy, T	1.0	1	0	0	2	0	0	0.00
Joseph	1.0	3	2	2	0	1	0	18.00
Urlaub	1.0	0	0	0	1	1	0	0.00
Totals	9.0	10	5	5	4	8	0	5.88

T: 3:28
Att: 3,871

The RockHounds scored in each of the first six frames and received a quality start from Chris Jensen en route to a 2-1 lead in the series. Jensen held Corpus Christi to two hits through four frames as Midland established a 5-0 lead. In the fifth, Jio Mier worked a lead-off walk and, one out later, consecutive hits by Roberto Pena, Chan-Jong Moon, Danry Vasquez and Teoscar Hernandez pushed three runs across. Pena and Hernandez bookended the rally with doubles. Jacob Dorris, who was assigned to CC that afternoon from Quad Cities, struggled with command in the bottom half. Dorris walked three and hit a batter, giving Midland a 6-3 edge. The Hounds tacked on three more in the sixth against Gonzalo Sanudo. The final blow was a two-run shot to right field by Jaycob Brugman. Brugman and Renato Nunez combined for six RBIs. Ryon Healy paced Midland's 14-hit attack with four knocks of his own.





2015 POSTSEASON

GAME 4 TEXAS LEAGUE SOUTH DIVISION SERIES SEPTEMBER 12, 2015 AT SECURITY BANK BALLPARK

	1	2	3	4	5	6	7	8	9	R	H	E
Corpus Christi	0	0	0	0	0	0	1	0	0	1	9	0
Midland	0	1	2	1	0	0	0	0	x	4	11	2

Corpus Christi	AB	R	H	RBI	BB	SO	LOB	AVG
Heras, LF	5	0	0	0	0	3	3	.000
Hernandez, T, CF	5	0	1	0	0	0	2	.333
Moran, 3B	4	0	1	0	0	0	0	.235
Reed, DH	4	0	1	0	0	2	2	.235
Kemmer, RF	3	0	1	0	1	1	1	.143
Mayfield, 2B	4	0	1	0	0	1	4	.286
Gregor, 1B	4	0	0	0	0	2	7	.400
Gonzalez, A, C	4	1	3	0	0	0	3	.750
Mier, SS	4	0	1	1	0	1	2	.231
Totals	37	1	9	1	1	10	24	.266

Midland	AB	R	H	RBI	BB	SO	LOB	AVG
Brugman, LF	4	1	2	1	1	1	3	.556
Walsh, 2B	4	0	1	0	1	2	4	.250
Aliotti, 1B	4	0	1	0	1	0	3	.333
Nunez, R, DH	2	1	1	0	1	0	1	.429
Healy, R, 3B	4	1	1	1	0	2	4	.389
Olson, RF	4	1	1	2	0	0	1	.200
Oberacker, CF	4	0	2	0	0	2	1	.231
Kirkland, SS	4	0	1	0	0	2	1	.250
Taylor, C	4	0	1	0	0	2	0	.167
Totals	34	4	11	4	4	11	18	.317

Corpus Christi	IP	H	R	ER	BB	SO	HR	ERA
Martes (L, 0-1)	4.0	8	4	4	3	5	3	9.00
Freeman	2.0	2	0	0	0	2	0	0.00
Frias, E	2.0	1	0	0	1	4	0	0.00
Totals	8.0	11	4	4	4	11	3	6.09

Midland	IP	H	R	ER	BB	SO	HR	ERA
Sanchez, J (W, 1-0)	7.0	6	1	1	0	5	0	1.29
Hall (H, 1)	0.1	2	0	0	1	1	0	0.00
McCurry (S, 1)	1.2	1	0	0	0	4	0	3.38
Totals	9.0	9	1	1	1	10	0	4.63

T: 2:34
Att: 3,352

The RockHounds parlayed three home runs and a strong start by Jake Sanchez into a trip to the 2015 Texas League Championship Series. Ryon Healy's lead-off blast in the second started the scoring against 19-year-old Francis Martes. With two away in the third, Matt Olson hit a two-run shot to left field for a 3-0 RockHounds advantage. The fourth inning witnessed another Midland round-tripper. Jaycob Brugman's poke to right was his second home run in as many nights, making the score 4-0. Corpus Christi managed a run against Sanchez in the seventh. Alfredo Gonzalez notched a two-out single and scored on Jio Mier's double to left-center. The Hounds went on to sweep Northwest Arkansas in the championship round, becoming the sixth Texas League club to win back-to-back titles since 1940.





2016 POSTSEASON

GAME 1 TEXAS LEAGUE SOUTH DIVISION SERIES SEPTEMBER 7, 2016 AT WHATABURGER FIELD

	1	2	3	4	5	6	7	8	9	R	H	E
Midland	0	0	3	0	0	0	0	0	3	6	14	1
Corpus Christi	0	0	0	0	0	1	1	0	0	2	12	1

Midland	AB	R	H	RBI	BB	SO	LOB	AVG
Verigan, CF	4	1	2	1	1	0	4	.500
Sportman, LF	4	1	1	1	0	1	5	.250
Taylor, C	5	0	2	3	0	1	1	.400
Marincov, RF	5	0	3	0	0	1	1	.600
Paz, DH	4	0	0	0	0	1	4	.000
Rosa, V, 1B	4	0	0	0	0	1	4	.000
Munoz, Y, 3B	4	1	2	0	0	1	1	.500
Schrock, 2B	3	2	2	0	1	0	0	.667
Martin, SS	4	1	2	0	0	2	1	.500
Totals	37	6	14	5	2	8	21	.378

Corpus Christi	AB	R	H	RBI	BB	SO	LOB	AVG
Boyd, RF	5	0	1	0	0	0	5	.200
Ferguson, LF	5	1	2	0	0	2	4	.400
Stubbs, DH	5	0	2	1	0	0	3	.400
Davis, J, 3B	4	0	2	0	1	1	1	.500
Laureano, CF	4	0	1	0	1	2	3	.250
Gregor, 1B	4	0	0	0	1	1	5	.000
Tanielu, 2B	5	1	2	1	0	0	5	.400
Pena, R, C	5	0	2	0	0	0	3	.400
Nunez, A, SS	2	0	0	0	2	1	1	.000
Totals	39	2	12	2	5	7	30	.308

Midland	IP	H	R	ER	BB	SO	HR	ERA
Seddon (W, 1-0)	5.0	5	0	0	3	4	0	0.00
Cochran-Gill (H, 1)	1.0	1	1	1	0	0	1	9.00
Bragg (H, 1)	1.0	3	1	1	1	1	0	9.00
Finnegan (H, 1)	1.0	1	0	0	1	1	0	0.00
Sanchez, Ja	1.0	2	0	0	0	1	0	0.00
Totals	9.0	12	2	2	5	7	1	2.00

Corpus Christi	IP	H	R	ER	BB	SO	HR	ERA
Martes (L, 0-1)	6.0	10	3	3	1	6	0	4.50
Thompson	2.0	1	0	0	0	0	0	0.00
Comer	0.2	2	3	3	1	1	0	40.50
Dorris	0.1	1	0	0	0	1	0	0.00
Totals	9.0	14	6	6	2	8	0	6.00

T: 2:56
Att: 3,805

The RockHounds escaped three bases-loaded jams and posted a pair of big innings to take Game 1. Francis Martes struck out four over the first two innings, working around a lead-off walk and double. In the third, Midland sent eight to the plate. The big blow was a two-run single from Beau Taylor. Martes and Ryan Thompson kept the Hounds in check over the next four frames. In the Midland ninth, Kevin Comer allowed the first two to reach. A Roberto Pena throwing error and back-to-back RBI singles by J.P. Sportman & Taylor made it 6-2 Hounds.

Corpus Christi was 1-for-15 with men in scoring position and stranded 15 on base. Joel Seddon pitched five shutout innings. Nick Tanielu's home run in the sixth off Trey Cochran-Gil put the Hooks on the scoreboard. Drew Ferguson's seventh-inning triple set up Corpus Christi's final tally.





2016 POSTSEASON

GAME 2 TEXAS LEAGUE SOUTH DIVISION SERIES SEPTEMBER 8, 2016 AT WHATABURGER FIELD

	1	2	3	4	5	6	7	8	9	R	H	E
Midland	0	0	0	0	0	0	1	3	0	4	10	0
Corpus Christi	0	0	0	0	0	0	0	4	1	5	11	1

Midland	AB	R	H	RBI	BB	SO	LOB	AVG
Vertigan, CF	3	0	1	0	2	2	0	.429
Sportman, LF	5	0	1	0	0	1	4	.222
Taylor, DH	4	0	2	0	1	1	3	.444
Marincov, RF	3	1	0	0	2	1	3	.375
Paz, C	4	0	1	0	0	0	4	.125
Rosa, V, 1B	3	2	1	0	1	0	1	.143
Munoz, Y, 3B	4	1	1	0	0	0	4	.375
Schrock, 2B	4	0	2	3	0	0	2	.571
Martin, SS	4	0	1	1	0	2	3	.375
Totals	34	4	10	4	6	7	24	.338

Corpus Christi	AB	R	H	RBI	BB	SO	LOB	AVG
Ferguson, LF	5	0	0	0	0	0	5	.200
Stubbs, DH	2	2	1	0	3	0	0	.429
Laureano, CF	4	1	3	0	1	1	2	.500
Davis, J, 3B	5	0	0	1	0	2	6	.222
Tanielu, 2B	5	1	3	1	0	0	2	.500
McDonald, 1B	3	0	0	0	1	1	2	.000
Nunez, A, SS	1	0	1	1	0	0	0	.333
Ramsay, RF	2	0	0	0	1	0	1	.000
Boyd, PH-RF	1	1	1	1	0	0	0	.333
Pena, R, C	4	0	1	0	0	0	2	.333
Hyde, SS	3	0	1	0	0	1	2	.333
Gregor, PH-1B	0	0	0	0	1	0	0	.000
Totals	35	5	11	4	7	5	22	.311

Midland	IP	H	R	ER	BB	SO	HR	ERA
Walter	5.0	3	0	0	4	2	0	0.00
Trivino	2.0	2	2	2	1	2	0	9.00
Finnegan (BS, 1)	1.0	3	2	2	1	1	0	9.00
Stull (L, 0-1)	0.1	3	1	1	1	0	0	27.00
Totals	8.1	11	5	5	7	5	0	3.63

Corpus Christi	IP	H	R	ER	BB	SO	HR	ERA
Thornton	6.2	7	1	1	1	5	0	1.35
Deetz	1.1	1	3	3	4	1	0	20.25
Peterson (W, 1-0)	1.0	2	0	0	1	1	0	0.00
Totals	9.0	10	4	4	6	7	0	5.00

T: 3:07
Att: 3,749

The Hooks walked off with a dramatic come-from-behind triumph in Game 2. With the contest locked in a scoreless tie in the seventh, the RockHounds pushed across a run on three hits against Trent Thornton. Facing Dean Deetz in the eighth, the Hounds seemingly broke the game open thanks to a two-out, three-run double off the bat of Max Schrock.

Trailing 4-0, Garrett Stubbs coaxed a free pass from Lou Trivino to begin the home half. Ramon Laureano then smacked a double off the fence in left field. Kyle Finnegan entered the game and yielded an RBI groundout to J.D. Davis. Nick Tanielu reignited the rally with a two-bagger to right-center, making it a two-run game. Following a strikeout, pinch-hitter Bobby Boyd snuck an RBI single thru the left side. Three batters later, Boyd scored on a wild pitch to tie the game. In the top of the ninth, Eric Peterson escaped a bases-loaded jam by coaxing a double play on a 3-1 pitch. Then three of the first four Hooks reached against Cody Stull, leading to a walk-off RBI single by Antonio Nunez.





2016 POSTSEASON

GAME 3 TEXAS LEAGUE SOUTH DIVISION SERIES SEPTEMBER 9, 2016 AT SECURITY BANK BALLPARK

	1	2	3	4	5	6	7	8	9	R	H	E
Corpus Christi	0	0	0	5	0	0	0	0	0	5	11	1
Midland	0	1	0	0	0	0	1	0	5	7	12	1

Corpus Christi	AB	R	H	RBI	BB	SO	LOB	AVG
Ferguson, LF	5	1	1	1	0	1	0	.200
Stubbs, DH	5	0	3	1	0	0	0	.500
Laureano, CF	5	0	1	0	0	1	2	.385
Davis, J, 3B	4	1	3	0	0	1	2	.385
Tanielu, 2B	4	1	1	0	0	0	4	.429
Gregor, 1B	3	0	1	0	0	1	1	.143
Boyd, RF	4	1	1	3	0	0	2	.300
Pena, R, C	4	0	0	0	0	0	3	.231
Nunez, A, SS	2	1	0	0	1	1	1	.200
Totals	36	5	11	5	1	5	15	.309

Midland	AB	R	H	RBI	BB	SO	LOB	AVG
Vertigan, CF	5	1	3	0	0	0	2	.500
Schrock, 2B	5	1	0	1	0	1	4	.333
Taylor, C	4	0	2	1	0	1	2	.462
1-Harris, J, PR	0	1	0	0	0	0	0	.000
Marincov, RF	5	0	2	0	0	1	5	.385
Munoz, Y, 3B	4	2	1	0	1	0	3	.333
Rosa, V, 1B	4	1	2	4	0	1	0	.273
Bennie, DH	4	0	0	0	0	1	2	.000
Sportman, LF	3	0	0	0	1	0	1	.167
Martin, SS	4	1	2	1	0	1	0	.417
Totals	38	7	12	7	2	6	19	.330

Corpus Christi	IP	H	R	ER	BB	SO	HR	ERA
Armenteros	5.0	6	1	1	1	2	0	1.80
Thompson	2.0	4	1	1	0	1	0	2.25
Freeman (H, 1)	0.1	0	0	0	0	1	0	0.00
Dorris (H, 1)(L, 0-1)	1.1	1	4	0	1	2	0	0.00
Deemes (BS, 1)	0.0	1	1	1	0	0	1	---
Totals	8.2	12	7	2	2	6	1	4.05

Midland	IP	H	R	ER	BB	SO	HR	ERA
Bracewell	3.2	8	5	5	1	3	1	12.27
Friedrichs (W, 1-0)	5.1	3	0	0	0	2	0	0.00
Totals	9.0	11	5	5	1	5	1	4.10

T: 2:57
Att: 3,299

Viosergy Rosa's two-out grand slam in the ninth inning of Game 3 powered Midland to a dramatic 7-5 victory. With Corpus Christi ahead 5-2, Richie Martin reached to begin the ninth via a throwing error by SS Antonio Nunez. Jacob Dorris then yielded a single to Brett Vertigan and a RBI groundout by Max Schrock. Beau Taylor was hit by a pitch, putting the tying run on first base. Dorris battled back to strikeout Tyler Marincov but Yairo Munoz extended the game with a walk. Ryan Deemes entered from the bullpen to face Rosa, who deposited a 1-1 pitch over the right-field fence.

The Hooks scored all five of their runs in the fourth inning. Bobby Boyd's three-run home run highlighted the effort. Drew Ferguson added a two-out RBI double, and scored on Garrett Stubb's single down the right-field line. Ben Bracewell left in favor of Kyle Friedrichs, who spun 5 1/3 scoreless innings of relief to record the victory.





2016 POSTSEASON

GAME 4 TEXAS LEAGUE SOUTH DIVISION SERIES SEPTEMBER 10, 2016 AT SECURITY BANK BALLPARK

	1	2	3	4	5	6	7	8	9	R	H	E
Corpus Christi	0	0	0	0	0	0	0	1	1	2	9	0
Midland	0	3	0	2	0	0	0	0	0	5	11	0

Corpus Christi	AB	R	H	RBI	BB	SO	LOB	AVG
Ferguson, LF	5	0	2	1	0	0	1	.250
Stubbs, DH	5	0	1	0	0	1	4	.412
Laureano, CF	4	0	3	1	0	1	2	.471
Davis, J, 3B	3	0	0	0	1	1	3	.313
Tanielu, 2B	4	1	1	0	0	0	3	.389
McDonald, 1B	2	0	0	0	1	1	0	.000
Gregor, PH	1	0	1	0	0	0	0	.250
Hyde, SS	3	0	0	0	0	2	1	.167
Ramsay, PH	1	0	0	0	0	0	2	.000
Pena, R, C	4	0	0	0	0	1	3	.176
Boyd, RF	3	1	1	0	1	1	0	.308
Totals	35	2	9	2	3	8	19	.297

Midland	AB	R	H	RBI	BB	SO	LOB	AVG
Vertigan, CF	4	0	1	0	0	0	3	.438
Schrock, 2B	4	0	0	0	0	1	3	.250
Taylor, DH	4	1	1	0	0	1	0	.412
Marincov, RF	3	2	1	1	1	0	0	.375
Munoz, Y, 3B	4	1	3	1	0	0	0	.438
Rosa, V, 1B	3	1	1	1	1	0	2	.286
Paz, C	4	0	1	0	0	1	3	.167
Sportman, LF	4	0	3	1	0	1	1	.313
Martin, SS	2	0	0	1	0	1	2	.357
Totals	32	5	11	5	2	5	14	.333

Corpus Christi	IP	H	R	ER	BB	SO	HR	ERA
Sneed (L, 0-1)	4.0	5	3	3	2	3	0	6.75
Smith, K	3.0	5	2	2	0	0	0	6.00
Comer	1.0	1	0	0	0	2	0	16.20
Totals	8.0	11	5	5	2	5	0	4.41

Midland	IP	H	R	ER	BB	SO	HR	ERA
Mann (W, 1-0)	6.1	4	0	0	2	6	0	0.00
Cochran-Gill	1.2	2	1	1	0	1	0	6.75
Sanchez, Ja	1.0	3	1	1	1	1	0	4.50
Totals	9.0	9	2	2	3	8	0	3.57

T: 2:42
Att: 2,945

Brandon Mann tossed 6 1/3 shutout innings as the RockHounds knocked off Corpus Christi, 5-2, advancing to the Texas League Championship Series. Yairo Munoz's second-inning double was the centerpiece of a three-run rally against Cy Sneed. The RockHounds added a pair of insurance runs in the fifth. Beau Taylor singled to left off Kyle Smith, and scampered home on Marincov's double into the left-field corner. Marincov went first to third thanks to a Munoz single. He accounted for Midland's fifth run via a Rosa RBI groundout.

Mann, who escaped a bases-loaded jam in the third, held the Hooks to four hits until his exit in the seventh. Singles by Bobby Boyd and Ramon Laureano paved the way toward Corpus Christi's initial run in the eighth. Nick Tanielu opened the ninth with a double, and moved to third base on a pinch-hit single by Conrad Gregor. Two outs later, Boyd worked a walk and Drew Ferguson beat out an RBI infield single. With the tying run at first base, Jake Sanchez struck out Garrett Stubbs to end the game. The Hounds went on to beat Northwest Arkansas in four games, claiming their third consecutive Texas League title.





TEXAS LEAGUE DIRECTORY



TEXAS LEAGUE

EST. 1888

505 Main St, Suite 250, Fort Worth, TX 76102
(682) 316-4100

E-Mail: office@texasleague.com

Website: www.texas-league.com

PRESIDENT.....Tim Purpura (Second Year)

ASSISTANT TO THE PRESIDENT.....Tyler King

LEAGUE STATISTICIANMajor League Baseball Advanced Media

UMPIRES.....Grant Conrad, Jonathan Felczak, Jeff Gorman, Jose Matamoros, Kyle McCrady, Malachi Moore, Cody Oakes, Tyler Olson, Justin Robinson, Andrew Stukel, Kyle Wallace, Brian Walsh

LEAGUE DIRECTORS.....Russ Meeks (Arkansas), Ken Schrom (Corpus Christi), Chuck Greenberg (Frisco), E. Miles Prentice (Midland), Jon Dandes (Northwest Arkansas), Burl Yarbrough (San Antonio), Matt Gifford (Springfield), Mike Melega (Tulsa)

FIELD MANAGERS – NORTH DIVISION

Arkansas.....Daren Brown

Northwest Arkansas.....Mike Rojas

Springfield.....Johnny Rodriguez

Tulsa.....Scott Hennessey

FIELD MANAGERS – SOUTH DIVISION

Corpus Christi.....Omar Lopez

FriscoJoe Mikulik

MidlandScott Steinmann

San Antonio.....Phillip Wellman





2017 TEXAS LEAGUE STANDINGS

First Half

Texas League North	W	L	PCT	GB	Home	Away	Div
Northwest Arkansas Naturals	39	31	.557	-	19-17	20-14	29-17
Springfield Cardinals	35	35	.500	4.0	20-14	15-21	22-24
Tulsa Drillers	33	37	.471	6.0	18-18	15-19	22-24
Arkansas Travelers	32	38	.457	7.0	15-19	17-19	19-27

Texas League South	W	L	PCT	GB	Home	Away	Div
San Antonio Missions	41	29	.586	-	21-15	20-14	28-18
Midland RockHounds	35	35	.500	6.0	21-15	14-20	25-21
Corpus Christi Hooks	34	36	.486	7.0	18-16	16-20	20-26
Frisco RoughRiders	31	39	.443	10.0	14-20	17-19	19-27

Second Half

Texas League North	W	L	PCT	GB	Home	Away	Div
Tulsa Drillers	44	26	.629	-	26-8	18-18	28-18
Springfield Cardinals	42	28	.600	2.0	23-13	19-15	26-20
Arkansas Travelers	33	37	.471	11.0	17-19	16-18	22-24
Northwest Arkansas Naturals	28	42	.400	16.0	20-14	8-28	16-30

Texas League South	W	L	PCT	GB	Home	Away	Div
San Antonio Missions	37	33	.529	-	17-16	20-17	26-20
Corpus Christi Hooks	33	35	.485	3.0	20-15	13-20	25-19
Midland RockHounds	32	36	.471	4.0	17-17	15-19	21-23
Frisco RoughRiders	29	41	.414	8.0	15-21	14-20	18-28

Overall

Texas League North	W	L	PCT	GB	Home	Away	Div
Springfield Cardinals	77	63	.550	-	43-27	34-36	48-44
Tulsa Drillers	77	63	.550	-	44-26	33-37	50-42
Northwest Arkansas Naturals	67	73	.479	10.0	39-31	28-42	45-47
Arkansas Travelers	65	75	.464	12.0	32-38	33-37	41-51

Texas League South	W	L	PCT	GB	Home	Away	Div
San Antonio Missions	78	62	.557	-	38-31	40-31	54-38
Corpus Christi Hooks	67	71	.486	10.0	38-31	29-40	45-45
Midland RockHounds	67	71	.486	10.0	38-32	29-39	46-44
Frisco RoughRiders	60	80	.429	18.0	29-41	31-39	37-55





2017 TEXAS LEAGUE BATTING LEADERS

Top 10 (minimum 2.7 PA/team game)

BATTER	CLUB	AVG	G	AB	R	H	HR	RBI
Beaty, Matt	TUL	.326	116	438	61	143	15	69
Miller, Ian	ARK	.326	83	344	63	112	4	29
Boyd, B.J.	MID	.323	130	533	82	172	5	56
Schrock, Max	MID	.321	106	417	55	134	7	46
Waldrop, Kyle	ARK	.303	109	412	61	125	10	68
Urias, Luis	SA	.296	118	442	77	131	3	38
Garcia, Anthony	SPR	.294	101	347	57	102	15	69
Mejia, Erick	TUL	.289	102	356	61	103	7	30
Kiner-Falefa, Isiah	FRI	.288	129	513	58	148	5	48
Mercado, Oscar	SPR	.287	120	477	76	137	13	46

TEAM	AVG	G	AB	R	H	2B	3B	HR	RBI	BB	SO	SB	CS
Midland	.277	138	4733	668	1310	247	39	84	601	471	1013	108	43
Tulsa	.269	140	4786	672	1288	245	18	168	631	408	1125	97	36
Springfield	.264	140	4689	634	1236	244	21	117	588	464	1090	120	54
Arkansas	.262	140	4719	607	1237	222	17	80	562	458	1040	88	25
NW Arkansas	.260	140	4782	544	1244	189	24	80	506	310	1051	119	45
San Antonio	.253	140	4675	598	1183	218	21	100	552	431	1067	59	41
Frisco	.250	140	4799	545	1198	217	27	103	494	353	966	83	44
Corpus Christi	.242	138	4548	586	1099	203	19	143	542	507	1149	105	40

HOME RUNS

Reyes, Franmil	SA	25
Davis, J.D.	CC	21
Rosa, Viosergy	MID	18
Singleton, Jon	CC	18
3 others tied at 17		

RBI

Rosa, Viosergy	MID	110
Reyes, Franmil	SA	102
Duenez, Samir	NWA	75
Sportman, J.P.	MID	74
2 others tied at 69		

STOLEN BASES

Mercado, Oscar	SPR	38
Miller, Ian	ARK	30
Mejia, Erick	TUL	25
Laureano, Ramon	CC	24
Locastro, Tim	TUL	22

HITS

Boyd, B.J.	MID	172
Kiner-Falefa, Isiah	FRI	148
Beaty, Matt	TUL	143
Sportman, J.P.	MID	141
Mercado, Oscar	SPR	137

DOUBLES

Beaty, Matt	TUL	31
Kiner-Falefa, Isiah	FRI	31
Boyd, B.J.	MID	29
Rosa, Viosergy	MID	28
Waldrop, Kyle	ARK	28

TRIPLES

Heineman, Scott	FRI	7
Mateo, Jorge	MID	7
Deweese Jr., Donald	NWA	6
Laureano, Ramon	CC	6
Boyd, B.J.	MID	6

RUNS SCORED

Boyd, B.J.	MID	82
Heineman, Scott	FRI	82
Reyes, Franmil	SA	79
Urias, Luis	SA	77
Mercado, Oscar	SPR	76

ON-BASE PERCENTAGE

Urias, Luis	SA	.398
Miller, Ian	ARK	.382
Schrock, Max	MID	.379
Beaty, Matt	TUL	.378
Singleton, Jon	CC	.376

SLUGGING PERCENTAGE

Davis, J.D.	CC	.510
Beaty, Matt	TUL	.505
Garcia, Anthony	SPR	.487
Reyes, Franmil	SA	.464
Waldrop, Kyle	ARK	.444





2017 TEXAS LEAGUE PITCHING LEADERS

Top 10 (minimum 0.8 IP/team game)

PITCHER	CLUB	W-L	ERA	IP	H	BB	SO
Hudson, Dakota	SPR	9-4	2.53	114.0	111	34	77
Unsworth, Dylan	ARK	9-8	3.31	119.2	112	20	86
Gomber, Austin	SPR	10-7	3.34	143.0	116	51	140
Ogando, Emilio	NWA	10-10	3.45	133.0	130	36	83
Fillmyer, Heath	MID	11-5	3.49	149.2	158	51	115
Kennedy, Brett	SA	13-7	3.70	141.0	133	38	134
Caughel, Lindsey	ARK	10-10	3.71	157.2	148	38	116
De Los Santos, Enyel	SA	10-6	3.78	150.0	131	48	138
Mendez, Yohander	FRI	7-8	3.79	137.2	114	43	124
Sborz, Josh	TUL	8-8	3.86	116.2	106	56	81

TEAM	W-L	ERA	CG	SV	H	R	ER	HR	BB	SO
San Antonio	78-62	3.28	2	43	1130	529	456	87	403	1186
Tulsa	77-63	3.62	1	37	1147	576	495	98	492	1135
Springfield	77-63	3.62	3	34	1182	562	495	111	445	987
Corpus Christi	67-71	3.95	0	33	1276	629	527	99	404	1095
NW Arkansas	67-73	4.21	1	40	1298	643	574	115	435	1022
Midland	67-71	4.22	0	32	1253	635	567	107	434	1010
Arkansas	65-75	4.24	3	31	1247	621	572	112	393	988
Frisco	60-80	4.31	3	34	1262	659	596	146	396	1078

WINS

Kennedy, Brett	SA	13
Fillmyer, Heath	MID	11
Griffin, Foster	NWA	11
Holmes, Grant	MID	11
4 others tied at 10		

LOSSES

Holmes, Grant	MID	12
Ray, Corey	NWA	12
Wiles, Collin	FRI	12
Jurado, Ariel	FRI	11
3 others tied at 10		

SAVES

Wingenter, Trey	SA	20
Copping, Corey	TUL	18
Newberry, Jake	NWA	15
Curtis, Zac	ARK	13
Garrett, Reed	FRI	10

WALKS

Holmes, Grant	MID	61
Ray, Corey	NWA	59
Sborz, Josh	TUL	56
Alcantara, Sandy	SPR	54
2 others tied at 51		

STRIKEOUTS

Holmes, Grant	MID	150
Gomber, Austin	SPR	140
De Los Santos, Enyel	SA	138
Kennedy, Brett	SA	134
2 others tied at 124		

HOME RUNS ALLOWED

Mendez, Yohander	FRI	23
Wiles, Collin	FRI	22
Ray, Corey	NWA	20
Fillmyer, Heath	MID	19
Caughel, Lindsey	ARK	18

COMPLETE GAMES

Caughel, Lindsey	ARK	2
Pearce, Matt	SPR	2
9 others tied at 1		

SHUTOUTS

8 others tied at 1

INNINGS PITCHED

Caughel, Lindsey	ARK	157.2
Jurado, Ariel	FRI	157.0
De Los Santos, Enyel	SA	150.0
Wiles, Collin	FRI	150.0
Fillmyer, Heath	MID	149.2





ARKANSAS TRAVELERS

Dickey-Stephens Park
 400 W. Broadway
 North Little Rock, AR 72114
 Telephone: (501) 664-1555
 Parent Club (since): Seattle Mariners (2017)
 Distance from Corpus Christi: 735 miles

General Manager...Paul Allen
 Broadcaster...Steven Davis (steven@travs.com)

Field Manager...Daren Brown
 Pitching Coach...Ethan Katz
 Hitting Coach...Roy Howell
 Coach...Jimmy Van Ostrand
 Athletic Trainer...B.J. Downie

Stadium (Capacity)...Dickey-Stephens Park (7,800)
 2017 Record...65-75 (4th – North Division)
 2017 Attendance...328,347

2017 Stat Leaders

AVG – Ian Miller (.326)*
 HR – Ryan Casteel (12)
 RBI – Kyle Waldrop (68)
 SB – Ian Miller (30)
 Wins – Lindsey Caughel (10)
 ERA – Dylan Unsworth (3.31)
 Saves – Zac Curtis (13)
 Strikeouts – Lindsey Caughel (116)
 * denotes league leader

Series History

Corpus Christi has excelled against Arkansas over the last six campaigns, posting a record of 44-28. During this lifetime series, the Hooks hold a six-game advantage at 83-77. The Hooks are 42-38 against the Travs at Whataburger Field and 35-31 at Dickey-Stephens Park. The Hooks were 6-8 against the Travelers at Ray Winder Field in 2005 and 2006.



	Overall	Home	Road
2017	7-5	4-2	3-3
2016	9-3	4-2	5-1
2015	7-5	3-3	4-2
2014	6-6	4-2	2-4
2013	8-4	4-2	4-2
2012	7-5	3-3	4-2
2011	3-9	2-4	1-5
2010	6-6	3-3	3-3
2009	4-8	2-4	2-4
2008	4-8	2-4	2-4
2007	9-3	4-2	5-1
2006	8-6	4-3	4-3
2005	5-9	3-4	2-5

2018 Schedule

@ Whataburger Field	@ Dickey-Stephens Park
April 15-17	April 8-10
July 4-6	June 28-30





FRISCO ROUGHRIDERS

Dr Pepper Ballpark
 7300 RoughRiders Trail
 Frisco, TX 75034
 Telephone: (972) 731-9200
 Parent Club (since): Texas Rangers (2003)
 Distance from Corpus Christi: 441 miles

CEO...Chuck Greenberg
 General Manager...Jason Dambach
 Radio Broadcaster...
 Ryan Rouillard (rrouillard@ridersbaseball.com)

Field Manager...Joe Mikulik
 Pitching Coach...Greg Hibbard
 Hitting Coach...Jason Hart
 Athletic Trainer...Jacob Newburn

Stadium (capacity): Dr Pepper Ballpark (10,216)
 2017 Record...60-80 (4th – South Division)
 2017 Attendance...470,003

2017 Stat Leaders

Avg. – Isiah Kiner-Falefa (.288)
 HRs – Eric Aguilera (15)
 RBIs – Eric Aguilera (51)
 SBs – Isiah Kiner-Falefa (17)
 Wins – Collin Wiles & Ariel Jurado (9)
 ERA – Yohander Mendez (3.79)
 Saves – Reed Garrett (10)
 Strikeouts – Yohander Mendez (133)

Series History

The Hooks hold a 215-193 lead in the lifetime series with Frisco. Corpus Christi is 110-92 vs. the RoughRiders at Whataburger Field, and stands 105-101 at Dr Pepper Ballpark.



Frisco
Rough Rider

	Overall	Home	Road
2017	22-10	11-5	11-5
2016	19-13	8-7	11-6
2015	23-9	11-5	12-4
2014	14-18	8-8	6-10
2013	16-16	8-8	8-8
2012	18-14	11-5	7-9
2011	14-18	7-9	7-9
2010	16-16	7-9	9-7
2009	15-17	9-6	6-11
2008	16-16	9-7	7-9
2007	9-23	5-11	4-12
2006	17-11	10-4	7-7
2005	16-12	6-8	10-4

2018 Schedule

@ Whataburger Field	@ Dr Pepper Ballpark
April 27-30	April 19-22
June 5-8	May 18-21
June 21-24	August 2-5
July 15-18	August 28-31





MIDLAND ROCKHOUNDS

Security Bank Ballpark
 5514 Champions Drive
 Midland, TX 79706
 Telephone: (432) 520-2255
 Parent Club (since): Oakland Athletics (1999)
 Distance from Corpus Christi: 508 miles

President...E. Miles Prentice
 General Manager...Monty Hoppel
 Director of Broadcasting & Publications...
 Bob Hards (hardshello@aol.com)

Field Manager...Scott Steinmann
 Pitching Coach...Steve Connelly
 Hitting Coach...Tommy Everidge
 Athletic Trainer...Justin Whitehouse

Stadium (capacity)...Security Bank Ballpark (6,669)
 2017 Record...67-71 (2nd – South Division)
 2017 Attendance...282,146

2017 Stat Leaders

Avg. – B.J. Boyd (.323)
 HRs – Viosergy Rosa (18)
 RBIs – Viosergy Rosa (110)*
 SBs – B.J. Boyd (16)
 Wins – Heath Fillmyer & Grant Holmes (11)
 ERA – Heath Fillmyer (3.49)
 Saves – Kyle Finnegan (9)
 Strikeouts – Grant Holmes (150)*
 *denotes league leader

Series History

The RockHounds, gunning for their fifth consecutive Texas League Championship, lead the lifetime series 212-194. While the Hooks are 109-93 opposite Midland at Whataburger Field, Security Bank Ballpark has not been so kind. The club is 85-119 (.417) in the Permian Basin.

	Overall	Home	Road	2018 Schedule	
2017	13-17	7-7	6-10	@ Whataburger Field	@ Security Bank Ballpark
2016	14-18	7-9	7-9	April 23-26	May 1-4
2015	18-14	9-7	9-7	May 10-13	June 13-16
2014	11-21	8-8	3-13	July 26-29	July 11-14
2013	23-9	12-4	11-5	August 21-24	July 19-22
2012	18-14	12-4	6-10		
2011	14-18	8-8	6-10		
2010	15-17	7-9	8-8		
2009	13-19	8-8	5-11		
2008	9-23	4-12	5-11		
2007	15-17	8-8	7-9		
2006	18-10	11-3	7-7		
2005	13-15	8-6	5-9		





NORTHWEST ARKANSAS NATURALS

Arvest Ballpark
 3000 South 56th Street
 Springdale, AR 72762
 Telephone: (479) 927-4900
 Parent Club (since): Kansas City Royals (2008)
 Distance from Corpus Christi: 754 miles

General Manager...Justin Cole
 Radio Broadcaster...
 Benjamin Kelly (benjamin@nwanaturals.com)

Field Manager...Mike Rojas
 Pitching Coach...Steve Luebber
 Hitting Coach...Leon Roberts
 Athletic Trainer...Masa Koyanagi

Stadium (capacity)...Arvest Ballpark (6,500)
 2017 Record...67-73 (3rd – North Division)
 2017 Attendance...304,026

2017 Stat Leaders

Avg. – Jack Lopez (.281)
 HRs – Samir Duenez (17)
 RBIs – Samir Duenez (75)
 SBs – Donald Dewees, Jr. (20)
 Wins – Foster Griffin (11)
 ERA – Emilio Ogando (3.45)
 Saves – Jake Newberry (15)
 Strikeouts – Corey Ray & Zach Lovvorn (93)

Series History

Corpus Christi leads Northwest Arkansas in the all-time series 61-59. The Hooks have done better at Whataburger Field (32-28) than at Arvest Ballpark (29-31). Corpus Christi's record against Kansas City's AA affiliate stands at 85-75, having gone 24-16 vs. Wichita from 2005-2007.



	Overall	Home	Road
2017	6-6	4-2	2-4
2016	6-6	2-4	4-2
2015	8-4	4-2	4-2
2014	7-5	4-2	3-3
2013	9-3	5-1	4-2
2012	9-3	4-2	5-1
2011	4-8	3-3	1-5
2010	4-8	3-3	1-5
2009	4-8	1-5	3-3
2008	4-8	2-4	2-4
2007 (Wichita)	8-4	6-2	2-2
2006 (Wichita)	8-6	5-2	3-4
2005 (Wichita)	8-6	5-2	3-4

2018 Schedule

@ Whataburger Field	@ Arvest Ballpark
April 12-14	April 5-7
July 7-9	July 1-3





SAN ANTONIO MISSIONS

Nelson W. Wolff Municipal Stadium
 5757 Highway 90 West
 San Antonio, TX 78227
 Telephone: (210) 675-7275
 Parent Club (since): San Diego Padres (2007)
 Distance from Corpus Christi: 146 miles

President...Burl Yarbrough
 Director of Public Relations...
 Rich Weimert (rweimert@samissions.com)

Field Manager...Phillip Wellman
 Pitching Coach...Jimmy Jones
 Hitting Coach...Raul Padron
 Coach...Jonathan Meyer
 Athletic Trainer...Isak Yoon

Stadium (capacity)...Wolff Municipal Stadium (6,200)
 2017 Record...78-62 (1st – South Division)
 2017 Attendance...305,351

2017 Stat Leaders

Avg. – Luis Urias (.296)
 HRs – Franmil Reyes (25)*
 RBIs – Franmil Reyes (102)
 SBs – Austin Bousfield (15)
 Wins – Brett Kennedy (15)*
 ERA – Brett Kennedy (3.70)
 Saves – Trey Wingenter (20)*
 Strikeouts – Enyel De Los Santos (138)
 *denotes league leader

Series History

San Antonio leads the lifetime series 191-173. The Hooks are 95-89 against the Missions at Whataburger Field and are 78-102 at San Antonio; 77-102 at "The Wolff." The Hooks claimed their first winning campaign against the Missions in 2012.

	Overall	Home	Road
2017	10-18	6-9	4-9
2016	23-5	12-2	11-3
2015	18-10	8-6	10-4
2014	13-15	7-7	6-8
2013	14-14	7-7	7-7
2012	18-10	10-4	8-6
2011	5-23	5-9	0-14
2010	12-16	7-7	5-9
2009	13-15	6-8	7-7
2008	10-18	7-7	3-11
2007	14-14	8-7	6-7
2006	13-15	8-6	5-9
2005	10-18	4-10	6-8



2018 Schedule

@ Whataburger Field	@ Wolff Municipal Stadium
May 14-17	May 5-8
June 9-12	June 17-20
July 30-August 1	July 23-25
August 25-27	September 1-3



SPRINGFIELD CARDINALS

John Q. Hammons Field
 955 East Trafficway St.
 Springfield, MO 65802
 Telephone: (417) 863-2143
 Parent Club (since): St. Louis Cardinals (2005)
 Distance from Corpus Christi: 889 miles

VP/General Manager...Dan Reiter
 Public Relations Coordinator...
 Matt Turer (mturer@cardinals.com)

Field Manager...Johnny Rodriguez
 Pitching Coach...Darwin Marrero
 Hitting Coach...Jobel Jimenez
 Coach...Elijah Tupuola
 Athletic Trainer...Brent Neuharth

Stadium (capacity)...John Q. Hammons Field (6,750)
 2017 Record...77-63 (2nd – North Division)
 2017 Attendance...331,259

2017 Stat Leaders

Avg. – Anthony Garcia (.294)
 HRs – Jacob Wilson (17)
 RBIs – Anthony Garcia (69)
 SBs – Oscar Mercado (38)*
 Wins – Austin Gomber (10)
 ERA – Dakota Hudson (2.53)*
 Saves – Corey Baker & Landon Beck (6)
 Strikeouts – Austin Gomber (140)
 *denotes league leader

Series History

The Hooks lead the lifetime series at 82-77. Corpus Christi stands 46-34 in games played against the Cards at Whataburger Field, but is just 36-43 in Missouri.

	Overall	Home	Road
2017	4-8	2-4	2-4
2016	6-6	2-4	4-2
2015	8-4	5-1	3-3
2014	8-4	4-2	4-2
2013	7-5	4-2	3-3
2012	7-5	3-3	4-2
2011	5-7	3-3	2-4
2010	5-7	2-4	3-3
2009	7-5	5-1	2-4
2008	3-9	2-4	1-5
2007	8-4	5-1	3-3
2006	8-5	6-1	2-4
2005	6-8	3-4	3-4

2018 Schedule

@ Whataburger Field	@ Hammons Field
May 22-24	May 29-31
August 10-12	August 17-19





TULSA DRILLERS

ONEOK Field
 201 N. Elgin Avenue
 Tulsa, OK 74120
 Telephone: (918) 744-5998
 Parent Club (since): Los Angeles Dodgers (2015)
 Distance from Corpus Christi: 667 miles

Co-Chairmen...Dale Hubbard, Jeff Hubbard
 General Manager...Mike Melega
 Director of Public/Media Relations...
 Brian Carroll (brian@tulsadrillers.com)

Field Manager...Scott Hennessey
 Pitching Coach...Dave Borkowski
 Hitting Coach...Terrel Sledge
 Coach...Leo Garcia
 Athletic Trainer...Kalie Swain

Stadium (capacity)...ONEOK Field (7,833)
 2017 Record...77-63 (1st – North Division)
 2017 Attendance...374,976

2017 Stat Leaders

Avg. – Matt Beaty (.326)*
 HRs – Kyle Garlick (17)
 RBIs – Matt Beaty (69)
 SBs – Tim Locastro (22)
 Wins – Josh Sborz (8)
 ERA – Josh Sborz (3.86)
 Saves – Corey Copping (18)
 Strikeouts – Scott Barlow (124)
 *denotes league leader

Series History

Tulsa leads the lifetime series 84-75. The Hooks hold a 43-37 edge in games at Whataburger Field but are just 32-47 in Tulsa. Corpus Christi stands 22-25 over eight seasons at ONEOK Field and was 10-22 in five seasons of play at Drillers Stadium.

	Overall	Home	Road
2017	4-7	3-2	1-5
2016	8-4	3-3	5-1
2015	7-5	3-3	4-2
2014	8-4	5-1	3-3
2013	6-6	3-3	3-3
2012	4-8	3-3	1-5
2011	5-7	3-3	2-4
2010	5-7	2-5	3-2
2009	5-7	3-3	2-4
2008	9-3	6-0	3-3
2007	4-8	2-4	2-4
2006	4-10	3-4	1-6
2005	6-8	4-3	2-5

2018 Schedule

@ Whataburger Field	@ ONEOK Field
May 25-27	June 1-3
August 7-9	August 14-16





2018 ASTROS 40-MAN ROSTER

No	Pitchers	B/T	Ht	Wt	DOB
52	Buddy Boshers	L/L	6'3"	205lbs	5/9/88
45	Gerrit Cole	R/R	6'4"	225lbs	9/8/90
47	Chris Devenski	R/R	6'3"	210lbs	11/13/90
53	Ken Giles	R/R	6'2"	205lbs	9/20/90
64	Reymin Guduan	L/L	6'4"	205lbs	3/16/92
61	Jandel Gustave	R/R	6'2"	210lbs	10/12/92
36	Will Harris	R/R	6'4"	250lbs	8/28/84
51	James Hoyt	R/R	6'6"	230lbs	9/30/86
60	Dallas Keuchel	L/L	6'3"	205lbs	1/1/88
58	Francis Martes	R/R	6'1"	225lbs	11/24/95
43	Lance McCullers Jr.	L/R	6'1"	205lbs	10/2/93
31	Collin McHugh	R/R	6'2"	190lbs	6/19/87
50	Charlie Morton	R/R	6'5"	235lbs	11/12/83
63	David Paulino	R/R	6'7"	215lbs	2/6/94
41	Brad Peacock	R/R	6'1"	210lbs	2/2/88
83	Cionel Perez	L/L	5'11"	170lbs	4/21/96
62	Brady Rodgers	R/R	6'2"	210lbs	9/17/90
30	Hector Rondon	R/R	6'3"	230lbs	2/26/88
29	Tony Sipp	L/L	6'0"	190lbs	7/12/83
38	Joe Smith	R/R	6'2"	205lbs	3/22/84
35	Justin Verlander	R/R	6'5"	225lbs	2/20/83
No	Catchers	B/T	Ht	Wt	DOB
11	Evan Gattis	R/R	6'4"	270lbs	8/18/86
16	Brian McCann	L/R	6'3"	225lbs	2/20/84
12	Max Stassi	R/R	5'10"	200lbs	3/15/91
No	Infielders	B/T	Ht	Wt	DOB
27	Jose Altuve	R/R	5'6"	165lbs	5/6/90
2	Alex Bregman	R/R	6'0"	180lbs	3/30/94
1	Carlos Correa	R/R	6'4"	215lbs	9/22/94
28	J.D. Davis	R/R	6'3"	225lbs	4/27/93
10	Yuli Gurriel	R/R	6'0"	190lbs	6/9/84
18	Tony Kemp	L/R	5'6"	165lbs	10/31/91
23	AJ Reed	L/L	6'4"	275lbs	5/10/93
95	Miguelangel Sierra	R/R	5'11"	165lbs	12/2/97
13	Tyler White	R/R	5'11"	225lbs	10/29/90
No	Outfielders	B/T	Ht	Wt	DOB
21	Derek Fisher	L/R	6'3"	205lbs	8/21/93
9	Marwin Gonzalez	S/R	6'1"	205lbs	3/14/89
6	Jake Marisnick	R/R	6'4"	220lbs	3/30/91
22	Josh Reddick	L/R	6'2"	195lbs	2/19/87
4	George Springer	R/R	6'3"	215lbs	9/19/89





2017 ASTROS STATS

BATTERS	AVG	G	AB	R	H	2B	3B	HR	RBI	BB	SO	SB	OBP	SLG	E
Altuve, Jose	.346	153	590	112	204	39	4	24	81	58	84	32	.410	.547	10
Aoki, Norichika	.272	70	202	28	55	12	1	2	19	15	29	5	.323	.371	0
Beltran, Carlos	.231	129	467	60	108	29	0	14	51	33	102	0	.283	.383	0
Bregman, Alex	.284	155	556	88	158	39	5	19	71	55	97	17	.352	.475	14
Centeno, Juan	.231	22	52	5	12	0	0	2	4	4	12	0	.286	.346	2
Correa, Carlos	.315	109	422	82	133	25	1	24	84	53	92	2	.391	.550	9
Davis, J.D.	.226	24	62	8	14	4	0	4	7	4	20	1	.279	.484	0
Fisher, Derek	.212	53	146	21	31	4	1	5	17	17	54	3	.307	.356	1
Gattis, Evan	.263	84	300	41	79	22	0	12	55	18	50	0	.311	.457	9
Gonzalez, Marwin	.303	134	455	67	138	34	0	23	90	49	99	8	.377	.530	8
Gurriel, Yuli	.299	139	529	69	158	43	1	18	75	22	62	3	.332	.486	9
Hernandez, Teoscar		1	0	0	0	0	0	0	0	0	0	0			0
Kemp, Tony	.216	17	37	6	8	1	0	0	4	1	5	1	.256	.243	0
Marisnick, Jake	.243	106	230	50	56	10	0	16	35	20	90	9	.319	.496	2
Maybin, Cameron	.186	21	59	6	11	1	1	4	13	3	16	4	.226	.441	0
Maybin, Cameron	.228	114	395	63	90	20	2	10	35	51	94	33	.318	.365	3
McCann, Brian	.241	97	349	47	84	12	1	18	62	38	58	1	.323	.436	5
Moran, Colin	.364	7	11	3	4	0	1	1	3	1	1	0	.417	.818	1
Reddick, Josh	.314	134	477	77	150	34	4	13	82	43	72	7	.363	.484	5
Reed, A.J.	.000	2	6	0	0	0	0	0	0	0	1	0	.000	.000	0
Springer, George	.283	140	548	112	155	29	0	34	85	64	111	5	.367	.522	1
Stassi, Max	.167	14	24	5	4	1	0	2	4	6	4	0	.323	.458	1
White, Tyler	.279	22	61	7	17	6	0	3	10	4	16	0	.328	.525	3
Team Total	.282	162	5611	896	1581	346	20	238	854	509	1087	98	.346	.478	99

PITCHERS	W-L	ERA	G	GS	CG	SHO	SV	IP	H	R	ER	HR	BB	SO
Clippard, Tyler	0-2	6.43	16	0	0	0	2	14.0	11	10	10	3	7	18
Devenski, Chris	8-5	2.68	62	0	0	0	4	80.2	50	26	24	11	26	100
Diaz, Dayan	1-1	9.00	10	1	0	0	0	13.0	17	14	13	3	4	20
Feliz, Michael	4-2	5.63	46	0	0	0	0	48.0	53	31	30	8	22	70
Fiers, Mike	8-10	5.22	29	28	0	0	0	153.1	157	95	89	32	62	146
Giles, Ken	1-3	2.30	63	0	0	0	34	62.2	44	16	16	4	21	83
Gregerson, Luke	2-3	4.57	65	0	0	0	1	61.0	62	31	31	13	20	70
Guduan, Reymin	0-0	7.88	22	0	0	0	0	16.0	24	14	14	1	12	16
Gustave, Jandel	0-0	5.40	6	0	0	0	0	5.0	5	4	3	0	7	2
Harris, Will	3-2	2.98	46	0	0	0	2	45.1	37	15	15	7	7	52
Hoyt, James	1-0	4.38	43	0	0	0	0	49.1	51	24	24	7	14	66
Jankowski, Jordan	1-0	12.46	3	0	0	0	0	4.1	7	6	6	3	2	5
Keuchel, Dallas	14-5	2.90	23	23	1	0	0	145.2	116	50	47	15	47	125
Liriano, Francisco	0-2	4.40	20	0	0	0	0	14.1	14	9	7	0	10	11
Martinez, Francis	5-2	5.80	32	4	0	0	0	54.1	51	40	35	7	31	69
McCullers Jr., Lance	7-4	4.25	22	22	0	0	0	118.2	114	61	56	8	40	132
McHugh, Collin	5-2	3.55	12	12	0	0	0	63.1	62	27	25	7	20	62
Morton, Charlie	14-7	3.62	25	25	0	0	0	146.2	125	65	59	14	50	163
Musgrove, Joe	7-8	4.77	38	15	0	0	2	109.1	117	59	58	18	28	98
Paulino, David	2-0	6.52	6	6	0	0	0	29.0	36	21	21	8	7	34
Peacock, Brad	13-2	3.00	34	21	0	0	0	132.0	100	46	44	10	57	161
Sipp, Tony	0-1	5.79	46	0	0	0	0	37.1	36	25	24	8	16	39
Tolliver, Ashur	0-0	3.60	3	0	0	0	0	5.0	4	2	2	0	4	5
Verlander, Justin	5-0	1.06	5	5	0	0	0	34.0	17	4	4	4	5	43
Verlander, Justin - Total	15-8	3.36	33	33	0	0	0	206.0	170	80	77	27	72	219
Team Total	101-61	4.12	162	162	1	9	45	1446.0	1314	700	662	192	522	1593





ASTROS MINOR LEAGUE AFFILIATES

FRESNO GRIZZLIES - AAA

Pacific Coast League
1800 Tulare Street
Fresno, CA 93721
Phone: (559) 320-4487
Executive VP: Derek Franks
Manager: Rodney Linares
Pitching Coach: Dyar Miller
Hitting Coach: Darryl Robinson
Development Coach: Ray Hernandez
Athletic Trainer: Lee Meyer



BUIES CREEK ASTROS - A

Carolina League
Jim Perry Stadium
76 Upchurch Ln
Lillington, NC 27546
Phone: (910) 893-1459
General Manager: David Lane
Manager: Morgan Ensberg
Pitching Coach: Drew French
Hitting Coach: Ben Rosenthal
Development Coach: Nate Shaver
Athletic Trainer: Christian Bermudez



QUAD CITIES RIVER BANDITS - A

Midwest League
Modern Woodmen Park
209 S. Gaines Street
Davenport, IA 52802
Phone: (563) 322-6348
Fax: (563) 322-3109
General Manager: Andrew Chesser
Manager: Mickey Storey
Pitching Coach: Graham Johnson
Hitting Coach: Dillon Lawson
Development Coach: Rafael Pena
Athletic Trainer: Elliot Diehl



TRI-CITY VALLEYCATS – Short-Season A

New York-Penn League
Joseph L. Bruno Stadium
80 Vandenburg Avenue
Troy, NY 12180
Phone: (518) 629-2287
Fax: (518) 629-2299
President: William Gladstone
COO/EVP: Rick Murphy
Manager: Jason Bell
Pitching Coach: Erick Abreu
Hitting Coach: Jeremy Barnes
Athletic Trainer: Daniel Cerquera





2017 ASTROS SYSTEM LEADERS

BATTING AVERAGE (min. 2.7PA/G)

Tony Kemp, FRE	.329
Derek Fisher, FRE	.318
Carmen Benedetti, QC/BC	.316
Yordan Alvarez, QC/BC	.304
Tyler White, FRE	.300

RUNS SCORED

Tony Kemp, FRE	95
Myles Straw, BC/CC	90
AJ Reed, FRE	89
Ronnie Dawson, QC/BC	88
Tyler White, FRE	84

HITS

Tony Kemp, FRE	166
Myles Straw, BC/CC	140
Ronnie Dawson, QC/BC	136
Jason Martin, CC/BC	132
Tyler White, FRE	131

DOUBLES

Jason Martin, CC/BC	35
Kyle Tucker, CC/BC	33
Chuckie Robinson, QC	32
Daz Cameron, QC	29
Jack Mayfield, CC/FRE	28

TRIPLES

Tony Kemp, FRE	9
Daz Cameron, QC	8
4 others tied at 7	

TOTAL BASES

AJ Reed, FRE	250
Kyle Tucker, CC/BC	245
Tony Kemp, FRE	237
Jason Martin, CC/BC	231
Tyler White, FRE	230

HOME RUNS

AJ Reed, FRE	34
J.D. Davis, FRE/CC	26
Kyle Tucker, BC/CC	25
Tyler White, FRE	25
Preston Tucker, FRE	25

RUNS BATTED IN

AJ Reed, FRE	104
Preston Tucker, FRE	96
Kyle Tucker, CC/BC	90
Tyler White, FRE	89
J.D. Davis, FRE/CC	78

WALKS

Jon Singleton, CC	107
Myles Straw, BC/CC	94
AJ Reed, FRE	72
Preston Tucker, FRE	65
Carmen Benedetti, QC/BC	60

EXTRA-BASE HITS

Kyle Tucker, CC/BC	63
AJ Reed, FRE	58
Jason, Martin, CC/BC	58
Daz Cameron, QC	51
Preston Tucker, FRE	51

STOLEN BASES

Myles Straw, CC/BC	38
Daz Cameron, QC	32
Tony Kemp, FRE	24
Ramon Laureano, CC	24
Kristian Trompiz, QC/TRI/CC	22

ON-BASE % (full-season)

Carmen Benedetti, QC/BC	.421
Myles Straw, QC/LAN	.405
Jon Kemmer, FRE	.399
Max Stassi, FRE/CC	.393
Derek Fisher, FRE	.384

SLUGGING % (full-season)

Derek Fisher, FRE	.583
Jon Kemmer, FRE	.533
Colin Moran, FRE	.532
Tyler White, FRE	.528
Kyle Tucker, CC/BC	.528

OPS (full-season)

Derek Fisher, FRE	.967
Jon Kemmer, FRE	.932
Colin Moran, FRE/QC	.901
Tyler White, FRE	.898
Max Stassi, FRE/CC	.893

ERA (min. 100IP)

Rogelio Armenteros, FRE/CC	2.04
Yoanys Quiala, BC/CC	2.57
Jorge Alcala, BC/QC	3.05
Alex Winkelman, CC/BC	3.21
Carson LaRue, QC/BC	3.23

WINS

Carson LaRue, BC/QC	12
Rogelio Armenteros, FRE/CC	10
Cy Sneed, FRE/CC	10
Yoanys Quiala, CC/BC	9
Trent Thornton, FRE/CC	9

SAVES

Jordan Jankowski, FRE	10
Nick Hernandez, CC/BC	10
Andrew Thome, FRE/CC/BC	8
5 others tied at 6	

INNINGS PITCHED

David Martinez, FRE	136.1
Trent Thornton, FRE/CC	131.1
Rogelio Armenteros, CC/FRE	123.2
Carson LaRue, QC/BC	120.0
Kent Emanuel, CC/FRE	116.1

STRIKEOUTS

Rogelio Armenteros, FRE/CC	146
Forrest Whitley, QC/BC/CC	143
Hector Perez, BC/QC	128
Framber Valdez, CC/BC	126
Brett Adcock, BC/QC	117

WHIP (min. 100IP)

Rogelio Armenteros, FRE/CC	1.04
Jorge Alcala, BC/QC	1.06
Carson LaRue, BC/QC	1.13
Yoanys Quiala, BC/CC	1.19
Ryan Hartman, BC/QC	1.22

COMPLETE GAMES (full-season)

Jorge Alcala, BC/QC	1
Franklin Perez, BC/CC	1
Matt Bower, BC	1

SO PER 9.0 IP (min. 100IP)

Hector Perez, QC/BC	10.7
Rogelio Armenteros, FRE/CC	10.6
Framber Valdez, BC/CC	10.3
Brett Adcock, BC/QC	9.8
Alex Winkelman, CC/BC	9.5

BB PER 9.0 IP (min. 100IP)

Trent Thornton, LAN/CC	1.6
Yoanys Quiala, BC/CC	2.0
Carson LaRue, QC/BC	2.3
Ryan Hartman, BC/QC	2.7
Rogelio Armenteros, FRE/CC	2.8

SO PER BB (min. 100IP)

Trent Thornton, LAN/CC	4.39
Rogelio Armenteros, CC/FRE	3.84
Yoanys Quiala, BC/CC	3.83
Carson LaRue, QC/BC	3.50
Alex Winkelman, CC/BC	3.14





MEDIA INFORMATION

CORPUS CHRISTI HOOKS COMMUNICATIONS

Michael Coffin, Director of Broadcasting

361-561-4711 (office), 409-893-3220 (cell)

Sam Levitt, Communications Coordinator

361-561-4680 (office), 646-675-2637 (cell)

Press Box Phone, 361-561-4796

Front Office Phone, 361-561-4665

Fax, 361-561-4666

Credentials

To obtain press credentials, call or write Sam Levitt (361-561-4680 / slevitt@cchooks.com) or Michael Coffin (361-561-4711 / mcoffin@cchooks.com). Phone requests should be made at least two days in advance. Credentials may be picked up in advance at the Hooks Front Offices at Whataburger Field.

Game Day Pick-Up: Credentials are available at the Cotton Club entrance, located on the third-base side of the ballpark, 90 minutes prior to the game.

Media Entrance

Working media should enter Whataburger Field via the Cotton Club entrance. Media members must sign in upon entry.

Photographers

During games, photographers must work out of the photographers wells adjacent to the dugouts. Special requests should be directed to Levitt or Rogers at least two days prior to the game.

Clubhouses

The Corpus Christi Hooks clubhouse is open to accredited media up to one hour prior to game time. There will be no admittance during rain delays or between games of a doubleheader. The Hooks training room is off limits at all times. The visitors' clubhouse is governed by the visiting team.

Field and Dugouts

The playing field and dugouts must be cleared of all media representatives 30 minutes prior to game time and remain so until after the game. Any live shots on the field must be cleared through the Corpus Christi Hooks Communications Department.

Press Box

The press box is located on the suite level directly behind home plate. The press box is open to working media only.

Game Notes, Stats, Etc.

Game notes and statistics are available in the press box approximately two hours prior to game time. Anyone needing information should contact the Communications Department. Any post game information, such as box scores or play-by-play, is available and should be requested through the Communications Department.





WHATABURGER FIELD GROUND RULES & DISTANCES

Ground Rules

1. Both feet on warning track when catching a foul ball into the stands, the clubhouse entry portal, or leaning against the tarp.
2. One foot on the top step of the dugout when catching a foul ball is permitted.
3. Ball that hits backstop guide-wire is a dead ball.
4. Any ball hit over the yellow line is a home run.
5. Any ball trapped under the outfield fence, that stays under, is a ground-rule double.

Playing Field Distances

Left Field Line: 325 ft.

Left Field Power Alley: 370

Center Field: 400

Outfield Deepest Point: 407

Right Field Power Alley: 375

Pool & Spa: 360

Right Field Line: 315





HOOKS PREGAME SCHEDULES

7:05 p.m.

	TIMES
HOOKS BATTING PRACTICE	4:10 – 5:00
VISITORS BATTING PRACTICE	5:00 – 5:50
SCREENS REMOVED	5:50 – 5:55
HOOKS INFIELD	5:55 – 6:05
VISITORS INFIELD	6:05 – 6:15
FIELD PREPARATION	6:15 – 6:55
PRE-GAME ACTIVITIES	6:30 – 6:57
UMPIRES / MANAGERS MEET	6:57
HOOKS TAKE THE FIELD	7:00
NATIONAL ANTHEM	7:01
HOOKS WARM-UP	7:03
GAME BEGINS	7:05

4:05 p.m.

	TIMES
HOOKS BATTING PRACTICE	1:10 – 2:00
VISITORS BATTING PRACTICE	2:00 – 2:50
SCREENS REMOVED	2:50 – 2:55
HOOKS INFIELD	2:55 – 3:05
VISITORS INFIELD	3:05 – 3:15
FIELD PREPARATION	3:15 – 3:55
PRE-GAME ACTIVITIES	3:30 – 3:57
UMPIRES / MANAGERS MEET	3:57
HOOKS TAKE THE FIELD	4:00
NATIONAL ANTHEM	4:01
HOOKS WARM-UP	4:03
GAME BEGINS	4:05

6:05 p.m.

	TIMES
HOOKS BATTING PRACTICE	3:10 – 4:00
VISITORS BATTING PRACTICE	4:00 – 4:50
SCREENS REMOVED	4:50 – 4:55
HOOKS INFIELD	4:55 – 5:05
VISITORS INFIELD	5:05 – 5:15
FIELD PREPARATION	5:15 – 5:55
PRE-GAME ACTIVITIES	5:30 – 5:57
UMPIRES / MANAGERS MEET	5:57
HOOKS TAKE THE FIELD	6:00
NATIONAL ANTHEM	6:01
HOOKS WARM-UP	6:03
GAME BEGINS	6:05

2:05 p.m.

	TIMES
HOOKS BATTING PRACTICE	11:10 – 12:00
VISITORS BATTING PRACTICE	12:00 – 12:50
SCREENS REMOVED	12:50 – 12:55
HOOKS INFIELD	12:55 – 1:05
VISITORS INFIELD	1:05 – 1:15
FIELD PREPARATION	1:15 – 1:55
PRE-GAME ACTIVITIES	1:30 – 1:57
UMPIRES / MANAGERS MEET	1:57
HOOKS TAKE THE FIELD	2:00
NATIONAL ANTHEM	2:01
HOOKS WARM-UP	2:03
GAME BEGINS	2:05

VISITORS' CAGE WORK

For a 7:05 start...3:00-5:45

For a 6:05 start...2:00-4:45

For a 4:05 start...12:00-2:45

For a 2:05 start...10:00-12:45

INCLEMENT WEATHER (7:05 start)

HOOKS CAGE WORK.....until 3:00/BP (Cage) 4:00-5:00

VISITOR CAGE WORK...3:00-4:00/BP (Cage) 5:00-5:45

**Adjustments to the pregame schedules may be necessitated to accommodate the pregame programs.*

Any questions regarding the pregame schedule pertaining to field preparation may be directed to Andrew Batts at (361) 561-4689 or email at abatts@cchooks.com



NEVER
SETTLE



[ASTROS.COM/TICKETS](https://www.astros.com/tickets)